

## Governor (D) (Vote for 1) DEM

Precinct	Times Cast	Registered Voters
<b>Lenawee County</b>		
<b>Lenawee County Michigan</b>		
City of Adrian, Precinct 1	475	2,244
City of Adrian, Precinct 2	229	2,101
City of Adrian, Precinct 3	269	2,104
City of Adrian, Precinct 4	685	2,206
City of Adrian, Precinct 5	492	2,364
City of Adrian, Precinct 6	433	2,316
City of Hudson, Precinct 1	240	1,494
City of Morenci, Precinct 1	218	1,642
City of Tecumseh, Precinct 1	538	1,657
City of Tecumseh, Precinct 2	509	1,535
City of Tecumseh, Precinct 3	392	1,584
City of Tecumseh, Precinct 4	425	1,709
Charter Township of Adrian, Precinct 1	809	2,522
Charter Township of Adrian, Precinct 2	620	2,434
Blissfield Township, Precinct 1	133	484
Blissfield Township, Precinct 2	601	2,480
Cambridge Township, Precinct 1	518	1,738
Cambridge Township, Precinct 2	409	1,542
Cambridge Township, Precinct 3	356	1,228
Clinton Township, Precinct 1	300	959
Clinton Township, Precinct 2	505	1,763
Deerfield Township, Precinct 1	199	1,093
Dover Township, Precinct 1	256	1,241

Precinct	Abdul El-Sayed (DEM)	Shri Thanedar (DEM)
<b>Lenawee County</b>		
<b>Lenawee County Michigan</b>		
City of Adrian, Precinct 1	109	57
City of Adrian, Precinct 2	52	16
City of Adrian, Precinct 3	50	29
City of Adrian, Precinct 4	113	23
City of Adrian, Precinct 5	103	36
City of Adrian, Precinct 6	83	24
City of Hudson, Precinct 1	27	9
City of Morenci, Precinct 1	25	8
City of Tecumseh, Precinct 1	83	11
City of Tecumseh, Precinct 2	75	21
City of Tecumseh, Precinct 3	93	16
City of Tecumseh, Precinct 4	96	13
Charter Township of Adrian, Precinct 1	86	19
Charter Township of Adrian, Precinct 2	81	27
Blissfield Township, Precinct 1	13	2
Blissfield Township, Precinct 2	75	26
Cambridge Township, Precinct 1	23	38
Cambridge Township, Precinct 2	26	29
Cambridge Township, Precinct 3	41	19
Clinton Township, Precinct 1	28	11
Clinton Township, Precinct 2	100	15
Deerfield Township, Precinct 1	21	4
Dover Township, Precinct 1	16	6

Precinct	Gretchen Whitmer (DEM)	Total Votes	Unresolved Write-in
<b>Lenawee County</b>			
<b>Lenawee County Michigan</b>			
City of Adrian, Precinct 1	169	335	1
City of Adrian, Precinct 2	65	133	0
City of Adrian, Precinct 3	83	162	0
City of Adrian, Precinct 4	219	355	0
City of Adrian, Precinct 5	142	281	0
City of Adrian, Precinct 6	123	230	0
City of Hudson, Precinct 1	50	86	0
City of Morenci, Precinct 1	38	71	0
City of Tecumseh, Precinct 1	178	272	0
City of Tecumseh, Precinct 2	140	236	0
City of Tecumseh, Precinct 3	102	211	2
City of Tecumseh, Precinct 4	110	219	0
Charter Township of Adrian, Precinct 1	182	287	0
Charter Township of Adrian, Precinct 2	147	255	0
Blissfield Township, Precinct 1	17	32	0
Blissfield Township, Precinct 2	105	206	0
Cambridge Township, Precinct 1	111	172	0
Cambridge Township, Precinct 2	109	164	0
Cambridge Township, Precinct 3	80	140	0
Clinton Township, Precinct 1	69	108	0
Clinton Township, Precinct 2	129	244	1
Deerfield Township, Precinct 1	45	70	0
Dover Township, Precinct 1	49	71	0

Precinct	Times Cast	Registered Voters
Fairfield Township, Precinct 1	222	1,270
Franklin Township, Precinct 1	657	2,408
Hudson Township, Precinct 1	254	1,168
Macon Township, Precinct 1	328	1,048
Charter Township of Madison, Precinct 1	297	1,937
Charter Township of Madison, Precinct 2	385	1,479
Charter Township of Madison, Precinct 3	364	1,246
Medina Township, Precinct 1	138	858
Ogden Township, Precinct 1	144	736
Palmyra Township, Precinct 1	606	1,610
Charter Township of Raisin, Precinct 1	516	2,319
Charter Township of Raisin, Precinct 2	355	1,585
Charter Township of Raisin, Precinct 3	456	1,845
Ridgeway Township, Precinct 1	286	1,128
Riga Township, Precinct 1	241	1,040
Rollin Township, Precinct 1	710	2,404
Rome Township, Precinct 1	294	1,377
Seneca Township, Precinct 1	138	816
Tecumseh Township, Precinct 1	460	1,708
Woodstock Township, Precinct 1	471	1,950
Woodstock Township, Precinct 2	191	972
Lenawee County Michigan - Total	17,124	71,344
<b>Cumulative</b>		
Cumulative	0	0

Precinct	Abdul El-Sayed (DEM)	Shri Thanedar (DEM)
Fairfield Township, Precinct 1	15	2
Franklin Township, Precinct 1	47	22
Hudson Township, Precinct 1	20	14
Macon Township, Precinct 1	31	6
Charter Township of Madison, Precinct 1	51	12
Charter Township of Madison, Precinct 2	29	16
Charter Township of Madison, Precinct 3	44	17
Medina Township, Precinct 1	11	3
Ogden Township, Precinct 1	10	2
Palmyra Township, Precinct 1	31	17
Charter Township of Raisin, Precinct 1	59	18
Charter Township of Raisin, Precinct 2	37	8
Charter Township of Raisin, Precinct 3	63	20
Ridgeway Township, Precinct 1	32	8
Riga Township, Precinct 1	19	4
Rollin Township, Precinct 1	51	20
Rome Township, Precinct 1	26	7
Seneca Township, Precinct 1	6	5
Tecumseh Township, Precinct 1	55	12
Woodstock Township, Precinct 1	37	28
Woodstock Township, Precinct 2	10	17
Lenawee County Michigan - Total	2,103	717
<b>Cumulative</b>		
Cumulative	0	0

Precinct	Gretchen Whitmer (DEM)	Total Votes	Unresolved Write-In
Fairfield Township, Precinct 1	36	53	0
Franklin Township, Precinct 1	165	234	0
Hudson Township, Precinct 1	55	89	0
Macon Township, Precinct 1	64	101	0
Charter Township of Madison, Precinct 1	81	144	0
Charter Township of Madison, Precinct 2	71	116	0
Charter Township of Madison, Precinct 3	98	159	1
Medina Township, Precinct 1	26	40	0
Ogden Township, Precinct 1	30	42	0
Palmyra Township, Precinct 1	122	170	3
Charter Township of Raisin, Precinct 1	112	189	0
Charter Township of Raisin, Precinct 2	95	140	0
Charter Township of Raisin, Precinct 3	133	216	0
Ridgeway Township, Precinct 1	56	96	0
Riga Township, Precinct 1	48	71	1
Rollin Township, Precinct 1	120	191	0
Rome Township, Precinct 1	53	86	0
Seneca Township, Precinct 1	28	39	0
Tecumseh Township, Precinct 1	111	178	0
Woodstock Township, Precinct 1	101	166	0
Woodstock Township, Precinct 2	45	72	0
Lenawee County Michigan - Total	4,112	6,932	9
<b>Cumulative</b>			
Cumulative	0	0	0



Precinct	Times Cast	Registered Voters
Cumulative - Total	0	0
Lenawee County - Total	17,124	71,344

Precinct	Abdul El-Sayed (DEM)	Shri Thanedar (DEM)
Cumulative - Total	0	0
Lenawee County - Total	2,103	717

Precinct	Gretchen Whitmer (DEM)	Total Votes	Unresolved Write-In
Cumulative - Total	0	0	0
Lenawee County - Total	4,112	6,932	9

## US Senate (D) (Vote for 1) DEM

Precinct	Times Cast	Registered Voters
<b>Lenawee County</b>		
<b>Lenawee County Michigan</b>		
City of Adrian, Precinct 1	475	2,244
City of Adrian, Precinct 2	229	2,101
City of Adrian, Precinct 3	269	2,104
City of Adrian, Precinct 4	685	2,206
City of Adrian, Precinct 5	492	2,364
City of Adrian, Precinct 6	433	2,316
City of Hudson, Precinct 1	240	1,494
City of Morenci, Precinct 1	218	1,642
City of Tecumseh, Precinct 1	538	1,657
City of Tecumseh, Precinct 2	509	1,535
City of Tecumseh, Precinct 3	392	1,584
City of Tecumseh, Precinct 4	425	1,709
Charter Township of Adrian, Precinct 1	809	2,522
Charter Township of Adrian, Precinct 2	620	2,434
Blissfield Township, Precinct 1	133	484
Blissfield Township, Precinct 2	601	2,480
Cambridge Township, Precinct 1	518	1,738
Cambridge Township, Precinct 2	409	1,542
Cambridge Township, Precinct 3	356	1,228
Clinton Township, Precinct 1	300	959
Clinton Township, Precinct 2	505	1,763
Deerfield Township, Precinct 1	199	1,093
Dover Township, Precinct 1	256	1,241

Precinct	Debbie Stabenow (DEM)	Total Votes	Unresolved Write-In
<b>Lenawee County</b>			
<b>Lenawee County Michigan</b>			
City of Adrian, Precinct 1	321	321	2
City of Adrian, Precinct 2	126	126	2
City of Adrian, Precinct 3	153	153	1
City of Adrian, Precinct 4	337	337	2
City of Adrian, Precinct 5	264	264	1
City of Adrian, Precinct 6	216	216	0
City of Hudson, Precinct 1	80	80	0
City of Morenci, Precinct 1	64	64	1
City of Tecumseh, Precinct 1	256	256	0
City of Tecumseh, Precinct 2	224	224	0
City of Tecumseh, Precinct 3	198	198	4
City of Tecumseh, Precinct 4	200	200	2
Charter Township of Adrian, Precinct 1	277	277	0
Charter Township of Adrian, Precinct 2	233	233	1
Blissfield Township, Precinct 1	29	29	0
Blissfield Township, Precinct 2	191	191	1
Cambridge Township, Precinct 1	155	155	1
Cambridge Township, Precinct 2	148	148	0
Cambridge Township, Precinct 3	125	125	1
Clinton Township, Precinct 1	96	96	0
Clinton Township, Precinct 2	230	230	1
Deerfield Township, Precinct 1	66	66	0
Dover Township, Precinct 1	68	68	0

Precinct	Times Cast	Registered Voters
Fairfield Township, Precinct 1	222	1,270
Franklin Township, Precinct 1	657	2,408
Hudson Township, Precinct 1	254	1,168
Macon Township, Precinct 1	328	1,048
Charter Township of Madison, Precinct 1	297	1,937
Charter Township of Madison, Precinct 2	385	1,479
Charter Township of Madison, Precinct 3	364	1,246
Medina Township, Precinct 1	138	858
Ogden Township, Precinct 1	144	736
Palmyra Township, Precinct 1	606	1,610
Charter Township of Raisin, Precinct 1	516	2,319
Charter Township of Raisin, Precinct 2	355	1,585
Charter Township of Raisin, Precinct 3	456	1,845
Ridgeway Township, Precinct 1	286	1,128
Riga Township, Precinct 1	241	1,040
Rollin Township, Precinct 1	710	2,404
Rome Township, Precinct 1	294	1,377
Seneca Township, Precinct 1	138	816
Tecumseh Township, Precinct 1	460	1,708
Woodstock Township, Precinct 1	471	1,950
Woodstock Township, Precinct 2	191	972
Lenawee County Michigan - Total	17,124	71,344
<b>Cumulative</b>		
Cumulative	0	0

Precinct	Debbie Stabenow (DEM)	Total Votes	Unresolved Write-In
Fairfield Township, Precinct 1	47	47	0
Franklin Township, Precinct 1	217	217	0
Hudson Township, Precinct 1	85	85	0
Macon Township, Precinct 1	92	92	2
Charter Township of Madison, Precinct 1	130	130	1
Charter Township of Madison, Precinct 2	109	109	0
Charter Township of Madison, Precinct 3	152	152	1
Medina Township, Precinct 1	39	39	0
Ogden Township, Precinct 1	38	38	0
Palmyra Township, Precinct 1	162	162	2
Charter Township of Raisin, Precinct 1	172	172	0
Charter Township of Raisin, Precinct 2	133	133	0
Charter Township of Raisin, Precinct 3	206	206	1
Ridgeway Township, Precinct 1	82	82	1
Riga Township, Precinct 1	63	63	2
Rollin Township, Precinct 1	182	182	1
Rome Township, Precinct 1	77	77	0
Seneca Township, Precinct 1	38	38	0
Tecumseh Township, Precinct 1	165	165	1
Woodstock Township, Precinct 1	154	154	0
Woodstock Township, Precinct 2	63	63	0
Lenawee County Michigan - Total	6,463	6,463	32
<b>Cumulative</b>			
Cumulative	0	0	0

Precinct	Times Cast	Registered Voters
Cumulative - Total	0	0
Lenawee County - Total	17,124	71,344

Precinct	Debbie Stabenow (DEM)	Total Votes	Unresolved Write-In
Cumulative - Total	0	0	0
Lenawee County - Total	6,463	6,463	32

## D7 Congressional (D) (Vote for 1) DEM

Precinct	Times Cast	Registered Voters
<b>Lenawee County</b>		
<b>Lenawee County Michigan</b>		
City of Adrian, Precinct 1	475	2,244
City of Adrian, Precinct 2	229	2,101
City of Adrian, Precinct 3	269	2,104
City of Adrian, Precinct 4	685	2,206
City of Adrian, Precinct 5	492	2,364
City of Adrian, Precinct 6	433	2,316
City of Hudson, Precinct 1	240	1,494
City of Morenci, Precinct 1	218	1,642
City of Tecumseh, Precinct 1	538	1,657
City of Tecumseh, Precinct 2	509	1,535
City of Tecumseh, Precinct 3	392	1,584
City of Tecumseh, Precinct 4	425	1,709
Charter Township of Adrian, Precinct 1	809	2,522
Charter Township of Adrian, Precinct 2	620	2,434
Blissfield Township, Precinct 1	133	484
Blissfield Township, Precinct 2	601	2,480
Cambridge Township, Precinct 1	518	1,738
Cambridge Township, Precinct 2	409	1,542
Cambridge Township, Precinct 3	356	1,228
Clinton Township, Precinct 1	300	959
Clinton Township, Precinct 2	505	1,763
Deerfield Township, Precinct 1	199	1,093
Dover Township, Precinct 1	256	1,241

Precinct	Gretchen Driskell (DEM)	Steven Friday (DEM)	Total Votes
<b>Lenawee County</b>			
<b>Lenawee County Michigan</b>			
City of Adrian, Precinct 1	245	73	318
City of Adrian, Precinct 2	93	40	133
City of Adrian, Precinct 3	116	42	158
City of Adrian, Precinct 4	288	59	347
City of Adrian, Precinct 5	227	51	278
City of Adrian, Precinct 6	164	60	224
City of Hudson, Precinct 1	70	10	80
City of Morenci, Precinct 1	54	12	66
City of Tecumseh, Precinct 1	236	27	263
City of Tecumseh, Precinct 2	197	32	229
City of Tecumseh, Precinct 3	150	55	205
City of Tecumseh, Precinct 4	164	47	211
Charter Township of Adrian, Precinct 1	246	30	276
Charter Township of Adrian, Precinct 2	204	41	245
Blissfield Township, Precinct 1	28	3	31
Blissfield Township, Precinct 2	158	42	200
Cambridge Township, Precinct 1	139	22	161
Cambridge Township, Precinct 2	122	27	149
Cambridge Township, Precinct 3	102	29	131
Clinton Township, Precinct 1	94	11	105
Clinton Township, Precinct 2	210	26	236
Deerfield Township, Precinct 1	53	12	65
Dover Township, Precinct 1	60	9	69

Precinct	Unresolved Write-In
<b>Lenawee County</b>	
<b>Lenawee County Michigan</b>	
City of Adrian, Precinct 1	2
City of Adrian, Precinct 2	2
City of Adrian, Precinct 3	0
City of Adrian, Precinct 4	0
City of Adrian, Precinct 5	0
City of Adrian, Precinct 6	0
City of Hudson, Precinct 1	0
City of Morenci, Precinct 1	1
City of Tecumseh, Precinct 1	1
City of Tecumseh, Precinct 2	0
City of Tecumseh, Precinct 3	1
City of Tecumseh, Precinct 4	0
Charter Township of Adrian, Precinct 1	0
Charter Township of Adrian, Precinct 2	0
Blissfield Township, Precinct 1	0
Blissfield Township, Precinct 2	1
Cambridge Township, Precinct 1	0
Cambridge Township, Precinct 2	0
Cambridge Township, Precinct 3	1
Clinton Township, Precinct 1	0
Clinton Township, Precinct 2	1
Deerfield Township, Precinct 1	0
Dover Township, Precinct 1	0

Precinct	Times Cast	Registered Voters
Fairfield Township, Precinct 1	222	1,270
Franklin Township, Precinct 1	657	2,408
Hudson Township, Precinct 1	254	1,168
Macon Township, Precinct 1	328	1,048
Charter Township of Madison, Precinct 1	297	1,937
Charter Township of Madison, Precinct 2	385	1,479
Charter Township of Madison, Precinct 3	364	1,246
Medina Township, Precinct 1	138	858
Ogden Township, Precinct 1	144	736
Palmyra Township, Precinct 1	606	1,610
Charter Township of Raisin, Precinct 1	516	2,319
Charter Township of Raisin, Precinct 2	355	1,585
Charter Township of Raisin, Precinct 3	456	1,845
Ridgeway Township, Precinct 1	286	1,128
Riga Township, Precinct 1	241	1,040
Rollin Township, Precinct 1	710	2,404
Rome Township, Precinct 1	294	1,377
Seneca Township, Precinct 1	138	816
Tecumseh Township, Precinct 1	460	1,708
Woodstock Township, Precinct 1	471	1,950
Woodstock Township, Precinct 2	191	972
Lenawee County Michigan - Total	17,124	71,344
<b>Cumulative</b>		
Cumulative	0	0

Precinct	Gretchen Driskell (DEM)	Steven Friday (DEM)	Total Votes
Fairfield Township, Precinct 1	42	10	52
Franklin Township, Precinct 1	200	21	221
Hudson Township, Precinct 1	76	12	88
Macon Township, Precinct 1	88	12	100
Charter Township of Madison, Precinct 1	111	26	137
Charter Township of Madison, Precinct 2	89	23	112
Charter Township of Madison, Precinct 3	133	23	156
Medina Township, Precinct 1	30	8	38
Ogden Township, Precinct 1	35	6	41
Palmyra Township, Precinct 1	138	26	164
Charter Township of Raisin, Precinct 1	148	35	183
Charter Township of Raisin, Precinct 2	122	12	134
Charter Township of Raisin, Precinct 3	180	29	209
Ridgeway Township, Precinct 1	75	20	95
Riga Township, Precinct 1	55	9	64
Rollin Township, Precinct 1	145	43	188
Rome Township, Precinct 1	67	14	81
Seneca Township, Precinct 1	30	8	38
Tecumseh Township, Precinct 1	148	20	168
Woodstock Township, Precinct 1	123	39	162
Woodstock Township, Precinct 2	51	15	66
Lenawee County Michigan - Total	5,506	1,171	6,677
<b>Cumulative</b>			
Cumulative	0	0	0



Precinct	Unresolved Write-In
Fairfield Township, Precinct 1	0
Franklin Township, Precinct 1	1
Hudson Township, Precinct 1	0
Macon Township, Precinct 1	0
Charter Township of Madison, Precinct 1	0
Charter Township of Madison, Precinct 2	0
Charter Township of Madison, Precinct 3	0
Medina Township, Precinct 1	0
Ogden Township, Precinct 1	0
Palmyra Township, Precinct 1	2
Charter Township of Raisin, Precinct 1	0
Charter Township of Raisin, Precinct 2	0
Charter Township of Raisin, Precinct 3	0
Ridgeway Township, Precinct 1	0
Riga Township, Precinct 1	2
Rollin Township, Precinct 1	0
Rome Township, Precinct 1	0
Seneca Township, Precinct 1	0
Tecumseh Township, Precinct 1	1
Woodstock Township, Precinct 1	0
Woodstock Township, Precinct 2	0
Lenawee County Michigan - Total	16
<b>Cumulative</b>	
Cumulative	0

Precinct	Times Cast	Registered Voters
Cumulative - Total	0	0
Lenawee County - Total	17,124	71,344

Precinct	Gretchen Driskell (DEM)	Steven Friday (DEM)	Total Votes
Cumulative - Total	0	0	0
Lenawee County - Total	5,506	1,171	6,677

Precinct	Unresolved Write-In
Cumulative - Total	0
Lenawee County - Total	16

## D17 State Senate (D) (Vote for 1) DEM

Precinct	Times Cast	Registered Voters
<b>Lenawee County</b>		
<b>Lenawee County Michigan</b>		
City of Adrian, Precinct 1	475	2,244
City of Adrian, Precinct 2	229	2,101
City of Adrian, Precinct 3	269	2,104
City of Adrian, Precinct 4	685	2,206
City of Adrian, Precinct 5	492	2,364
City of Adrian, Precinct 6	433	2,316
City of Hudson, Precinct 1	240	1,494
City of Morenci, Precinct 1	218	1,642
City of Tecumseh, Precinct 1	538	1,657
City of Tecumseh, Precinct 2	509	1,535
City of Tecumseh, Precinct 3	392	1,584
City of Tecumseh, Precinct 4	425	1,709
Charter Township of Adrian, Precinct 1	809	2,522
Charter Township of Adrian, Precinct 2	620	2,434
Blissfield Township, Precinct 1	133	484
Blissfield Township, Precinct 2	601	2,480
Cambridge Township, Precinct 1	518	1,738
Cambridge Township, Precinct 2	409	1,542
Cambridge Township, Precinct 3	356	1,228
Clinton Township, Precinct 1	300	959
Clinton Township, Precinct 2	505	1,763
Deerfield Township, Precinct 1	199	1,093
Dover Township, Precinct 1	256	1,241

Precinct	Bill LaVoy (DEM)	Total Votes	Unresolved Write-In
<b>Lenawee County</b>			
<b>Lenawee County Michigan</b>			
City of Adrian, Precinct 1	298	298	2
City of Adrian, Precinct 2	119	119	1
City of Adrian, Precinct 3	147	147	1
City of Adrian, Precinct 4	308	308	1
City of Adrian, Precinct 5	252	252	0
City of Adrian, Precinct 6	207	207	1
City of Hudson, Precinct 1	74	74	0
City of Morenci, Precinct 1	57	57	0
City of Tecumseh, Precinct 1	241	241	1
City of Tecumseh, Precinct 2	211	211	0
City of Tecumseh, Precinct 3	191	191	2
City of Tecumseh, Precinct 4	187	187	0
Charter Township of Adrian, Precinct 1	258	258	0
Charter Township of Adrian, Precinct 2	226	226	1
Blissfield Township, Precinct 1	27	27	0
Blissfield Township, Precinct 2	186	186	1
Cambridge Township, Precinct 1	149	149	2
Cambridge Township, Precinct 2	134	134	0
Cambridge Township, Precinct 3	114	114	2
Clinton Township, Precinct 1	93	93	0
Clinton Township, Precinct 2	217	217	2
Deerfield Township, Precinct 1	59	59	0
Dover Township, Precinct 1	63	63	0

Precinct	Times Cast	Registered Voters
Fairfield Township, Precinct 1	222	1,270
Franklin Township, Precinct 1	657	2,408
Hudson Township, Precinct 1	254	1,168
Macon Township, Precinct 1	328	1,048
Charter Township of Madison, Precinct 1	297	1,937
Charter Township of Madison, Precinct 2	385	1,479
Charter Township of Madison, Precinct 3	364	1,246
Medina Township, Precinct 1	138	858
Ogden Township, Precinct 1	144	736
Palmyra Township, Precinct 1	606	1,610
Charter Township of Raisin, Precinct 1	516	2,319
Charter Township of Raisin, Precinct 2	355	1,585
Charter Township of Raisin, Precinct 3	456	1,845
Ridgeway Township, Precinct 1	286	1,128
Riga Township, Precinct 1	241	1,040
Rollin Township, Precinct 1	710	2,404
Rome Township, Precinct 1	294	1,377
Seneca Township, Precinct 1	138	816
Tecumseh Township, Precinct 1	460	1,708
Woodstock Township, Precinct 1	471	1,950
Woodstock Township, Precinct 2	191	972
Lenawee County Michigan - Total	17,124	71,344
<b>Cumulative</b>		
Cumulative	0	0

Precinct	Bill LaVoy (DEM)	Total Votes	Unresolved Write-In
Fairfield Township, Precinct 1	46	46	1
Franklin Township, Precinct 1	197	197	0
Hudson Township, Precinct 1	76	76	0
Macon Township, Precinct 1	91	91	1
Charter Township of Madison, Precinct 1	127	127	0
Charter Township of Madison, Precinct 2	103	103	1
Charter Township of Madison, Precinct 3	148	148	0
Medina Township, Precinct 1	34	34	1
Ogden Township, Precinct 1	34	34	0
Palmyra Township, Precinct 1	148	148	5
Charter Township of Raisin, Precinct 1	167	167	0
Charter Township of Raisin, Precinct 2	120	120	0
Charter Township of Raisin, Precinct 3	195	195	0
Ridgeway Township, Precinct 1	79	79	0
Riga Township, Precinct 1	58	58	3
Rollin Township, Precinct 1	171	171	1
Rome Township, Precinct 1	76	76	0
Seneca Township, Precinct 1	37	37	0
Tecumseh Township, Precinct 1	153	153	3
Woodstock Township, Precinct 1	140	140	0
Woodstock Township, Precinct 2	54	54	0
Lenawee County Michigan - Total	6,072	6,072	33
<b>Cumulative</b>			
Cumulative	0	0	0

Precinct	Times Cast	Registered Voters
Cumulative - Total	0	0
Lenawee County - Total	17,124	71,344

Precinct	Bill LaVoy (DEM)	Total Votes	Unresolved Write-In
Cumulative - Total	0	0	0
Lenawee County - Total	6,072	6,072	33

## D57 Representative (D) (Vote for 1) DEM

Precinct	Times Cast	Registered Voters
<b>Lenawee County</b>		
<b>Lenawee County Michigan</b>		
City of Adrian, Precinct 1	475	2,244
City of Adrian, Precinct 2	229	2,101
City of Adrian, Precinct 3	269	2,104
City of Adrian, Precinct 4	685	2,206
City of Adrian, Precinct 5	492	2,364
City of Adrian, Precinct 6	433	2,316
City of Hudson, Precinct 1	240	1,494
City of Morenci, Precinct 1	218	1,642
City of Tecumseh, Precinct 1	538	1,657
City of Tecumseh, Precinct 2	509	1,535
City of Tecumseh, Precinct 3	392	1,584
City of Tecumseh, Precinct 4	425	1,709
Charter Township of Adrian, Precinct 1	809	2,522
Charter Township of Adrian, Precinct 2	620	2,434
Blissfield Township, Precinct 1	133	484
Blissfield Township, Precinct 2	601	2,480
Clinton Township, Precinct 1	300	959
Clinton Township, Precinct 2	505	1,763
Deerfield Township, Precinct 1	199	1,093
Dover Township, Precinct 1	256	1,241
Fairfield Township, Precinct 1	222	1,270
Franklin Township, Precinct 1	657	2,408
Hudson Township, Precinct 1	254	1,168
Macon Township, Precinct 1	328	1,048

Precinct	Amber Pedersen (DEM)	Total Votes	Unresolved Write-In
<b>Lenawee County</b>			
<b>Lenawee County Michigan</b>			
City of Adrian, Precinct 1	298	298	2
City of Adrian, Precinct 2	119	119	1
City of Adrian, Precinct 3	148	148	1
City of Adrian, Precinct 4	305	305	0
City of Adrian, Precinct 5	248	248	1
City of Adrian, Precinct 6	212	212	1
City of Hudson, Precinct 1	73	73	0
City of Morenci, Precinct 1	56	56	1
City of Tecumseh, Precinct 1	243	243	2
City of Tecumseh, Precinct 2	209	209	0
City of Tecumseh, Precinct 3	193	193	1
City of Tecumseh, Precinct 4	182	182	0
Charter Township of Adrian, Precinct 1	258	258	0
Charter Township of Adrian, Precinct 2	221	221	1
Blissfield Township, Precinct 1	29	29	0
Blissfield Township, Precinct 2	184	184	1
Clinton Township, Precinct 1	90	90	0
Clinton Township, Precinct 2	215	215	2
Deerfield Township, Precinct 1	59	59	0
Dover Township, Precinct 1	62	62	0
Fairfield Township, Precinct 1	45	45	2
Franklin Township, Precinct 1	205	205	0
Hudson Township, Precinct 1	74	74	0
Macon Township, Precinct 1	88	88	0

Precinct	Times Cast	Registered Voters
Charter Township of Madison, Precinct 1	297	1,937
Charter Township of Madison, Precinct 2	385	1,479
Charter Township of Madison, Precinct 3	364	1,246
Medina Township, Precinct 1	138	858
Ogden Township, Precinct 1	144	736
Palmyra Township, Precinct 1	606	1,610
Charter Township of Raisin, Precinct 1	516	2,319
Charter Township of Raisin, Precinct 2	355	1,585
Charter Township of Raisin, Precinct 3	456	1,845
Ridgeway Township, Precinct 1	286	1,128
Riga Township, Precinct 1	241	1,040
Rollin Township, Precinct 1	710	2,404
Rome Township, Precinct 1	294	1,377
Seneca Township, Precinct 1	138	816
Tecumseh Township, Precinct 1	460	1,708
Woodstock Township, Precinct 1	471	1,950
Woodstock Township, Precinct 2	191	972
Lenawee County Michigan - Total	15,841	66,836
<b>Cumulative</b>		
Cumulative	0	0
Cumulative - Total	0	0
Lenawee County - Total	15,841	66,836

Precinct	Amber Pedersen (DEM)	Total Votes	Unresolved Write-In
Charter Township of Madison, Precinct 1	128	128	0
Charter Township of Madison, Precinct 2	105	105	0
Charter Township of Madison, Precinct 3	147	147	1
Medina Township, Precinct 1	35	35	0
Ogden Township, Precinct 1	33	33	0
Palmyra Township, Precinct 1	151	151	3
Charter Township of Raisin, Precinct 1	164	164	0
Charter Township of Raisin, Precinct 2	120	120	0
Charter Township of Raisin, Precinct 3	192	192	0
Ridgeway Township, Precinct 1	81	81	0
Riga Township, Precinct 1	61	61	3
Rollin Township, Precinct 1	170	170	2
Rome Township, Precinct 1	74	74	0
Seneca Township, Precinct 1	37	37	0
Tecumseh Township, Precinct 1	152	152	2
Woodstock Township, Precinct 1	140	140	0
Woodstock Township, Precinct 2	54	54	0
Lenawee County Michigan - Total	5,660	5,660	27
<b>Cumulative</b>			
Cumulative	0	0	0
Cumulative - Total	0	0	0
Lenawee County - Total	5,660	5,660	27



## D65 Representative (D) (Vote for 1) DEM

Precinct	Times Cast	Registered Voters
<b>Lenawee County</b>		
<b>Lenawee County Michigan</b>		
Cambridge Township, Precinct 1	518	1,738
Cambridge Township, Precinct 2	409	1,542
Cambridge Township, Precinct 3	356	1,228
Lenawee County Michigan - Total	1,283	4,508
<b>Cumulative</b>		
Cumulative	0	0
Cumulative - Total	0	0
Lenawee County - Total	1,283	4,508

Precinct	Terri McKinnon (DEM)	Total Votes	Unresolved Write-In
<b>Lenawee County</b>			
<b>Lenawee County Michigan</b>			
Cambridge Township, Precinct 1	145	145	2
Cambridge Township, Precinct 2	136	136	0
Cambridge Township, Precinct 3	117	117	1
Lenawee County Michigan - Total	398	398	3
<b>Cumulative</b>			
Cumulative	0	0	0
Cumulative - Total	0	0	0
Lenawee County - Total	398	398	3

## Governor (L) (Vote for 1) LIB

Precinct	Times Cast	Registered Voters
<b>Lenawee County</b>		
<b>Lenawee County Michigan</b>		
City of Adrian, Precinct 1	475	2,244
City of Adrian, Precinct 2	229	2,101
City of Adrian, Precinct 3	269	2,104
City of Adrian, Precinct 4	685	2,206
City of Adrian, Precinct 5	492	2,364
City of Adrian, Precinct 6	433	2,316
City of Hudson, Precinct 1	240	1,494
City of Morenci, Precinct 1	218	1,642
City of Tecumseh, Precinct 1	538	1,657
City of Tecumseh, Precinct 2	509	1,535
City of Tecumseh, Precinct 3	392	1,584
City of Tecumseh, Precinct 4	425	1,709
Charter Township of Adrian, Precinct 1	809	2,522
Charter Township of Adrian, Precinct 2	620	2,434
Blissfield Township, Precinct 1	133	484
Blissfield Township, Precinct 2	601	2,480
Cambridge Township, Precinct 1	518	1,738
Cambridge Township, Precinct 2	409	1,542
Cambridge Township, Precinct 3	356	1,228
Clinton Township, Precinct 1	300	959
Clinton Township, Precinct 2	505	1,763
Deerfield Township, Precinct 1	199	1,093
Dover Township, Precinct 1	256	1,241

Precinct	Bill Gelineau (LIB)	John J. Tatar (LIB)	Total Votes
<b>Lenawee County</b>			
<b>Lenawee County Michigan</b>			
City of Adrian, Precinct 1	0	1	1
City of Adrian, Precinct 2	1	0	1
City of Adrian, Precinct 3	0	0	0
City of Adrian, Precinct 4	1	0	1
City of Adrian, Precinct 5	1	0	1
City of Adrian, Precinct 6	1	0	1
City of Hudson, Precinct 1	1	0	1
City of Morenci, Precinct 1	0	1	1
City of Tecumseh, Precinct 1	0	0	0
City of Tecumseh, Precinct 2	0	1	1
City of Tecumseh, Precinct 3	2	2	4
City of Tecumseh, Precinct 4	0	4	4
Charter Township of Adrian, Precinct 1	0	0	0
Charter Township of Adrian, Precinct 2	2	1	3
Blissfield Township, Precinct 1	2	0	2
Blissfield Township, Precinct 2	0	0	0
Cambridge Township, Precinct 1	1	1	2
Cambridge Township, Precinct 2	1	2	3
Cambridge Township, Precinct 3	1	2	3
Clinton Township, Precinct 1	0	2	2
Clinton Township, Precinct 2	2	1	3
Deerfield Township, Precinct 1	1	0	1
Dover Township, Precinct 1	1	0	1

Precinct	Unresolved Write-In
<b>Lenawee County</b>	
<b>Lenawee County Michigan</b>	
City of Adrian, Precinct 1	0
City of Adrian, Precinct 2	0
City of Adrian, Precinct 3	0
City of Adrian, Precinct 4	0
City of Adrian, Precinct 5	0
City of Adrian, Precinct 6	0
City of Hudson, Precinct 1	0
City of Morenci, Precinct 1	0
City of Tecumseh, Precinct 1	0
City of Tecumseh, Precinct 2	0
City of Tecumseh, Precinct 3	0
City of Tecumseh, Precinct 4	0
Charter Township of Adrian, Precinct 1	0
Charter Township of Adrian, Precinct 2	0
Blissfield Township, Precinct 1	0
Blissfield Township, Precinct 2	0
Cambridge Township, Precinct 1	0
Cambridge Township, Precinct 2	0
Cambridge Township, Precinct 3	0
Clinton Township, Precinct 1	0
Clinton Township, Precinct 2	0
Deerfield Township, Precinct 1	0
Dover Township, Precinct 1	0

Precinct	Times Cast	Registered Voters
Fairfield Township, Precinct 1	222	1,270
Franklin Township, Precinct 1	657	2,408
Hudson Township, Precinct 1	254	1,168
Macon Township, Precinct 1	328	1,048
Charter Township of Madison, Precinct 1	297	1,937
Charter Township of Madison, Precinct 2	385	1,479
Charter Township of Madison, Precinct 3	364	1,246
Medina Township, Precinct 1	138	858
Ogden Township, Precinct 1	144	736
Palmyra Township, Precinct 1	606	1,610
Charter Township of Raisin, Precinct 1	516	2,319
Charter Township of Raisin, Precinct 2	355	1,585
Charter Township of Raisin, Precinct 3	456	1,845
Ridgeway Township, Precinct 1	286	1,128
Riga Township, Precinct 1	241	1,040
Rollin Township, Precinct 1	710	2,404
Rome Township, Precinct 1	294	1,377
Seneca Township, Precinct 1	138	816
Tecumseh Township, Precinct 1	460	1,708
Woodstock Township, Precinct 1	471	1,950
Woodstock Township, Precinct 2	191	972
Lenawee County Michigan - Total	17,124	71,344
<b>Cumulative</b>		
Cumulative	0	0

Precinct	Bill Gelineau (LIB)	John J. Tatar (LIB)	Total Votes
Fairfield Township, Precinct 1	3	0	3
Franklin Township, Precinct 1	1	0	1
Hudson Township, Precinct 1	1	1	2
Macon Township, Precinct 1	0	2	2
Charter Township of Madison, Precinct 1	3	0	3
Charter Township of Madison, Precinct 2	0	0	0
Charter Township of Madison, Precinct 3	0	0	0
Medina Township, Precinct 1	1	0	1
Ogden Township, Precinct 1	0	0	0
Palmyra Township, Precinct 1	2	0	2
Charter Township of Raisin, Precinct 1	2	1	3
Charter Township of Raisin, Precinct 2	0	1	1
Charter Township of Raisin, Precinct 3	0	1	1
Ridgeway Township, Precinct 1	0	1	1
Riga Township, Precinct 1	0	0	0
Rollin Township, Precinct 1	1	1	2
Rome Township, Precinct 1	1	0	1
Seneca Township, Precinct 1	0	1	1
Tecumseh Township, Precinct 1	1	0	1
Woodstock Township, Precinct 1	2	0	2
Woodstock Township, Precinct 2	0	2	2
Lenawee County Michigan - Total	36	29	65
<b>Cumulative</b>			
Cumulative	0	0	0

Precinct	Unresolved Write-In
Fairfield Township, Precinct 1	0
Franklin Township, Precinct 1	0
Hudson Township, Precinct 1	0
Macon Township, Precinct 1	0
Charter Township of Madison, Precinct 1	0
Charter Township of Madison, Precinct 2	0
Charter Township of Madison, Precinct 3	0
Medina Township, Precinct 1	0
Ogden Township, Precinct 1	0
Palmyra Township, Precinct 1	0
Charter Township of Raisin, Precinct 1	0
Charter Township of Raisin, Precinct 2	0
Charter Township of Raisin, Precinct 3	0
Ridgeway Township, Precinct 1	0
Riga Township, Precinct 1	0
Rollin Township, Precinct 1	0
Rome Township, Precinct 1	0
Seneca Township, Precinct 1	0
Tecumseh Township, Precinct 1	0
Woodstock Township, Precinct 1	0
Woodstock Township, Precinct 2	0
Lenawee County Michigan - Total	0
<b>Cumulative</b>	
Cumulative	0

Precinct	Times Cast	Registered Voters
Cumulative - Total	0	0
Lenawee County - Total	17,124	71,344

Precinct	Bill Geineau (LIB)	John J. Tatar (LIB)	Total Votes
Cumulative - Total	0	0	0
Lenawee County - Total	36	29	65

Precinct	Unresolved Write-In
Cumulative - Total	0
Lenawee County - Total	0

## US Senate (L) (Vote for 1) LIB

Precinct	Times Cast	Registered Voters
<b>Lenawee County</b>		
<b>Lenawee County Michigan</b>		
City of Adrian, Precinct 1	475	2,244
City of Adrian, Precinct 2	229	2,101
City of Adrian, Precinct 3	269	2,104
City of Adrian, Precinct 4	685	2,206
City of Adrian, Precinct 5	492	2,364
City of Adrian, Precinct 6	433	2,316
City of Hudson, Precinct 1	240	1,494
City of Morenci, Precinct 1	218	1,642
City of Tecumseh, Precinct 1	538	1,657
City of Tecumseh, Precinct 2	509	1,535
City of Tecumseh, Precinct 3	392	1,584
City of Tecumseh, Precinct 4	425	1,709
Charter Township of Adrian, Precinct 1	809	2,522
Charter Township of Adrian, Precinct 2	620	2,434
Blissfield Township, Precinct 1	133	484
Blissfield Township, Precinct 2	601	2,480
Cambridge Township, Precinct 1	518	1,738
Cambridge Township, Precinct 2	409	1,542
Cambridge Township, Precinct 3	356	1,228
Clinton Township, Precinct 1	300	959
Clinton Township, Precinct 2	505	1,763
Deerfield Township, Precinct 1	199	1,093
Dover Township, Precinct 1	256	1,241

Precinct	Total Votes	Unresolved Write-In
<b>Lenawee County</b>		
<b>Lenawee County Michigan</b>		
City of Adrian, Precinct 1	0	1
City of Adrian, Precinct 2	0	0
City of Adrian, Precinct 3	0	0
City of Adrian, Precinct 4	0	1
City of Adrian, Precinct 5	0	0
City of Adrian, Precinct 6	0	0
City of Hudson, Precinct 1	0	0
City of Morenci, Precinct 1	0	0
City of Tecumseh, Precinct 1	0	0
City of Tecumseh, Precinct 2	0	0
City of Tecumseh, Precinct 3	0	0
City of Tecumseh, Precinct 4	0	0
Charter Township of Adrian, Precinct 1	0	0
Charter Township of Adrian, Precinct 2	0	0
Blissfield Township, Precinct 1	0	1
Blissfield Township, Precinct 2	0	0
Cambridge Township, Precinct 1	0	0
Cambridge Township, Precinct 2	0	1
Cambridge Township, Precinct 3	0	0
Clinton Township, Precinct 1	0	0
Clinton Township, Precinct 2	0	1
Deerfield Township, Precinct 1	0	0
Dover Township, Precinct 1	0	0



Precinct	Times Cast	Registered Voters
Fairfield Township, Precinct 1	222	1,270
Franklin Township, Precinct 1	657	2,408
Hudson Township, Precinct 1	254	1,168
Macon Township, Precinct 1	328	1,048
Charter Township of Madison, Precinct 1	297	1,937
Charter Township of Madison, Precinct 2	385	1,479
Charter Township of Madison, Precinct 3	364	1,246
Medina Township, Precinct 1	138	858
Ogden Township, Precinct 1	144	736
Palmyra Township, Precinct 1	606	1,610
Charter Township of Raisin, Precinct 1	516	2,319
Charter Township of Raisin, Precinct 2	355	1,585
Charter Township of Raisin, Precinct 3	456	1,845
Ridgeway Township, Precinct 1	286	1,128
Riga Township, Precinct 1	241	1,040
Rollin Township, Precinct 1	710	2,404
Rome Township, Precinct 1	294	1,377
Seneca Township, Precinct 1	138	816
Tecumseh Township, Precinct 1	460	1,708
Woodstock Township, Precinct 1	471	1,950
Woodstock Township, Precinct 2	191	972
Lenawee County Michigan - Total	17,124	71,344
<b>Cumulative</b>		
Cumulative	0	0

Precinct	Total Votes	Unresolved Write-In
Fairfield Township, Precinct 1	0	1
Franklin Township, Precinct 1	0	0
Hudson Township, Precinct 1	0	0
Macon Township, Precinct 1	0	1
Charter Township of Madison, Precinct 1	0	1
Charter Township of Madison, Precinct 2	0	0
Charter Township of Madison, Precinct 3	0	0
Medina Township, Precinct 1	0	1
Ogden Township, Precinct 1	0	0
Palmyra Township, Precinct 1	0	0
Charter Township of Raisin, Precinct 1	0	0
Charter Township of Raisin, Precinct 2	0	0
Charter Township of Raisin, Precinct 3	0	1
Ridgeway Township, Precinct 1	0	0
Riga Township, Precinct 1	0	0
Rollin Township, Precinct 1	0	0
Rome Township, Precinct 1	0	0
Seneca Township, Precinct 1	0	0
Tecumseh Township, Precinct 1	0	0
Woodstock Township, Precinct 1	0	0
Woodstock Township, Precinct 2	0	0
Lenawee County Michigan - Total	0	10
<b>Cumulative</b>		
Cumulative	0	0

Precinct	Times Cast	Registered Voters
Cumulative - Total	0	0
Lenawee County - Total	17,124	71,344

Precinct	Total Votes	Unresolved Write-In
Cumulative - Total	0	0
Lenawee County - Total	0	10

## D7 Congressional (L) (Vote for 1) LIB

Precinct	Times Cast	Registered Voters
<b>Lenawee County</b>		
<b>Lenawee County Michigan</b>		
City of Adrian, Precinct 1	475	2,244
City of Adrian, Precinct 2	229	2,101
City of Adrian, Precinct 3	269	2,104
City of Adrian, Precinct 4	685	2,206
City of Adrian, Precinct 5	492	2,364
City of Adrian, Precinct 6	433	2,316
City of Hudson, Precinct 1	240	1,494
City of Morenci, Precinct 1	218	1,642
City of Tecumseh, Precinct 1	538	1,657
City of Tecumseh, Precinct 2	509	1,535
City of Tecumseh, Precinct 3	392	1,584
City of Tecumseh, Precinct 4	425	1,709
Charter Township of Adrian, Precinct 1	809	2,522
Charter Township of Adrian, Precinct 2	620	2,434
Blissfield Township, Precinct 1	133	484
Blissfield Township, Precinct 2	601	2,480
Cambridge Township, Precinct 1	518	1,738
Cambridge Township, Precinct 2	409	1,542
Cambridge Township, Precinct 3	356	1,228
Clinton Township, Precinct 1	300	959
Clinton Township, Precinct 2	505	1,763
Deerfield Township, Precinct 1	199	1,093
Dover Township, Precinct 1	256	1,241

Precinct	Total Votes	Unresolved Write-In
<b>Lenawee County</b>		
<b>Lenawee County Michigan</b>		
City of Adrian, Precinct 1	0	1
City of Adrian, Precinct 2	0	0
City of Adrian, Precinct 3	0	0
City of Adrian, Precinct 4	0	1
City of Adrian, Precinct 5	0	0
City of Adrian, Precinct 6	0	0
City of Hudson, Precinct 1	0	0
City of Morenci, Precinct 1	0	0
City of Tecumseh, Precinct 1	0	0
City of Tecumseh, Precinct 2	0	0
City of Tecumseh, Precinct 3	0	0
City of Tecumseh, Precinct 4	0	0
Charter Township of Adrian, Precinct 1	0	0
Charter Township of Adrian, Precinct 2	0	0
Blissfield Township, Precinct 1	0	1
Blissfield Township, Precinct 2	0	0
Cambridge Township, Precinct 1	0	0
Cambridge Township, Precinct 2	0	1
Cambridge Township, Precinct 3	0	0
Clinton Township, Precinct 1	0	0
Clinton Township, Precinct 2	0	1
Deerfield Township, Precinct 1	0	0
Dover Township, Precinct 1	0	0

Precinct	Times Cast	Registered Voters
Fairfield Township, Precinct 1	222	1,270
Franklin Township, Precinct 1	657	2,408
Hudson Township, Precinct 1	254	1,168
Macon Township, Precinct 1	328	1,048
Charter Township of Madison, Precinct 1	297	1,937
Charter Township of Madison, Precinct 2	385	1,479
Charter Township of Madison, Precinct 3	364	1,246
Medina Township, Precinct 1	138	858
Ogden Township, Precinct 1	144	736
Palmyra Township, Precinct 1	606	1,610
Charter Township of Raisin, Precinct 1	516	2,319
Charter Township of Raisin, Precinct 2	355	1,585
Charter Township of Raisin, Precinct 3	456	1,845
Ridgeway Township, Precinct 1	286	1,128
Riga Township, Precinct 1	241	1,040
Rollin Township, Precinct 1	710	2,404
Rome Township, Precinct 1	294	1,377
Seneca Township, Precinct 1	138	816
Tecumseh Township, Precinct 1	460	1,708
Woodstock Township, Precinct 1	471	1,950
Woodstock Township, Precinct 2	191	972
Lenawee County Michigan - Total	17,124	71,344
<b>Cumulative</b>		
Cumulative	0	0

Precinct	Total Votes	Unresolved Write-In
Fairfield Township, Precinct 1	0	1
Franklin Township, Precinct 1	0	0
Hudson Township, Precinct 1	0	0
Macon Township, Precinct 1	0	1
Charter Township of Madison, Precinct 1	0	2
Charter Township of Madison, Precinct 2	0	0
Charter Township of Madison, Precinct 3	0	0
Medina Township, Precinct 1	0	1
Ogden Township, Precinct 1	0	0
Palmyra Township, Precinct 1	0	0
Charter Township of Raisin, Precinct 1	0	0
Charter Township of Raisin, Precinct 2	0	0
Charter Township of Raisin, Precinct 3	0	0
Ridgeway Township, Precinct 1	0	0
Riga Township, Precinct 1	0	0
Rollin Township, Precinct 1	0	0
Rome Township, Precinct 1	0	0
Seneca Township, Precinct 1	0	0
Tecumseh Township, Precinct 1	0	0
Woodstock Township, Precinct 1	0	0
Woodstock Township, Precinct 2	0	0
Lenawee County Michigan - Total	0	10
<b>Cumulative</b>		
Cumulative	0	0

Precinct	Times Cast	Registered Voters
Cumulative - Total	0	0
Lenawee County - Total	17,124	71,344

Precinct	Total Votes	Unresolved Write-In
Cumulative - Total	0	0
Lenawee County - Total	0	10

## D17 State Senate (L) (Vote for 1) LIB

Precinct	Times Cast	Registered Voters
<b>Lenawee County</b>		
<b>Lenawee County Michigan</b>		
City of Adrian, Precinct 1	475	2,244
City of Adrian, Precinct 2	229	2,101
City of Adrian, Precinct 3	269	2,104
City of Adrian, Precinct 4	685	2,206
City of Adrian, Precinct 5	492	2,364
City of Adrian, Precinct 6	433	2,316
City of Hudson, Precinct 1	240	1,494
City of Morenci, Precinct 1	218	1,642
City of Tecumseh, Precinct 1	538	1,657
City of Tecumseh, Precinct 2	509	1,535
City of Tecumseh, Precinct 3	392	1,584
City of Tecumseh, Precinct 4	425	1,709
Charter Township of Adrian, Precinct 1	809	2,522
Charter Township of Adrian, Precinct 2	620	2,434
Blissfield Township, Precinct 1	133	484
Blissfield Township, Precinct 2	601	2,480
Cambridge Township, Precinct 1	518	1,738
Cambridge Township, Precinct 2	409	1,542
Cambridge Township, Precinct 3	356	1,228
Clinton Township, Precinct 1	300	959
Clinton Township, Precinct 2	505	1,763
Deerfield Township, Precinct 1	199	1,093
Dover Township, Precinct 1	256	1,241

Precinct	Chad McNamara (LIB)	Total Votes	Unresolved Write-In
<b>Lenawee County</b>			
<b>Lenawee County Michigan</b>			
City of Adrian, Precinct 1	1	1	0
City of Adrian, Precinct 2	1	1	0
City of Adrian, Precinct 3	0	0	0
City of Adrian, Precinct 4	1	1	0
City of Adrian, Precinct 5	1	1	0
City of Adrian, Precinct 6	0	0	0
City of Hudson, Precinct 1	1	1	0
City of Morenci, Precinct 1	1	1	0
City of Tecumseh, Precinct 1	0	0	0
City of Tecumseh, Precinct 2	1	1	0
City of Tecumseh, Precinct 3	1	1	0
City of Tecumseh, Precinct 4	3	3	0
Charter Township of Adrian, Precinct 1	0	0	0
Charter Township of Adrian, Precinct 2	3	3	0
Blissfield Township, Precinct 1	2	2	0
Blissfield Township, Precinct 2	0	0	0
Cambridge Township, Precinct 1	2	2	0
Cambridge Township, Precinct 2	3	3	0
Cambridge Township, Precinct 3	3	3	0
Clinton Township, Precinct 1	1	1	0
Clinton Township, Precinct 2	2	2	0
Deerfield Township, Precinct 1	0	0	0
Dover Township, Precinct 1	0	0	0

Precinct	Times Cast	Registered Voters
Fairfield Township, Precinct 1	222	1,270
Franklin Township, Precinct 1	657	2,408
Hudson Township, Precinct 1	254	1,168
Macon Township, Precinct 1	328	1,048
Charter Township of Madison, Precinct 1	297	1,937
Charter Township of Madison, Precinct 2	385	1,479
Charter Township of Madison, Precinct 3	364	1,246
Medina Township, Precinct 1	138	858
Ogden Township, Precinct 1	144	736
Palmyra Township, Precinct 1	606	1,610
Charter Township of Raisin, Precinct 1	516	2,319
Charter Township of Raisin, Precinct 2	355	1,585
Charter Township of Raisin, Precinct 3	456	1,845
Ridgeway Township, Precinct 1	286	1,128
Riga Township, Precinct 1	241	1,040
Rollin Township, Precinct 1	710	2,404
Rome Township, Precinct 1	294	1,377
Seneca Township, Precinct 1	138	816
Tecumseh Township, Precinct 1	460	1,708
Woodstock Township, Precinct 1	471	1,950
Woodstock Township, Precinct 2	191	972
Lenawee County Michigan - Total	17,124	71,344
<b>Cumulative</b>		
Cumulative	0	0

Precinct	Chad McNamara (LIB)	Total Votes	Unresolved Write-In
Fairfield Township, Precinct 1	1	1	0
Franklin Township, Precinct 1	1	1	0
Hudson Township, Precinct 1	1	1	0
Macon Township, Precinct 1	1	1	0
Charter Township of Madison, Precinct 1	2	2	0
Charter Township of Madison, Precinct 2	0	0	0
Charter Township of Madison, Precinct 3	0	0	0
Medina Township, Precinct 1	2	2	0
Ogden Township, Precinct 1	0	0	0
Palmyra Township, Precinct 1	2	2	0
Charter Township of Raisin, Precinct 1	2	2	0
Charter Township of Raisin, Precinct 2	1	1	0
Charter Township of Raisin, Precinct 3	1	1	0
Ridgeway Township, Precinct 1	1	1	0
Riga Township, Precinct 1	0	0	0
Rollin Township, Precinct 1	1	1	0
Rome Township, Precinct 1	1	1	0
Seneca Township, Precinct 1	1	1	0
Tecumseh Township, Precinct 1	1	1	0
Woodstock Township, Precinct 1	1	1	0
Woodstock Township, Precinct 2	1	1	0
Lenawee County Michigan - Total	48	48	0
<b>Cumulative</b>			
Cumulative	0	0	0

Precinct	Times Cast	Registered Voters
Cumulative - Total	0	0
Lenawee County - Total	17,124	71,344

Precinct	Chad McNamara (LIB)	Total Votes	Unresolved Write-In
Cumulative - Total	0	0	0
Lenawee County - Total	48	48	0



## D57 Representative (L) (Vote for 1) LIB

Precinct	Times Cast	Registered Voters
<b>Lenawee County</b>		
<b>Lenawee County Michigan</b>		
City of Adrian, Precinct 1	475	2,244
City of Adrian, Precinct 2	229	2,101
City of Adrian, Precinct 3	269	2,104
City of Adrian, Precinct 4	685	2,206
City of Adrian, Precinct 5	492	2,364
City of Adrian, Precinct 6	433	2,316
City of Hudson, Precinct 1	240	1,494
City of Morenci, Precinct 1	218	1,642
City of Tecumseh, Precinct 1	538	1,657
City of Tecumseh, Precinct 2	509	1,535
City of Tecumseh, Precinct 3	392	1,584
City of Tecumseh, Precinct 4	425	1,709
Charter Township of Adrian, Precinct 1	809	2,522
Charter Township of Adrian, Precinct 2	620	2,434
Blissfield Township, Precinct 1	133	484
Blissfield Township, Precinct 2	601	2,480
Clinton Township, Precinct 1	300	959
Clinton Township, Precinct 2	505	1,763
Deerfield Township, Precinct 1	199	1,093
Dover Township, Precinct 1	256	1,241
Fairfield Township, Precinct 1	222	1,270
Franklin Township, Precinct 1	657	2,408
Hudson Township, Precinct 1	254	1,168
Macon Township, Precinct 1	328	1,048

Precinct	Total Votes	Unresolved Write-In
<b>Lenawee County</b>		
<b>Lenawee County Michigan</b>		
City of Adrian, Precinct 1	0	1
City of Adrian, Precinct 2	0	0
City of Adrian, Precinct 3	0	0
City of Adrian, Precinct 4	0	1
City of Adrian, Precinct 5	0	0
City of Adrian, Precinct 6	0	0
City of Hudson, Precinct 1	0	0
City of Morenci, Precinct 1	0	0
City of Tecumseh, Precinct 1	0	0
City of Tecumseh, Precinct 2	0	0
City of Tecumseh, Precinct 3	0	0
City of Tecumseh, Precinct 4	0	0
Charter Township of Adrian, Precinct 1	0	0
Charter Township of Adrian, Precinct 2	0	0
Blissfield Township, Precinct 1	0	1
Blissfield Township, Precinct 2	0	0
Clinton Township, Precinct 1	0	0
Clinton Township, Precinct 2	0	1
Deerfield Township, Precinct 1	0	0
Dover Township, Precinct 1	0	0
Fairfield Township, Precinct 1	0	1
Franklin Township, Precinct 1	0	0
Hudson Township, Precinct 1	0	0
Macon Township, Precinct 1	0	1

Precinct	Times Cast	Registered Voters
Charter Township of Madison, Precinct 1	297	1,937
Charter Township of Madison, Precinct 2	385	1,479
Charter Township of Madison, Precinct 3	364	1,246
Medina Township, Precinct 1	138	858
Ogden Township, Precinct 1	144	736
Palmyra Township, Precinct 1	606	1,610
Charter Township of Raisin, Precinct 1	516	2,319
Charter Township of Raisin, Precinct 2	355	1,585
Charter Township of Raisin, Precinct 3	456	1,845
Ridgeway Township, Precinct 1	286	1,128
Riga Township, Precinct 1	241	1,040
Rollin Township, Precinct 1	710	2,404
Rome Township, Precinct 1	294	1,377
Seneca Township, Precinct 1	138	816
Tecumseh Township, Precinct 1	460	1,708
Woodstock Township, Precinct 1	471	1,950
Woodstock Township, Precinct 2	191	972
Lenawee County Michigan - Total	15,841	66,836
<b>Cumulative</b>		
Cumulative	0	0
Cumulative - Total	0	0
Lenawee County - Total	15,841	66,836

Precinct	Total Votes	Unresolved Write-In
Charter Township of Madison, Precinct 1	0	2
Charter Township of Madison, Precinct 2	0	0
Charter Township of Madison, Precinct 3	0	0
Medina Township, Precinct 1	0	1
Ogden Township, Precinct 1	0	0
Palmyra Township, Precinct 1	0	0
Charter Township of Raisin, Precinct 1	0	0
Charter Township of Raisin, Precinct 2	0	0
Charter Township of Raisin, Precinct 3	0	0
Ridgeway Township, Precinct 1	0	0
Riga Township, Precinct 1	0	0
Rollin Township, Precinct 1	0	0
Rome Township, Precinct 1	0	0
Seneca Township, Precinct 1	0	0
Tecumseh Township, Precinct 1	0	0
Woodstock Township, Precinct 1	0	0
Woodstock Township, Precinct 2	0	0
Lenawee County Michigan - Total	0	9
<b>Cumulative</b>		
Cumulative	0	0
Cumulative - Total	0	0
Lenawee County - Total	0	9

### D65 Representative (L) (Vote for 1) LIB

Precinct	Times Cast	Registered Voters
<b>Lenawee County</b>		
<b>Lenawee County Michigan</b>		
Cambridge Township, Precinct 1	518	1,738
Cambridge Township, Precinct 2	409	1,542
Cambridge Township, Precinct 3	356	1,228
Lenawee County Michigan - Total	1,283	4,508
<b>Cumulative</b>		
Cumulative	0	0
Cumulative - Total	0	0
Lenawee County - Total	1,283	4,508

Precinct	Jason B. Rees (LIB)	Total Votes	Unresolved Write-In
<b>Lenawee County</b>			
<b>Lenawee County Michigan</b>			
Cambridge Township, Precinct 1	2	2	0
Cambridge Township, Precinct 2	3	3	0
Cambridge Township, Precinct 3	3	3	0
Lenawee County Michigan - Total	8	8	0
<b>Cumulative</b>			
Cumulative	0	0	0
Cumulative - Total	0	0	0
Lenawee County - Total	8	8	0

**Judge of Probate Court (Vote for 1)**

Precinct	Times Cast	Registered Voters
<b>Lenawee County</b>		
<b>Lenawee County Michigan</b>		
City of Adrian, Precinct 1	475	2,244
City of Adrian, Precinct 2	229	2,101
City of Adrian, Precinct 3	269	2,104
City of Adrian, Precinct 4	685	2,206
City of Adrian, Precinct 5	492	2,364
City of Adrian, Precinct 6	433	2,316
City of Hudson, Precinct 1	240	1,494
City of Morenci, Precinct 1	218	1,642
City of Tecumseh, Precinct 1	538	1,657
City of Tecumseh, Precinct 2	509	1,535
City of Tecumseh, Precinct 3	392	1,584
City of Tecumseh, Precinct 4	426	1,709
Charter Township of Adrian, Precinct 1	809	2,522
Charter Township of Adrian, Precinct 2	620	2,434
Blissfield Township, Precinct 1	133	484
Blissfield Township, Precinct 2	601	2,480
Cambridge Township, Precinct 1	518	1,738
Cambridge Township, Precinct 2	409	1,542
Cambridge Township, Precinct 3	356	1,228
Clinton Township, Precinct 1	300	959
Clinton Township, Precinct 2	505	1,763
Deerfield Township, Precinct 1	199	1,093
Dover Township, Precinct 1	256	1,241

Precinct	Kristi Drake	Gregg P. Iddings
<b>Lenawee County</b>		
<b>Lenawee County Michigan</b>		
City of Adrian, Precinct 1	108	120
City of Adrian, Precinct 2	47	66
City of Adrian, Precinct 3	42	61
City of Adrian, Precinct 4	167	213
City of Adrian, Precinct 5	127	160
City of Adrian, Precinct 6	101	147
City of Hudson, Precinct 1	35	56
City of Morenci, Precinct 1	40	51
City of Tecumseh, Precinct 1	89	139
City of Tecumseh, Precinct 2	88	152
City of Tecumseh, Precinct 3	83	91
City of Tecumseh, Precinct 4	69	111
Charter Township of Adrian, Precinct 1	186	239
Charter Township of Adrian, Precinct 2	136	157
Blissfield Township, Precinct 1	16	25
Blissfield Township, Precinct 2	96	135
Cambridge Township, Precinct 1	170	92
Cambridge Township, Precinct 2	104	102
Cambridge Township, Precinct 3	77	74
Clinton Township, Precinct 1	42	66
Clinton Township, Precinct 2	76	78
Deerfield Township, Precinct 1	42	57
Dover Township, Precinct 1	57	67

Precinct	Todd M. Morgan	Catherine A. Sala	Total Votes	Unresolved Write-In
<b>Lenawee County</b>				
<b>Lenawee County Michigan</b>				
City of Adrian, Precinct 1	38	104	370	1
City of Adrian, Precinct 2	15	57	185	2
City of Adrian, Precinct 3	21	81	205	0
City of Adrian, Precinct 4	33	142	555	1
City of Adrian, Precinct 5	39	92	418	0
City of Adrian, Precinct 6	46	88	382	0
City of Hudson, Precinct 1	11	60	162	0
City of Morenci, Precinct 1	14	51	156	1
City of Tecumseh, Precinct 1	48	103	379	0
City of Tecumseh, Precinct 2	39	110	389	0
City of Tecumseh, Precinct 3	40	78	292	2
City of Tecumseh, Precinct 4	39	73	292	0
Charter Township of Adrian, Precinct 1	79	143	647	0
Charter Township of Adrian, Precinct 2	46	129	468	0
Blissfield Township, Precinct 1	13	33	87	0
Blissfield Township, Precinct 2	24	165	420	0
Cambridge Township, Precinct 1	28	81	371	2
Cambridge Township, Precinct 2	42	87	335	0
Cambridge Township, Precinct 3	27	80	258	3
Clinton Township, Precinct 1	63	49	220	1
Clinton Township, Precinct 2	152	58	364	1
Deerfield Township, Precinct 1	14	42	155	0
Dover Township, Precinct 1	37	44	205	0

Precinct	Times Cast	Registered Voters
Fairfield Township, Precinct 1	222	1,270
Franklin Township, Precinct 1	657	2,408
Hudson Township, Precinct 1	254	1,168
Macon Township, Precinct 1	328	1,048
Charter Township of Madison, Precinct 1	297	1,937
Charter Township of Madison, Precinct 2	385	1,479
Charter Township of Madison, Precinct 3	364	1,246
Medina Township, Precinct 1	138	858
Ogden Township, Precinct 1	144	736
Palmyra Township, Precinct 1	606	1,610
Charter Township of Raisin, Precinct 1	516	2,319
Charter Township of Raisin, Precinct 2	355	1,585
Charter Township of Raisin, Precinct 3	456	1,845
Ridgeway Township, Precinct 1	286	1,128
Riga Township, Precinct 1	241	1,040
Rollin Township, Precinct 1	710	2,404
Rome Township, Precinct 1	294	1,377
Seneca Township, Precinct 1	138	816
Tecumseh Township, Precinct 1	460	1,708
Woodstock Township, Precinct 1	471	1,950
Woodstock Township, Precinct 2	191	972
Lenawee County Michigan - Total	17,125	71,344
<b>Cumulative</b>		
Cumulative	0	0

Precinct	Kristi Drake	Gregg P. Iddings
Fairfield Township, Precinct 1	60	63
Franklin Township, Precinct 1	141	170
Hudson Township, Precinct 1	52	77
Macon Township, Precinct 1	39	87
Charter Township of Madison, Precinct 1	59	95
Charter Township of Madison, Precinct 2	107	96
Charter Township of Madison, Precinct 3	89	102
Medina Township, Precinct 1	25	32
Ogden Township, Precinct 1	25	39
Palmyra Township, Precinct 1	118	185
Charter Township of Raisin, Precinct 1	95	149
Charter Township of Raisin, Precinct 2	74	85
Charter Township of Raisin, Precinct 3	81	104
Ridgeway Township, Precinct 1	71	73
Riga Township, Precinct 1	47	76
Rollin Township, Precinct 1	130	182
Rome Township, Precinct 1	77	70
Seneca Township, Precinct 1	22	37
Tecumseh Township, Precinct 1	73	148
Woodstock Township, Precinct 1	80	111
Woodstock Township, Precinct 2	26	22
Lenawee County Michigan - Total	3,489	4,462
<b>Cumulative</b>		
Cumulative	0	0

Precinct	Todd M. Morgan	Catherine A. Sala	Total Votes	Unresolved Write-In
Fairfield Township, Precinct 1	12	45	180	1
Franklin Township, Precinct 1	73	134	518	2
Hudson Township, Precinct 1	17	55	201	1
Macon Township, Precinct 1	36	61	223	1
Charter Township of Madison, Precinct 1	31	68	253	0
Charter Township of Madison, Precinct 2	33	75	311	1
Charter Township of Madison, Precinct 3	26	84	301	0
Medina Township, Precinct 1	13	25	95	0
Ogden Township, Precinct 1	12	33	109	0
Palmyra Township, Precinct 1	48	117	468	5
Charter Township of Raisin, Precinct 1	39	87	370	0
Charter Township of Raisin, Precinct 2	23	68	250	1
Charter Township of Raisin, Precinct 3	37	98	320	1
Ridgeway Township, Precinct 1	14	53	211	3
Riga Township, Precinct 1	25	36	184	2
Rollin Township, Precinct 1	41	175	528	3
Rome Township, Precinct 1	21	68	236	1
Seneca Township, Precinct 1	8	22	89	1
Tecumseh Township, Precinct 1	40	80	341	0
Woodstock Township, Precinct 1	26	114	331	1
Woodstock Township, Precinct 2	13	41	102	0
Lenawee County Michigan - Total	1,496	3,489	12,936	38
<b>Cumulative</b>				
Cumulative	0	0	0	0

Precinct	Times Cast	Registered Voters
Cumulative - Total	0	0
Lenawee County - Total	17,125	71,344

Precinct	Kristi Drake	Gregg P. Iddings
Cumulative - Total	0	0
Lenawee County - Total	3,489	4,462



Precinct	Todd M. Morgan	Catherine A. Sala	Total Votes	Unresolved Write-In
Cumulative - Total	0	0	0	0
Lenawee County - Total	1,496	3,489	12,936	38

**Board of Canvassers Statement of  
Votes Cast Report**

Run Time 12:40 PM  
Run Date 08/14/2018

**Livingston County, Michigan**

Primary Election, Tuesday, August 7, 2018

8/7/2018

Page 1 of 132

**Official results**

Registered Voters

49756 of 146507 = 33.96 %

Precincts Reporting

96 of 96 = 100.00 %

**Governor - REPUBLICAN - Vote for not more than 1**

Precinct	Brian Calley	Patrick Colbeck	Jim Hines	Bill Schuette	Evan Space (W)	Cast Votes	Undervotes	Overvotes	Invalid Votes	Absentee Voting Ballots Cast	Election Day Voting Ballots Cast	Total Ballots Cast	Registered Voters	Turnout Percentage
City of Brighton, Precinct 1	75	75	25	123	0	298	6	0	4	227	394	621	1768	35.12 %
City of Brighton, Precinct 2	65	68	20	95	0	248	7	0	8	208	321	529	1423	37.17 %
City of Brighton, Precinct 3	101	75	36	160	0	372	7	0	10	290	454	744	1603	46.41 %
City of Brighton, Precinct 4	121	69	24	177	0	391	4	0	8	359	326	685	1167	58.70 %
City of Howell, Precinct 1	91	93	31	187	0	402	1	0	6	213	484	697	2347	29.70 %
City of Howell, Precinct 2	45	73	18	86	0	222	2	0	5	92	407	499	2117	23.57 %
City of Howell, Precinct 3	104	90	53	182	0	429	3	1	6	229	560	789	2473	31.90 %
Brighton Charter Township, Precinct 1	95	100	26	214	0	435	2	0	5	289	398	687	1752	39.21 %
Brighton Charter Township, Precinct 2	49	92	17	107	0	265	1	0	3	156	280	436	1492	29.22 %
Brighton Charter Township, Precinct 3	73	107	15	202	0	397	2	1	7	297	382	679	1599	42.46 %
Brighton Charter Township, Precinct 4	68	97	29	114	0	308	5	0	5	158	346	504	1449	34.78 %
Brighton Charter Township, Precinct 5	32	53	5	78	0	168	1	0	2	78	225	303	1001	30.27 %
Brighton Charter Township, Precinct 6	106	128	30	216	0	480	5	0	4	242	540	782	2154	36.30 %
Brighton Charter Township, Precinct 7	87	121	40	175	0	423	2	1	7	246	414	660	1833	36.01 %
Brighton Charter Township, Precinct 8	79	65	16	140	0	300	3	0	1	163	310	473	1203	39.32 %
Brighton Charter Township, Precinct 9	139	121	28	262	0	550	5	0	11	354	566	920	2468	37.28 %
Cohoctah Township, Precinct 1	113	150	55	250	0	568	1	0	5	0	833	833	2575	32.35 %

**Board of Canvassers Statement of  
Votes Cast Report**

Run Time 12:40 PM  
Run Date 08/14/2018

**Livingston County, Michigan**

Primary Election, Tuesday, August 7, 2018

8/7/2018

Page 2 of 132

**Official results**

Registered Voters

49756 of 146507 = 33.96 %

Precincts Reporting

96 of 96 = 100.00 %

**Governor - REPUBLICAN - Vote for not more than 1**

Precinct	Brian Calley	Patrick Colbeck	Jim Hines	Bill Schuette	Evan Space (W)	Cast Votes	Undervotes	Overvotes	Invalid Votes	Absentee Voting Ballots Cast	Election Day Voting Ballots Cast	Total Ballots Cast	Registered Voters	Turnout Percentage
Conway Township, Precinct 1	100	142	48	224	0	514	13	3	14	0	799	799	2562	31.19 %
Deerfield Township, Precinct 1	56	50	36	146	0	288	8	0	9	178	295	473	1575	30.03 %
Deerfield Township, Precinct 2	73	139	28	165	0	405	5	0	3	173	390	563	1750	32.17 %
Genoa Charter Township, Precinct 1	71	61	17	156	0	305	1	0	5	198	349	547	1768	30.94 %
Genoa Charter Township, Precinct 2	27	34	14	53	0	128	2	0	0	77	162	239	1423	16.80 %
Genoa Charter Township, Precinct 3	81	78	28	149	0	336	4	0	2	262	319	581	1603	36.24 %
Genoa Charter Township, Precinct 4	91	49	19	130	0	289	3	0	0	200	338	538	1167	46.10 %
Genoa Charter Township, Precinct 5	42	72	15	113	0	242	3	0	0	134	242	376	1032	36.43 %
Genoa Charter Township, Precinct 6	179	127	28	340	0	674	3	0	6	543	439	982	2307	42.57 %
Genoa Charter Township, Precinct 7	51	38	25	91	0	205	3	0	0	142	192	334	899	37.15 %
Genoa Charter Township, Precinct 8	98	99	20	194	0	411	2	1	2	311	279	590	1342	43.96 %
Genoa Charter Township, Precinct 9	70	62	29	165	0	326	3	3	3	242	263	505	1515	33.33 %
Genoa Charter Township, Precinct 10	75	99	32	151	0	357	2	0	3	246	297	543	1457	37.27 %
Genoa Charter Township, Precinct 11	17	29	11	55	0	112	2	0	0	71	128	199	694	28.67 %
Genoa Charter Township, Precinct 12	6	28	1	12	0	47	0	0	0	18	45	63	154	40.91 %
Genoa Charter Township, Precinct 13	36	36	15	64	0	151	3	0	2	133	124	257	745	34.50 %

**Board of Canvassers Statement of  
Votes Cast Report**

Run Time 12:40 PM  
Run Date 08/14/2018

**Livingston County, Michigan**

Primary Election, Tuesday, August 7, 2018

8/7/2018

Page 3 of 132

**Official results**

Registered Voters  
49756 of 146507 = 33.96 %  
Precincts Reporting  
96 of 96 = 100.00 %

**Governor - REPUBLICAN - Vote for not more than 1**

Precinct	Brian Calley	Patrick Colbeck	Jim Hines	Bill Schuette	Evan Space (W)	Cast Votes	Undervotes	Overvotes	Invalid Votes	Absentee Voting Ballots Cast	Election Day Voting Ballots Cast	Total Ballots Cast	Registered Voters	Turnout Percentage
Green Oak Charter Township, Precinct 1	51	149	23	115	0	338	6	0	4	236	379	615	2075	29.64 %
Green Oak Charter Township, Precinct 2	64	108	32	104	0	308	3	0	1	160	390	550	1581	34.79 %
Green Oak Charter Township, Precinct 3	78	143	16	147	0	384	1	0	8	263	451	714	2041	34.98 %
Green Oak Charter Township, Precinct 4	93	142	21	190	0	446	6	0	1	300	422	722	2075	34.80 %
Green Oak Charter Township, Precinct 5	97	101	17	155	0	370	4	0	3	264	325	589	1581	37.25 %
Green Oak Charter Township, Precinct 6	118	119	39	197	0	473	4	3	8	395	366	761	2075	36.67 %
Green Oak Charter Township, Precinct 7	39	66	8	56	0	169	2	1	3	140	189	329	1581	20.81 %
Green Oak Charter Township, Precinct 8	58	78	14	124	0	274	0	0	1	163	312	475	1476	32.18 %
Green Oak Charter Township, Precinct 9	54	89	20	79	0	242	1	0	0	176	249	425	1073	39.61 %
Hamburg Township, Precinct 1	121	173	32	235	0	561	4	0	3	263	726	989	2765	35.77 %
Hamburg Township, Precinct 2	71	140	27	182	0	420	3	0	10	212	609	821	2073	39.60 %
Hamburg Township, Precinct 3	101	114	41	186	0	442	6	0	4	280	575	855	2393	35.73 %
Hamburg Township, Precinct 4	86	134	28	196	0	444	8	0	1	263	629	892	2168	41.14 %
Hamburg Township, Precinct 5	67	115	50	174	0	406	3	0	4	208	547	755	1960	38.52 %
Hamburg Township, Precinct 6	126	114	28	256	0	524	6	1	7	395	642	1037	2655	39.06 %
Hamburg Township, Precinct 7	77	127	15	152	0	371	1	0	6	226	463	689	1526	45.15 %
Hamburg Township, Precinct 8	50	84	21	129	0	284	3	0	3	135	403	538	1333	40.36 %

**Board of Canvassers Statement of  
Votes Cast Report**

Run Time 12:40 PM  
Run Date 08/14/2018

**Livingston County, Michigan**

Primary Election, Tuesday, August 7, 2018

8/7/2018

Page 4 of 132

**Official results**

Registered Voters  
49756 of 146507 = 33.96 %  
Precincts Reporting  
96 of 96 = 100.00 %

**Governor - REPUBLICAN - Vote for not more than 1**

Precinct	Brian Calley	Patrick Colbeck	Jim Hines	Bill Schuette	Evan Space (W)	Cast Votes	Undervotes	Overvotes	Invalid Votes	Absentee Voting Ballots Cast	Election Day Voting Ballots Cast	Total Ballots Cast	Registered Voters	Turnout Percentage
Handy Township, Precinct 1	53	69	30	121	0	273	8	0	4	88	348	436	1563	27.90 %
Handy Township, Precinct 2	68	67	22	134	0	291	7	0	1	109	344	453	2036	22.25 %
Handy Township, Precinct 3	86	90	27	175	0	378	4	0	7	122	459	581	2365	24.57 %
Hartland Township, Precinct 1	83	131	39	256	0	509	10	0	8	300	486	786	2259	34.79 %
Hartland Township, Precinct 2	88	106	37	176	0	407	4	1	4	156	486	642	2450	26.20 %
Hartland Township, Precinct 3	121	127	39	250	0	537	4	0	7	295	537	832	2696	30.86 %
Hartland Township, Precinct 4	101	179	26	160	0	466	4	0	4	185	515	700	2160	32.41 %
Hartland Township, Precinct 5	86	93	26	150	0	355	3	1	1	191	344	535	1684	31.77 %
Howell Township, Precinct 1	81	85	32	166	0	364	3	0	8	246	380	626	1882	33.26 %
Howell Township, Precinct 2	76	94	23	190	0	383	6	0	3	201	448	649	1953	33.23 %
Howell Township, Precinct 3	51	66	40	122	0	279	3	0	2	172	280	452	1726	26.19 %
Iosco Township, Precinct 1	47	63	18	136	0	264	7	0	1	0	367	367	1237	29.67 %
Iosco Township, Precinct 2	79	66	30	133	0	308	6	0	7	0	476	476	1590	29.94 %
Marion Township, Precinct 1	106	86	32	240	0	464	6	0	1	317	383	700	2188	31.99 %
Marion Township, Precinct 2	136	111	32	266	0	545	7	0	4	355	492	847	2358	35.92 %
Marion Township, Precinct 3	93	79	33	168	0	373	4	0	1	286	292	578	1533	37.70 %
Marion Township, Precinct 4	127	183	46	229	0	585	4	0	3	335	499	834	2200	37.91 %
Oceola Township, Precinct 1	134	80	42	228	0	484	0	0	1	345	447	792	2261	35.03 %
Oceola Township, Precinct 2	115	125	31	204	0	475	3	0	8	323	503	826	2472	33.41 %
Oceola Township, Precinct 3	83	155	33	227	0	498	4	0	3	279	464	743	2719	27.33 %
Oceola Township, Precinct 4	75	115	31	177	0	398	3	0	5	226	371	597	1773	33.67 %

**Governor - REPUBLICAN - Vote for not more than 1**

Precinct	Brian Calley	Patrick Colbeck	Jim Hines	Bill Schuette	Evan Space (W)	Cast Votes	Undervotes	Overvotes	Invalid Votes	Absentee Voting Ballots Cast	Election Day Voting Ballots Cast	Total Ballots Cast	Registered Voters	Turnout Percentage
Oceola Township, Precinct 5	80	58	23	188	0	349	0	0	6	292	204	496	1160	42.76 %
Putnam Township, Precinct 1	64	81	24	117	0	286	6	0	4	179	330	509	1356	37.54 %
Putnam Township, Precinct 2	104	123	35	194	0	456	12	0	3	296	418	714	1952	36.58 %
Putnam Township, Precinct 3	47	80	32	104	0	263	7	0	2	146	355	501	1599	31.33 %
Putnam Township, Precinct 4	57	79	30	150	0	316	0	0	3	248	273	521	1249	41.71 %
Tyrone Township, Precinct 1	85	87	50	178	0	400	2	0	3	0	630	630	2332	27.02 %
Tyrone Township, Precinct 2	93	68	41	205	0	407	5	2	0	0	722	722	2286	31.58 %
Tyrone Township, Precinct 3	83	102	78	188	0	451	3	0	5	0	705	705	2161	32.62 %
Tyrone Township, Precinct 4	73	98	44	174	0	389	1	0	6	0	584	584	1956	29.86 %
Unadilla Township, Precinct 1	78	106	57	179	0	420	6	0	2	0	736	736	2503	29.40 %
<b>Totals</b>	<b>6520</b>	<b>7768</b>	<b>2349</b>	<b>13238</b>	<b>0</b>	<b>29875</b>	<b>317</b>	<b>19</b>	<b>330</b>	<b>16300</b>	<b>33456</b>	<b>49756</b>	<b>146507</b>	<b>33.96 %</b>

**Board of Canvassers Statement of  
Votes Cast Report**

Run Time 12:40 PM  
Run Date 08/14/2018

**Livingston County, Michigan**

Primary Election, Tuesday, August 7, 2018

8/7/2018

Page 6 of 132

**Official results**

Registered Voters  
49756 of 146507 = 33.96 %  
Precincts Reporting  
96 of 96 = 100.00 %

**United States Senator - REPUBLICAN - Vote for not more than 1**

Precinct	John James	Sandy Pensler	William F. White (W)	Cast Votes	Undervotes	Overvotes	Invalid Votes	Absentee Voting Ballots Cast	Election Day Voting Ballots Cast	Total Ballots Cast	Registered Voters	Turnout Percentage
City of Brighton, Precinct 1	173	104	0	277	26	1	4	227	394	621	1768	35.12 %
City of Brighton, Precinct 2	140	96	0	236	19	0	11	208	321	529	1423	37.17 %
City of Brighton, Precinct 3	215	138	0	353	26	0	12	290	454	744	1603	46.41 %
City of Brighton, Precinct 4	204	171	0	375	19	1	7	359	326	685	1167	58.70 %
City of Howell, Precinct 1	244	136	0	380	23	0	4	213	484	697	2347	29.70 %
City of Howell, Precinct 2	129	79	0	208	16	0	3	92	407	499	2117	23.57 %
City of Howell, Precinct 3	266	141	0	407	26	0	7	229	560	789	2473	31.90 %
Brighton Charter Township, Precinct 1	242	166	0	408	29	0	5	289	398	687	1752	39.21 %
Brighton Charter Township, Precinct 2	183	76	0	259	6	1	4	156	280	436	1492	29.22 %
Brighton Charter Township, Precinct 3	232	157	0	389	11	0	8	297	382	679	1599	42.46 %
Brighton Charter Township, Precinct 4	186	106	0	292	21	0	5	158	346	504	1449	34.78 %
Brighton Charter Township, Precinct 5	89	67	0	156	13	0	1	78	225	303	1001	30.27 %
Brighton Charter Township, Precinct 6	312	145	0	457	28	0	6	242	540	782	2154	36.30 %
Brighton Charter Township, Precinct 7	272	138	0	410	16	0	5	246	414	660	1833	36.01 %
Brighton Charter Township, Precinct 8	178	102	0	280	23	0	0	163	310	473	1203	39.32 %
Brighton Charter Township, Precinct 9	329	207	0	536	19	0	12	354	566	920	2468	37.28 %
Cohoctah Township, Precinct 1	323	220	0	543	26	0	6	0	833	833	2575	32.35 %

**Board of Canvassers Statement of  
Votes Cast Report**

Run Time 12:40 PM  
Run Date 08/14/2018

**Livingston County, Michigan**

Primary Election, Tuesday, August 7, 2018

8/7/2018  
Page 7 of 132

**Official results**

Registered Voters  
49756 of 146507 = 33.96 %  
Precincts Reporting  
96 of 96 = 100.00 %

**United States Senator - REPUBLICAN - Vote for not more than 1**

Precinct	John James	Sandy Pensler	William F. White (W)	Cast Votes	Undervotes	Overvotes	Invalid Votes	Absentee Voting Ballots Cast	Election Day Voting Ballots Cast	Total Ballots Cast	Registered Voters	Turnout Percentage
Conway Township, Precinct 1	291	194	0	485	44	1	10	0	799	799	2562	31.19 %
Deerfield Township, Precinct 1	176	105	0	281	14	1	7	178	295	473	1575	30.03 %
Deerfield Township, Precinct 2	232	162	0	394	16	0	6	173	390	563	1750	32.17 %
Genoa Charter Township, Precinct 1	185	110	0	295	11	0	7	198	349	547	1768	30.94 %
Genoa Charter Township, Precinct 2	91	35	0	126	4	0	0	77	162	239	1423	16.80 %
Genoa Charter Township, Precinct 3	204	127	0	331	9	0	2	262	319	581	1603	36.24 %
Genoa Charter Township, Precinct 4	169	106	0	275	17	0	0	200	338	538	1167	46.10 %
Genoa Charter Township, Precinct 5	162	72	0	234	11	0	0	134	242	376	1032	36.43 %
Genoa Charter Township, Precinct 6	395	254	0	649	28	0	4	543	439	982	2307	42.57 %
Genoa Charter Township, Precinct 7	135	61	0	196	12	0	1	142	192	334	899	37.15 %
Genoa Charter Township, Precinct 8	233	171	0	404	10	0	1	311	279	590	1342	43.96 %
Genoa Charter Township, Precinct 9	182	142	0	324	7	1	2	242	263	505	1515	33.33 %
Genoa Charter Township, Precinct 10	219	128	0	347	12	0	2	246	297	543	1457	37.27 %
Genoa Charter Township, Precinct 11	57	51	0	108	6	0	1	71	128	199	694	28.67 %
Genoa Charter Township, Precinct 12	30	13	0	43	4	0	0	18	45	63	154	40.91 %
Genoa Charter Township, Precinct 13	79	70	0	149	5	0	2	133	124	257	745	34.50 %



**Board of Canvassers Statement of  
Votes Cast Report**

Run Time 12:40 PM  
Run Date 08/14/2018

**Livingston County, Michigan**

Primary Election, Tuesday, August 7, 2018

8/7/2018

Page 8 of 132

**Official results**

Registered Voters  
49756 of 146507 = 33.96 %  
Precincts Reporting  
96 of 96 = 100.00 %

**United States Senator - REPUBLICAN - Vote for not more than 1**

Precinct	John James	Sandy Pensler	William F. White (W)	Cast Votes	Undervotes	Overvotes	Invalid Votes	Absentee Voting Ballots Cast	Election Day Voting Ballots Cast	Total Ballots Cast	Registered Voters	Turnout Percentage
Green Oak Charter Township, Precinct 1	187	144	0	331	13	0	5	236	379	615	2075	29.64 %
Green Oak Charter Township, Precinct 2	172	128	0	300	11	0	0	160	390	550	1581	34.79 %
Green Oak Charter Township, Precinct 3	218	148	0	366	19	0	6	263	451	714	2041	34.98 %
Green Oak Charter Township, Precinct 4	253	177	0	430	22	0	2	300	422	722	2075	34.80 %
Green Oak Charter Township, Precinct 5	226	132	0	358	16	0	4	264	325	589	1581	37.25 %
Green Oak Charter Township, Precinct 6	264	195	0	459	21	0	8	395	366	761	2075	36.67 %
Green Oak Charter Township, Precinct 7	87	73	0	160	11	1	3	140	189	329	1581	20.81 %
Green Oak Charter Township, Precinct 8	172	91	0	263	11	0	1	163	312	475	1476	32.18 %
Green Oak Charter Township, Precinct 9	156	80	0	236	7	0	0	176	249	425	1073	39.61 %
Hamburg Township, Precinct 1	383	156	0	539	26	0	4	263	726	989	2765	35.77 %
Hamburg Township, Precinct 2	230	173	0	403	19	1	9	212	609	821	2073	39.60 %
Hamburg Township, Precinct 3	264	156	0	420	28	0	4	280	575	855	2393	35.73 %
Hamburg Township, Precinct 4	259	168	0	427	25	0	5	263	629	892	2168	41.14 %
Hamburg Township, Precinct 5	242	144	0	386	23	0	4	208	547	755	1960	38.52 %
Hamburg Township, Precinct 6	269	238	0	507	24	0	6	395	642	1037	2655	39.06 %
Hamburg Township, Precinct 7	218	138	0	356	16	0	3	226	463	689	1526	45.15 %
Hamburg Township, Precinct 8	151	126	0	277	10	0	4	135	403	538	1333	40.36 %

**Board of Canvassers Statement of  
Votes Cast Report**

Run Time 12:40 PM  
Run Date 08/14/2018

**Livingston County, Michigan**

Primary Election, Tuesday, August 7, 2018

8/7/2018

Page 9 of 132

**Official results**

Registered Voters

49756 of 146507 = 33.96 %

Precincts Reporting

96 of 96 = 100.00 %

**United States Senator - REPUBLICAN - Vote for not more than 1**

Precinct	John James	Sandy Pensler	William F. White (W)	Cast Votes	Undervotes	Overvotes	Invalid Votes	Absentee Voting Ballots Cast	Election Day Voting Ballots Cast	Total Ballots Cast	Registered Voters	Turnout Percentage
Handy Township, Precinct 1	175	86	0	261	19	1	2	88	348	436	1563	27.90 %
Handy Township, Precinct 2	166	112	0	278	20	0	1	109	344	453	2036	22.25 %
Handy Township, Precinct 3	226	141	0	367	15	0	8	122	459	581	2365	24.57 %
Hartland Township, Precinct 1	319	173	0	492	27	0	6	300	486	786	2259	34.79 %
Hartland Township, Precinct 2	274	116	0	390	22	0	4	156	486	642	2450	26.20 %
Hartland Township, Precinct 3	290	233	0	523	17	1	9	295	537	832	2696	30.86 %
Hartland Township, Precinct 4	285	149	0	434	35	1	3	185	515	700	2160	32.41 %
Hartland Township, Precinct 5	186	152	0	338	21	0	0	191	344	535	1684	31.77 %
Howell Township, Precinct 1	228	117	0	345	22	0	6	246	380	626	1882	33.26 %
Howell Township, Precinct 2	234	137	0	371	18	0	3	201	448	649	1953	33.23 %
Howell Township, Precinct 3	157	109	0	266	16	0	3	172	280	452	1726	26.19 %
Iosco Township, Precinct 1	133	120	0	253	18	0	0	0	367	367	1237	29.67 %
Iosco Township, Precinct 2	187	110	0	297	17	0	4	0	476	476	1590	29.94 %
Marion Township, Precinct 1	244	193	0	437	33	0	1	317	383	700	2188	31.99 %
Marion Township, Precinct 2	293	238	0	531	21	0	1	355	492	847	2358	35.92 %
Marion Township, Precinct 3	208	152	0	360	17	0	2	286	292	578	1533	37.70 %
Marion Township, Precinct 4	352	200	0	552	37	0	3	335	499	834	2200	37.91 %
Oceola Township, Precinct 1	278	182	0	460	24	0	2	345	447	792	2261	35.03 %
Oceola Township, Precinct 2	258	188	0	446	32	0	6	323	503	826	2472	33.41 %
Oceola Township, Precinct 3	283	193	0	476	26	0	3	279	464	743	2719	27.33 %
Oceola Township, Precinct 4	230	148	0	378	23	0	5	226	371	597	1773	33.67 %

**Board of Canvassers Statement of  
Votes Cast Report**

Run Time 12:40 PM  
Run Date 08/14/2018

**Livingston County, Michigan**

Primary Election, Tuesday, August 7, 2018

8/7/2018

Page 10 of 132

**Official results**

Registered Voters  
49756 of 146507 = 33.96 %  
Precincts Reporting  
96 of 96 = 100.00 %

**United States Senator - REPUBLICAN - Vote for not more than 1**

Precinct	John James	Sandy Pensler	William F. White (W)	Cast Votes	Undervotes	Overvotes	Invalid Votes	Absentee Voting Ballots Cast	Election Day Voting Ballots Cast	Total Ballots Cast	Registered Voters	Turnout Percentage
Oceola Township, Precinct 5	167	170	0	337	12	0	2	292	204	496	1160	42.76 %
Putnam Township, Precinct 1	177	102	0	279	13	0	0	179	330	509	1356	37.54 %
Putnam Township, Precinct 2	250	185	0	435	33	0	2	296	418	714	1952	36.58 %
Putnam Township, Precinct 3	151	104	0	255	15	0	5	146	355	501	1599	31.33 %
Putnam Township, Precinct 4	194	105	0	299	17	0	3	248	273	521	1249	41.71 %
Tyrone Township, Precinct 1	222	161	0	383	18	1	3	0	630	630	2332	27.02 %
Tyrone Township, Precinct 2	227	172	0	399	14	1	0	0	722	722	2286	31.58 %
Tyrone Township, Precinct 3	286	147	0	433	21	0	5	0	705	705	2161	32.62 %
Tyrone Township, Precinct 4	219	150	0	369	21	0	6	0	584	584	1956	29.86 %
Unadilla Township, Precinct 1	269	145	0	414	11	1	2	0	736	736	2503	29.40 %
<b>Totals</b>	<b>17476</b>	<b>11207</b>	<b>0</b>	<b>28683</b>	<b>1514</b>	<b>14</b>	<b>313</b>	<b>16300</b>	<b>33456</b>	<b>49756</b>	<b>146507</b>	<b>33.96 %</b>

**Board of Canvassers Statement of  
Votes Cast Report**

Run Time 12:40 PM  
Run Date 08/14/2018

**Livingston County, Michigan**

Primary Election, Tuesday, August 7, 2018

8/7/2018

Page 11 of 132

**Official results**

Registered Voters

49756 of 146507 = 33.96 %

Precincts Reporting

96 of 96 = 100.00 %

**Representative In Congress 8th District - REPUBLICAN - Vote for not more than 1**

Precinct	Mike Bishop	Lokesh Kumar	Cast Votes	Undervotes	Overvotes	Invalid Votes	Absentee Voting Ballots Cast	Election Day Voting Ballots Cast	Total Ballots Cast	Registered Voters	Turnout Percentage
City of Brighton, Precinct 1	268	16	284	19	1	3	227	394	621	1768	35.12 %
City of Brighton, Precinct 2	224	18	242	13	0	14	208	321	529	1423	37.17 %
City of Brighton, Precinct 3	330	28	358	21	0	12	290	454	744	1603	46.41 %
City of Brighton, Precinct 4	350	29	379	16	0	9	359	326	685	1167	58.70 %
City of Howell, Precinct 1	353	32	385	18	0	6	213	484	697	2347	29.70 %
City of Howell, Precinct 2	192	17	209	15	0	3	92	407	499	2117	23.57 %
City of Howell, Precinct 3	398	22	420	13	0	5	229	560	789	2473	31.90 %
Brighton Charter Township, Precinct 1	379	36	415	21	1	5	289	398	687	1752	39.21 %
Brighton Charter Township, Precinct 2	239	16	255	11	0	4	156	280	436	1492	29.22 %
Brighton Charter Township, Precinct 3	360	23	383	17	0	9	297	382	679	1599	42.46 %
Brighton Charter Township, Precinct 4	276	25	301	12	0	5	158	346	504	1449	34.78 %
Brighton Charter Township, Precinct 5	151	11	162	7	0	3	78	225	303	1001	30.27 %
Brighton Charter Township, Precinct 6	441	28	469	16	0	6	242	540	782	2154	36.30 %
Brighton Charter Township, Precinct 7	385	24	409	17	0	5	246	414	660	1833	36.01 %
Brighton Charter Township, Precinct 8	265	26	291	12	0	1	163	310	473	1203	39.32 %
Brighton Charter Township, Precinct 9	498	39	537	18	0	14	354	566	920	2468	37.28 %
Cohoctah Township, Precinct 1	506	41	547	22	0	5	0	833	833	2575	32.35 %

**Board of Canvassers Statement of  
Votes Cast Report**

Run Time 12:40 PM  
Run Date 08/14/2018

**Livingston County, Michigan**

Primary Election, Tuesday, August 7, 2018

8/7/2018  
Page 12 of 132

**Official results**

Registered Voters  
49756 of 146507 = 33.96 %  
Precincts Reporting  
96 of 96 = 100.00 %

**Representative In Congress 8th District - REPUBLICAN - Vote for not more than 1**

Precinct	Mike Bishop	Lokesh Kumar	Cast Votes	Undervotes	Overvotes	Invalid Votes	Absentee Voting Ballots Cast	Election Day Voting Ballots Cast	Total Ballots Cast	Registered Voters	Turnout Percentage
Conway Township, Precinct 1	455	38	493	35	2	12	0	799	799	2562	31.19 %
Deerfield Township, Precinct 1	266	12	278	18	0	10	178	295	473	1575	30.03 %
Deerfield Township, Precinct 2	374	24	398	12	0	6	173	390	563	1750	32.17 %
Genoa Charter Township, Precinct 1	282	18	300	6	0	8	198	349	547	1768	30.94 %
Genoa Charter Township, Precinct 2	122	5	127	3	0	0	77	162	239	1423	16.80 %
Genoa Charter Township, Precinct 3	312	19	331	9	0	2	262	319	581	1603	36.24 %
Genoa Charter Township, Precinct 4	264	26	290	2	0	0	200	338	538	1167	46.10 %
Genoa Charter Township, Precinct 5	232	9	241	4	0	0	134	242	376	1032	36.43 %
Genoa Charter Township, Precinct 6	628	27	655	22	0	7	543	439	982	2307	42.57 %
Genoa Charter Township, Precinct 7	183	18	201	7	0	1	142	192	334	899	37.15 %
Genoa Charter Township, Precinct 8	387	20	407	7	0	3	311	279	590	1342	43.96 %
Genoa Charter Township, Precinct 9	296	21	317	14	1	5	242	263	505	1515	33.33 %
Genoa Charter Township, Precinct 10	325	24	349	10	0	3	246	297	543	1457	37.27 %
Genoa Charter Township, Precinct 11	106	3	109	5	0	0	71	128	199	694	28.67 %
Genoa Charter Township, Precinct 12	41	2	43	4	0	0	18	45	63	154	40.91 %
Genoa Charter Township, Precinct 13	140	6	146	8	0	2	133	124	257	745	34.50 %

**Board of Canvassers Statement of  
Votes Cast Report**

Run Time 12:40 PM  
Run Date 08/14/2018

**Livingston County, Michigan**

Primary Election, Tuesday, August 7, 2018

8/7/2018

Page 13 of 132

**Official results**

Registered Voters  
49756 of 146507 = 33.96 %  
Precincts Reporting  
96 of 96 = 100.00 %

**Representative In Congress 8th District - REPUBLICAN - Vote for not more than 1**

Precinct	Mike Bishop	Lokesh Kumar	Cast Votes	Undervotes	Overvotes	Invalid Votes	Absentee Voting Ballots Cast	Election Day Voting Ballots Cast	Total Ballots Cast	Registered Voters	Turnout Percentage
Green Oak Charter Township, Precinct 1	316	11	327	17	0	6	236	379	615	2075	29.64 %
Green Oak Charter Township, Precinct 2	277	28	305	6	0	3	160	390	550	1581	34.79 %
Green Oak Charter Township, Precinct 3	326	39	365	20	0	6	263	451	714	2041	34.98 %
Green Oak Charter Township, Precinct 4	402	25	427	25	0	1	300	422	722	2075	34.80 %
Green Oak Charter Township, Precinct 5	330	29	359	15	0	3	264	325	589	1581	37.25 %
Green Oak Charter Township, Precinct 6	421	38	459	21	0	9	395	366	761	2075	36.67 %
Green Oak Charter Township, Precinct 7	153	12	165	7	0	4	140	189	329	1581	20.81 %
Green Oak Charter Township, Precinct 8	241	23	264	10	0	3	163	312	475	1476	32.18 %
Green Oak Charter Township, Precinct 9	218	17	235	8	0	1	176	249	425	1073	39.61 %
Hamburg Township, Precinct 1	514	36	550	15	0	5	263	726	989	2765	35.77 %
Hamburg Township, Precinct 2	369	37	406	16	1	10	212	609	821	2073	39.60 %
Hamburg Township, Precinct 3	384	36	420	28	0	7	280	575	855	2393	35.73 %
Hamburg Township, Precinct 4	405	22	427	25	0	5	263	629	892	2168	41.14 %
Hamburg Township, Precinct 5	354	32	386	23	0	4	208	547	755	1960	38.52 %
Hamburg Township, Precinct 6	479	27	506	25	0	6	395	642	1037	2655	39.06 %
Hamburg Township, Precinct 7	331	21	352	20	0	4	226	463	689	1526	45.15 %
Hamburg Township, Precinct 8	264	14	278	9	0	4	135	403	538	1333	40.36 %

**Board of Canvassers Statement of  
Votes Cast Report**

Run Time 12:40 PM  
Run Date 08/14/2018

**Livingston County, Michigan**

Primary Election, Tuesday, August 7, 2018

8/7/2018

Page 14 of 132

**Official results**

Registered Voters

49756 of 146507 = 33.96 %

Precincts Reporting

96 of 96 = 100.00 %

**Representative In Congress 8th District - REPUBLICAN - Vote for not more than 1**

Precinct	Mike Bishop	Lokesh Kumar	Cast Votes	Undervotes	Overvotes	Invalid Votes	Absentee Voting Ballots Cast	Election Day Voting Ballots Cast	Total Ballots Cast	Registered Voters	Turnout Percentage
Handy Township, Precinct 1	248	13	261	20	0	2	88	348	436	1563	27.90 %
Handy Township, Precinct 2	255	20	275	23	0	1	109	344	453	2036	22.25 %
Handy Township, Precinct 3	352	24	376	6	0	8	122	459	581	2365	24.57 %
Hartland Township, Precinct 1	453	34	487	32	0	7	300	486	786	2259	34.79 %
Hartland Township, Precinct 2	364	29	393	19	0	6	156	486	642	2450	26.20 %
Hartland Township, Precinct 3	482	34	516	25	0	9	295	537	832	2696	30.86 %
Hartland Township, Precinct 4	420	21	441	29	0	4	185	515	700	2160	32.41 %
Hartland Township, Precinct 5	315	30	345	14	0	0	191	344	535	1684	31.77 %
Howell Township, Precinct 1	331	20	351	16	0	7	246	380	626	1882	33.26 %
Howell Township, Precinct 2	350	20	370	19	0	2	201	448	649	1953	33.23 %
Howell Township, Precinct 3	257	15	272	10	0	2	172	280	452	1726	26.19 %
Iosco Township, Precinct 1	243	14	257	14	0	1	0	367	367	1237	29.67 %
Iosco Township, Precinct 2	276	21	297	17	0	4	0	476	476	1590	29.94 %
Marion Township, Precinct 1	423	23	446	24	0	3	317	383	700	2188	31.99 %
Marion Township, Precinct 2	501	27	528	24	0	4	355	492	847	2358	35.92 %
Marion Township, Precinct 3	339	23	362	15	0	2	286	292	578	1533	37.70 %
Marion Township, Precinct 4	520	38	558	31	0	9	335	499	834	2200	37.91 %
Oceola Township, Precinct 1	444	25	469	15	0	3	345	447	792	2261	35.03 %
Oceola Township, Precinct 2	422	29	451	27	0	10	323	503	826	2472	33.41 %
Oceola Township, Precinct 3	452	27	479	23	0	3	279	464	743	2719	27.33 %
Oceola Township, Precinct 4	353	31	384	17	0	4	226	371	597	1773	33.67 %

**Board of Canvassers Statement of  
Votes Cast Report**

Run Time 12:40 PM  
Run Date 08/14/2018

**Livingston County, Michigan**

Primary Election, Tuesday, August 7, 2018

8/7/2018

Page 15 of 132

**Official results**

Registered Voters

49756 of 146507 = 33.96 %

Precincts Reporting

96 of 96 = 100.00 %

**Representative In Congress 8th District - REPUBLICAN - Vote for not more than 1**

Precinct	Mike Bishop	Lokesh Kumar	Cast Votes	Undervotes	Overvotes	Invalid Votes	Absentee Voting Ballots Cast	Election Day Voting Ballots Cast	Total Ballots Cast	Registered Voters	Turnout Percentage
Oceola Township, Precinct 5	322	14	336	13	0	3	292	204	496	1160	42.76 %
Putnam Township, Precinct 1	257	21	278	14	0	1	179	330	509	1356	37.54 %
Putnam Township, Precinct 2	408	33	441	26	1	2	296	418	714	1952	36.58 %
Putnam Township, Precinct 3	238	20	258	12	0	3	146	355	501	1599	31.33 %
Putnam Township, Precinct 4	281	22	303	13	0	4	248	273	521	1249	41.71 %
Tyrone Township, Precinct 1	368	21	389	13	0	4	0	630	630	2332	27.02 %
Tyrone Township, Precinct 2	381	12	393	20	1	0	0	722	722	2286	31.58 %
Tyrone Township, Precinct 3	422	19	441	13	0	7	0	705	705	2161	32.62 %
Tyrone Township, Precinct 4	342	28	370	20	0	8	0	584	584	1956	29.86 %
Unadilla Township, Precinct 1	380	29	409	17	0	2	0	736	736	2503	29.40 %
<b>Totals</b>	<b>27011</b>	<b>1887</b>	<b>28898</b>	<b>1305</b>	<b>8</b>	<b>374</b>	<b>16300</b>	<b>33456</b>	<b>49756</b>	<b>146507</b>	<b>33.96 %</b>



**Board of Canvassers Statement of  
Votes Cast Report**

Run Time 12:40 PM  
Run Date 08/14/2018

**Livingston County, Michigan**

Primary Election, Tuesday, August 7, 2018

8/7/2018

Page 16 of 132

**Official results**

Registered Voters  
49756 of 146507 = 33.96 %  
Precincts Reporting  
96 of 96 = 100.00 %

**State Senator 22nd District - REPUBLICAN - Vote for not more than 1**

Precinct	Joseph Converse Marinaro	Lana Theis	Cast Votes	Undervotes	Overvotes	Invalid Votes	Absentee Voting Ballots Cast	Election Day Voting Ballots Cast	Total Ballots Cast	Registered Voters	Turnout Percentage
City of Brighton, Precinct 1	48	223	271	33	0	2	227	394	621	1768	35.12 %
City of Brighton, Precinct 2	47	176	223	31	1	10	208	321	529	1423	37.17 %
City of Brighton, Precinct 3	67	271	338	41	0	15	290	454	744	1603	46.41 %
City of Brighton, Precinct 4	61	292	353	42	0	8	359	326	685	1167	58.70 %
City of Howell, Precinct 1	75	276	351	52	0	6	213	484	697	2347	29.70 %
City of Howell, Precinct 2	57	142	199	25	0	2	92	407	499	2117	23.57 %
City of Howell, Precinct 3	94	295	389	44	0	5	229	560	789	2473	31.90 %
Brighton Charter Township, Precinct 1	53	347	400	37	0	5	289	398	687	1752	39.21 %
Brighton Charter Township, Precinct 2	39	208	247	19	0	4	156	280	436	1492	29.22 %
Brighton Charter Township, Precinct 3	57	324	381	19	0	7	297	382	679	1599	42.46 %
Brighton Charter Township, Precinct 4	49	244	293	20	0	4	158	346	504	1449	34.78 %
Brighton Charter Township, Precinct 5	30	123	153	16	0	3	78	225	303	1001	30.27 %
Brighton Charter Township, Precinct 6	74	368	442	43	0	4	242	540	782	2154	36.30 %
Brighton Charter Township, Precinct 7	72	321	393	33	0	5	246	414	660	1833	36.01 %
Brighton Charter Township, Precinct 8	37	247	284	18	1	1	163	310	473	1203	39.32 %
Brighton Charter Township, Precinct 9	79	445	524	31	0	14	354	566	920	2468	37.28 %
Cohoctah Township, Precinct 1	168	337	505	64	0	5	0	833	833	2575	32.35 %

**Board of Canvassers Statement of  
Votes Cast Report**

Run Time 12:40 PM  
Run Date 08/14/2018

**Livingston County, Michigan**

Primary Election, Tuesday, August 7, 2018

8/7/2018  
Page 17 of 132

**Official results**

Registered Voters  
49756 of 146507 = 33.96 %  
Precincts Reporting  
96 of 96 = 100.00 %

**State Senator 22nd District - REPUBLICAN - Vote for not more than 1**

Precinct	Joseph Converse Marinaro	Lana Theis	Cast Votes	Undervotes	Overvotes	Invalid Votes	Absentee Voting Ballots Cast	Election Day Voting Ballots Cast	Total Ballots Cast	Registered Voters	Turnout Percentage
Conway Township, Precinct 1	92	369	461	69	0	9	0	799	799	2562	31.19 %
Deerfield Township, Precinct 1	88	171	259	37	0	8	178	295	473	1575	30.03 %
Deerfield Township, Precinct 2	83	276	359	51	0	6	173	390	563	1750	32.17 %
Genoa Charter Township, Precinct 1	54	229	283	23	0	6	198	349	547	1768	30.94 %
Genoa Charter Township, Precinct 2	15	110	125	5	0	0	77	162	239	1423	16.80 %
Genoa Charter Township, Precinct 3	69	252	321	19	0	2	262	319	581	1603	36.24 %
Genoa Charter Township, Precinct 4	43	237	280	12	0	0	200	338	538	1167	46.10 %
Genoa Charter Township, Precinct 5	36	194	230	15	0	0	134	242	376	1032	36.43 %
Genoa Charter Township, Precinct 6	103	533	636	41	0	7	543	439	982	2307	42.57 %
Genoa Charter Township, Precinct 7	26	171	197	11	0	1	142	192	334	899	37.15 %
Genoa Charter Township, Precinct 8	45	339	384	30	0	3	311	279	590	1342	43.96 %
Genoa Charter Township, Precinct 9	59	244	303	28	1	5	242	263	505	1515	33.33 %
Genoa Charter Township, Precinct 10	57	273	330	29	0	2	246	297	543	1457	37.27 %
Genoa Charter Township, Precinct 11	25	78	103	11	0	0	71	128	199	694	28.67 %
Genoa Charter Township, Precinct 12	8	34	42	5	0	0	18	45	63	154	40.91 %
Genoa Charter Township, Precinct 13	35	104	139	15	0	2	133	124	257	745	34.50 %

**Board of Canvassers Statement of  
Votes Cast Report**

Run Time 12:40 PM  
Run Date 08/14/2018

**Livingston County, Michigan**

Primary Election, Tuesday, August 7, 2018

8/7/2018

Page 18 of 132

**Official results**

Registered Voters  
49756 of 146507 = 33.96 %  
Precincts Reporting  
96 of 96 = 100.00 %

**State Senator 22nd District - REPUBLICAN - Vote for not more than 1**

Precinct	Joseph Converse Marinaro	Lana Theis	Cast Votes	Undervotes	Overvotes	Invalid Votes	Absentee Voting Ballots Cast	Election Day Voting Ballots Cast	Total Ballots Cast	Registered Voters	Turnout Percentage
Green Oak Charter Township, Precinct 1	81	220	301	42	1	4	236	379	615	2075	29.64 %
Green Oak Charter Township, Precinct 2	53	239	292	19	0	2	160	390	550	1581	34.79 %
Green Oak Charter Township, Precinct 3	72	281	353	32	0	7	263	451	714	2041	34.98 %
Green Oak Charter Township, Precinct 4	76	328	404	48	0	2	300	422	722	2075	34.80 %
Green Oak Charter Township, Precinct 5	73	273	346	28	0	5	264	325	589	1581	37.25 %
Green Oak Charter Township, Precinct 6	146	278	424	56	0	9	395	366	761	2075	36.67 %
Green Oak Charter Township, Precinct 7	31	133	164	8	0	2	140	189	329	1581	20.81 %
Green Oak Charter Township, Precinct 8	59	195	254	20	0	2	163	312	475	1476	32.18 %
Green Oak Charter Township, Precinct 9	36	183	219	24	0	0	176	249	425	1073	39.61 %
Hamburg Township, Precinct 1	104	418	522	42	1	4	263	726	989	2765	35.77 %
Hamburg Township, Precinct 2	77	311	388	35	0	12	212	609	821	2073	39.60 %
Hamburg Township, Precinct 3	97	298	395	53	0	6	280	575	855	2393	35.73 %
Hamburg Township, Precinct 4	88	309	397	55	0	2	263	629	892	2168	41.14 %
Hamburg Township, Precinct 5	103	257	360	49	0	3	208	547	755	1960	38.52 %
Hamburg Township, Precinct 6	96	380	476	55	0	5	395	642	1037	2655	39.06 %
Hamburg Township, Precinct 7	74	262	336	36	0	4	226	463	689	1526	45.15 %
Hamburg Township, Precinct 8	49	222	271	16	0	2	135	403	538	1333	40.36 %

**Board of Canvassers Statement of  
Votes Cast Report**

Run Time 12:40 PM  
Run Date 08/14/2018

**Livingston County, Michigan**

Primary Election, Tuesday, August 7, 2018

8/7/2018

Page 19 of 132

**Official results**

Registered Voters

49756 of 146507 = 33.96 %

Precincts Reporting

96 of 96 = 100.00 %

**State Senator 22nd District - REPUBLICAN - Vote for not more than 1**

Precinct	Joseph Converse Marinaro	Lana Theis	Cast Votes	Undervotes	Overvotes	Invalid Votes	Absentee Voting Ballots Cast	Election Day Voting Ballots Cast	Total Ballots Cast	Registered Voters	Turnout Percentage
Handy Township, Precinct 1	64	196	260	21	0	4	88	348	436	1563	27.90 %
Handy Township, Precinct 2	56	206	262	36	0	2	109	344	453	2036	22.25 %
Handy Township, Precinct 3	96	249	345	37	0	6	122	459	581	2365	24.57 %
Hartland Township, Precinct 1	117	338	455	64	0	7	300	486	786	2259	34.79 %
Hartland Township, Precinct 2	107	259	366	46	0	8	156	486	642	2450	26.20 %
Hartland Township, Precinct 3	109	367	476	65	0	8	295	537	832	2696	30.86 %
Hartland Township, Precinct 4	101	312	413	57	0	3	185	515	700	2160	32.41 %
Hartland Township, Precinct 5	87	230	317	42	0	0	191	344	535	1684	31.77 %
Howell Township, Precinct 1	101	226	327	40	0	4	246	380	626	1882	33.26 %
Howell Township, Precinct 2	83	254	337	51	1	2	201	448	649	1953	33.23 %
Howell Township, Precinct 3	81	172	253	29	0	3	172	280	452	1726	26.19 %
Iosco Township, Precinct 1	59	179	238	33	0	1	0	367	367	1237	29.67 %
Iosco Township, Precinct 2	74	212	286	28	0	5	0	476	476	1590	29.94 %
Marion Township, Precinct 1	90	322	412	58	0	3	317	383	700	2188	31.99 %
Marion Township, Precinct 2	114	376	490	62	0	3	355	492	847	2358	35.92 %
Marion Township, Precinct 3	71	262	333	44	0	2	286	292	578	1533	37.70 %
Marion Township, Precinct 4	127	400	527	62	0	3	335	499	834	2200	37.91 %
Oceola Township, Precinct 1	106	335	441	43	0	3	345	447	792	2261	35.03 %
Oceola Township, Precinct 2	110	299	409	69	0	8	323	503	826	2472	33.41 %
Oceola Township, Precinct 3	115	333	448	54	0	3	279	464	743	2719	27.33 %
Oceola Township, Precinct 4	106	239	345	55	1	3	226	371	597	1773	33.67 %

**Board of Canvassers Statement of  
Votes Cast Report**

Run Time 12:40 PM  
Run Date 08/14/2018

**Livingston County, Michigan**

Primary Election, Tuesday, August 7, 2018

8/7/2018

Page 20 of 132

**Official results**

Registered Voters

49756 of 146507 = 33.96 %

Precincts Reporting

96 of 96 = 100.00 %

**State Senator 22nd District - REPUBLICAN - Vote for not more than 1**

Precinct	Joseph Converse Marinaro	Lana Theis	Cast Votes	Undervotes	Overvotes	Invalid Votes	Absentee Voting Ballots Cast	Election Day Voting Ballots Cast	Total Ballots Cast	Registered Voters	Turnout Percentage
Oceola Township, Precinct 5	63	247	310	39	0	4	292	204	496	1160	42.76 %
Putnam Township, Precinct 1	50	215	265	27	0	2	179	330	509	1356	37.54 %
Putnam Township, Precinct 2	89	332	421	47	0	2	296	418	714	1952	36.58 %
Putnam Township, Precinct 3	49	203	252	18	0	3	146	355	501	1599	31.33 %
Putnam Township, Precinct 4	60	233	293	23	0	3	248	273	521	1249	41.71 %
Tyrone Township, Precinct 1	116	241	357	45	0	3	0	630	630	2332	27.02 %
Tyrone Township, Precinct 2	119	235	354	59	1	0	0	722	722	2286	31.58 %
Tyrone Township, Precinct 3	133	274	407	47	0	4	0	705	705	2161	32.62 %
Tyrone Township, Precinct 4	82	260	342	48	0	6	0	584	584	1956	29.86 %
Unadilla Township, Precinct 1	140	243	383	43	0	2	0	736	736	2503	29.40 %
<b>Totals</b>	<b>6135</b>	<b>21089</b>	<b>27224</b>	<b>2979</b>	<b>8</b>	<b>332</b>	<b>16300</b>	<b>33456</b>	<b>49756</b>	<b>146507</b>	<b>33.96 %</b>

**Board of Canvassers Statement of  
Votes Cast Report**

Run Time 12:40 PM  
Run Date 08/14/2018

**Livingston County, Michigan**

Primary Election, Tuesday, August 7, 2018

8/7/2018

Page 21 of 132

**Official results**

**Registered Voters**

49756 of 146507 = 33.96 %

**Precincts Reporting**

96 of 96 = 100.00 %

**Representative In State Legislature 42nd District - REPUBLICAN - Vote for not more than 1**

Precinct	Ann Bollin	Cast Votes	Undervotes	Overvotes	Invalid Votes	Absentee Voting Ballots Cast	Election Day Voting Ballots Cast	Total Ballots Cast	Registered Voters	Turnout Percentage
City of Brighton, Precinct 1	232	232	71	1	2	227	394	621	1768	35.12 %
City of Brighton, Precinct 2	201	201	54	0	11	208	321	529	1423	37.17 %
City of Brighton, Precinct 3	288	288	91	0	13	290	454	744	1603	46.41 %
City of Brighton, Precinct 4	303	303	92	0	8	359	326	685	1167	58.70 %
Brighton Charter Township, Precinct 1	362	362	75	0	5	289	398	687	1752	39.21 %
Brighton Charter Township, Precinct 2	221	221	45	0	4	156	280	436	1492	29.22 %
Brighton Charter Township, Precinct 3	331	331	69	0	5	297	382	679	1599	42.46 %
Brighton Charter Township, Precinct 4	257	257	56	0	4	158	346	504	1449	34.78 %
Brighton Charter Township, Precinct 5	144	144	25	0	2	78	225	303	1001	30.27 %
Brighton Charter Township, Precinct 6	385	385	100	0	3	242	540	782	2154	36.30 %
Brighton Charter Township, Precinct 7	352	352	74	0	4	246	414	660	1833	36.01 %
Brighton Charter Township, Precinct 8	232	232	71	0	1	163	310	473	1203	39.32 %
Brighton Charter Township, Precinct 9	453	453	102	0	9	354	566	920	2468	37.28 %
Genoa Charter Township, Precinct 1	258	258	48	0	6	198	349	547	1768	30.94 %
Genoa Charter Township, Precinct 2	106	106	24	0	0	77	162	239	1423	16.80 %
Genoa Charter Township, Precinct 3	286	286	54	0	0	262	319	581	1603	36.24 %

**Board of Canvassers Statement of  
Votes Cast Report**

Run Time 12:40 PM  
Run Date 08/14/2018

**Livingston County, Michigan**

Primary Election, Tuesday, August 7, 2018

8/7/2018

Page 22 of 132

**Official results**

Registered Voters

49756 of 146507 = 33.96 %

Precincts Reporting

96 of 96 = 100.00 %

**Representative In State Legislature 42nd District - REPUBLICAN - Vote for not more than 1**

Precinct	Ann Bollin	Cast Votes	Undervotes	Overvotes	Invalid Votes	Absentee Voting Ballots Cast	Election Day Voting Ballots Cast	Total Ballots Cast	Registered Voters	Turnout Percentage
Genoa Charter Township, Precinct 4	241	241	51	0	0	200	338	538	1167	46.10 %
Genoa Charter Township, Precinct 5	194	194	51	0	0	134	242	376	1032	36.43 %
Genoa Charter Township, Precinct 6	555	555	122	0	5	543	439	982	2307	42.57 %
Genoa Charter Township, Precinct 7	168	168	40	0	1	142	192	334	899	37.15 %
Genoa Charter Township, Precinct 8	351	351	62	1	1	311	279	590	1342	43.96 %
Genoa Charter Township, Precinct 9	258	258	74	0	3	242	263	505	1515	33.33 %
Genoa Charter Township, Precinct 10	273	273	86	0	3	246	297	543	1457	37.27 %
Genoa Charter Township, Precinct 11	83	83	31	0	1	71	128	199	694	28.67 %
Genoa Charter Township, Precinct 12	35	35	12	0	0	18	45	63	154	40.91 %
Genoa Charter Township, Precinct 13	120	120	34	0	1	133	124	257	745	34.50 %
Green Oak Charter Township, Precinct 1	281	281	63	0	3	236	379	615	2075	29.64 %
Green Oak Charter Township, Precinct 2	266	266	45	0	0	160	390	550	1581	34.79 %
Green Oak Charter Township, Precinct 3	294	294	91	0	4	263	451	714	2041	34.98 %
Green Oak Charter Township, Precinct 4	339	339	113	0	3	300	422	722	2075	34.80 %
Green Oak Charter Township, Precinct 5	312	312	62	0	3	264	325	589	1581	37.25 %

**Board of Canvassers Statement of  
Votes Cast Report**

Run Time 12:40 PM  
Run Date 08/14/2018

**Livingston County, Michigan**

Primary Election, Tuesday, August 7, 2018

8/7/2018

Page 23 of 132

**Official results**

Registered Voters  
49756 of 146507 = 33.96 %  
Precincts Reporting  
96 of 96 = 100.00 %

**Representative In State Legislature 42nd District - REPUBLICAN - Vote for not more than 1**

Precinct	Ann Bollin	Cast Votes	Undervotes	Overvotes	Invalid Votes	Absentee Voting Ballots Cast	Election Day Voting Ballots Cast	Total Ballots Cast	Registered Voters	Turnout Percentage
Green Oak Charter Township, Precinct 6	372	372	107	1	6	395	366	761	2075	36.67 %
Green Oak Charter Township, Precinct 7	142	142	30	0	2	140	189	329	1581	20.81 %
Green Oak Charter Township, Precinct 8	225	225	49	0	1	163	312	475	1476	32.18 %
Green Oak Charter Township, Precinct 9	191	191	52	0	0	176	249	425	1073	39.61 %
Hamburg Township, Precinct 1	443	443	122	0	4	263	726	989	2765	35.77 %
Hamburg Township, Precinct 2	337	337	86	0	7	212	609	821	2073	39.60 %
Hamburg Township, Precinct 3	343	343	105	0	2	280	575	855	2393	35.73 %
Hamburg Township, Precinct 4	327	327	125	0	1	263	629	892	2168	41.14 %
Hamburg Township, Precinct 5	308	308	101	0	5	208	547	755	1960	38.52 %
Hamburg Township, Precinct 6	408	408	123	0	5	395	642	1037	2655	39.06 %
Hamburg Township, Precinct 7	290	290	82	0	3	226	463	689	1526	45.15 %
Hamburg Township, Precinct 8	242	242	45	0	1	135	403	538	1333	40.36 %
Putnam Township, Precinct 1	224	224	68	0	0	179	330	509	1356	37.54 %
Putnam Township, Precinct 2	348	348	120	0	2	296	418	714	1952	36.58 %
Putnam Township, Precinct 3	211	211	59	0	3	146	355	501	1599	31.33 %
Putnam Township, Precinct 4	248	248	68	0	2	248	273	521	1249	41.71 %
<b>Totals</b>	<b>12840</b>	<b>12840</b>	<b>3330</b>	<b>3</b>	<b>149</b>	<b>10592</b>	<b>17186</b>	<b>27778</b>	<b>75605</b>	<b>36.74 %</b>



**Board of Canvassers Statement of  
Votes Cast Report**

Run Time 12:40 PM  
Run Date 08/14/2018

**Livingston County, Michigan**

Primary Election, Tuesday, August 7, 2018

8/7/2018

Page 24 of 132

**Official results**

Registered Voters

49756 of 146507 = 33.96 %

Precincts Reporting

96 of 96 = 100.00 %

**Representative In State Legislature 47th District - REPUBLICAN - Vote for not more than 1**

Precinct	Hank Vaupel	Cast Votes	Undervotes	Overvotes	Invalid Votes	Absentee Voting Ballots Cast	Election Day Voting Ballots Cast	Total Ballots Cast	Registered Voters	Turnout Percentage
City of Howell, Precinct 1	327	327	76	0	5	213	484	697	2347	29.70 %
City of Howell, Precinct 2	174	174	50	0	3	92	407	499	2117	23.57 %
City of Howell, Precinct 3	364	364	68	1	6	229	560	789	2473	31.90 %
Cohoctah Township, Precinct 1	484	484	85	0	6	0	833	833	2575	32.35 %
Conway Township, Precinct 1	474	474	56	0	18	0	799	799	2562	31.19 %
Deerfield Township, Precinct 1	230	230	66	0	6	178	295	473	1575	30.03 %
Deerfield Township, Precinct 2	339	339	71	0	6	173	390	563	1750	32.17 %
Handy Township, Precinct 1	256	256	25	0	5	88	348	436	1563	27.90 %
Handy Township, Precinct 2	265	265	33	0	2	109	344	453	2036	22.25 %
Handy Township, Precinct 3	354	354	28	0	8	122	459	581	2365	24.57 %
Hartland Township, Precinct 1	417	417	102	0	4	300	486	786	2259	34.79 %
Hartland Township, Precinct 2	331	331	81	0	5	156	486	642	2450	26.20 %
Hartland Township, Precinct 3	435	435	106	0	6	295	537	832	2696	30.86 %
Hartland Township, Precinct 4	375	375	95	0	2	185	515	700	2160	32.41 %
Hartland Township, Precinct 5	280	280	79	0	2	191	344	535	1684	31.77 %
Howell Township, Precinct 1	315	315	52	0	7	246	380	626	1882	33.26 %
Howell Township, Precinct 2	330	330	59	0	3	201	448	649	1953	33.23 %
Howell Township, Precinct 3	250	250	32	0	3	172	280	452	1726	26.19 %
Iosco Township, Precinct 1	231	231	40	0	1	0	367	367	1237	29.67 %
Iosco Township, Precinct 2	277	277	37	0	6	0	476	476	1590	29.94 %
Marion Township, Precinct 1	392	392	78	0	3	317	383	700	2188	31.99 %

**Board of Canvassers Statement of  
Votes Cast Report**

Run Time 12:40 PM  
Run Date 08/14/2018

**Livingston County, Michigan**

Primary Election, Tuesday, August 7, 2018

8/7/2018

Page 25 of 132

**Official results**

Registered Voters

49756 of 146507 = 33.96 %

Precincts Reporting

96 of 96 = 100.00 %

**Representative In State Legislature 47th District - REPUBLICAN - Vote for not more than 1**

Precinct	Hank Vaupel	Cast Votes	Undervotes	Overvotes	Invalid Votes	Absentee Voting Ballots Cast	Election Day Voting Ballots Cast	Total Ballots Cast	Registered Voters	Turnout Percentage
Marion Township, Precinct 2	455	455	97	0	2	355	492	847	2358	35.92 %
Marion Township, Precinct 3	317	317	60	0	1	286	292	578	1533	37.70 %
Marion Township, Precinct 4	453	453	136	0	4	335	499	834	2200	37.91 %
Oceola Township, Precinct 1	403	403	81	0	1	345	447	792	2261	35.03 %
Oceola Township, Precinct 2	380	380	98	0	9	323	503	826	2472	33.41 %
Oceola Township, Precinct 3	412	412	89	1	2	279	464	743	2719	27.33 %
Oceola Township, Precinct 4	336	336	65	0	4	226	371	597	1773	33.67 %
Oceola Township, Precinct 5	281	281	68	0	3	292	204	496	1160	42.76 %
Tyrone Township, Precinct 1	333	333	69	0	3	0	630	630	2332	27.02 %
Tyrone Township, Precinct 2	331	331	83	0	0	0	722	722	2286	31.58 %
Tyrone Township, Precinct 3	378	378	76	0	3	0	705	705	2161	32.62 %
Tyrone Township, Precinct 4	320	320	70	0	3	0	584	584	1956	29.86 %
Unadilla Township, Precinct 1	339	339	87	0	2	0	736	736	2503	29.40 %
<b>Totals</b>	<b>11638</b>	<b>11638</b>	<b>2398</b>	<b>2</b>	<b>144</b>	<b>5708</b>	<b>16270</b>	<b>21978</b>	<b>70902</b>	<b>31.00 %</b>

**Board of Canvassers Statement of  
Votes Cast Report**

Run Time 12:40 PM  
Run Date 08/14/2018

**Livingston County, Michigan**

Primary Election, Tuesday, August 7, 2018

8/7/2018

Page 35 of 132

**Official results**

Registered Voters

49756 of 146507 = 33.96 %

Precincts Reporting

96 of 96 = 100.00 %

**Governor - DEMOCRATIC - Vote for not more than 1**

Precinct	Abdul El-Sayed	Shri Thanedar	Gretchen Whitmer	William Cobbs (W)	Cast Votes	Undervotes	Overvotes	Invalid Votes	Absentee Voting Ballots Cast	Election Day Voting Ballots Cast	Total Ballots Cast	Registered Voters	Turnout Percentage
City of Brighton, Precinct 1	100	38	161	0	299	1	0	10	227	394	621	1768	35.12 %
City of Brighton, Precinct 2	75	37	126	0	238	2	0	21	208	321	529	1423	37.17 %
City of Brighton, Precinct 3	102	17	203	0	322	1	0	19	290	454	744	1603	46.41 %
City of Brighton, Precinct 4	69	23	170	0	262	6	0	15	359	326	685	1167	58.70 %
City of Howell, Precinct 1	93	23	156	0	272	2	0	10	213	484	697	2347	29.70 %
City of Howell, Precinct 2	95	29	139	0	263	0	0	1	92	407	499	2117	23.57 %
City of Howell, Precinct 3	111	35	182	0	328	3	0	7	229	560	789	2473	31.90 %
Brighton Charter Township, Precinct 1	78	21	131	0	230	1	0	12	289	398	687	1752	39.21 %
Brighton Charter Township, Precinct 2	54	14	94	1	163	0	0	5	156	280	436	1492	29.22 %
Brighton Charter Township, Precinct 3	87	16	160	0	263	1	0	8	297	382	679	1599	42.46 %
Brighton Charter Township, Precinct 4	56	22	101	0	179	3	0	4	158	346	504	1449	34.78 %
Brighton Charter Township, Precinct 5	45	14	68	0	127	2	0	3	78	225	303	1001	30.27 %
Brighton Charter Township, Precinct 6	79	21	179	0	279	3	0	12	242	540	782	2154	36.30 %
Brighton Charter Township, Precinct 7	56	19	147	0	222	0	0	4	246	414	660	1833	36.01 %
Brighton Charter Township, Precinct 8	61	7	94	0	162	1	0	2	163	310	473	1203	39.32 %
Brighton Charter Township, Precinct 9	110	22	203	0	335	2	0	18	354	566	920	2468	37.28 %
Cohoctah Township, Precinct 1	47	31	155	0	233	2	0	12	0	833	833	2575	32.35 %

**Board of Canvassers Statement of  
Votes Cast Report**

Run Time 12:40 PM  
Run Date 08/14/2018

**Livingston County, Michigan**

Primary Election, Tuesday, August 7, 2018

8/7/2018

Page 36 of 132

**Official results**

Registered Voters  
49756 of 146507 = 33.96 %  
Precincts Reporting  
96 of 96 = 100.00 %

**Governor - DEMOCRATIC - Vote for not more than 1**

Precinct	Abdul El-Sayed	Shri Thanedar	Gretchen Whitmer	William Cobbs (W)	Cast Votes	Undervotes	Overvotes	Invalid Votes	Absentee Voting Ballots Cast	Election Day Voting Ballots Cast	Total Ballots Cast	Registered Voters	Turnout Percentage
Conway Township, Precinct 1	52	34	153	0	239	0	1	7	0	799	799	2562	31.19 %
Deerfield Township, Precinct 1	46	25	91	0	162	0	0	10	178	295	473	1575	30.03 %
Deerfield Township, Precinct 2	21	22	98	0	141	1	0	5	173	390	563	1750	32.17 %
Genoa Charter Township, Precinct 1	75	14	138	0	227	2	0	9	198	349	547	1768	30.94 %
Genoa Charter Township, Precinct 2	45	14	47	1	107	0	0	0	77	162	239	1423	16.80 %
Genoa Charter Township, Precinct 3	51	21	162	0	234	0	0	2	262	319	581	1603	36.24 %
Genoa Charter Township, Precinct 4	83	19	138	0	240	1	0	4	200	338	538	1167	46.10 %
Genoa Charter Township, Precinct 5	28	20	76	1	125	1	0	3	134	242	376	1032	36.43 %
Genoa Charter Township, Precinct 6	52	29	211	0	292	0	0	4	543	439	982	2307	42.57 %
Genoa Charter Township, Precinct 7	27	10	85	0	122	1	0	1	142	192	334	899	37.15 %
Genoa Charter Township, Precinct 8	45	16	109	0	170	0	0	5	311	279	590	1342	43.96 %
Genoa Charter Township, Precinct 9	40	17	109	0	166	0	0	3	242	263	505	1515	33.33 %
Genoa Charter Township, Precinct 10	59	11	105	0	175	0	0	4	246	297	543	1457	37.27 %
Genoa Charter Township, Precinct 11	23	14	44	0	81	0	0	1	71	128	199	694	28.67 %
Genoa Charter Township, Precinct 12	8	3	4	0	15	0	0	0	18	45	63	154	40.91 %
Genoa Charter Township, Precinct 13	28	17	50	0	95	1	0	4	133	124	257	745	34.50 %

**Board of Canvassers Statement of  
Votes Cast Report**

Run Time 12:40 PM  
Run Date 08/14/2018

**Livingston County, Michigan**

Primary Election, Tuesday, August 7, 2018

8/7/2018

Page 37 of 132

**Official results**

Registered Voters

49756 of 146507 = 33.96 %

Precincts Reporting

96 of 96 = 100.00 %

**Governor - DEMOCRATIC - Vote for not more than 1**

Precinct	Abdul El-Sayed	Shri Thanedar	Gretchen Whitmer	William Cobbs (W)	Cast Votes	Undervotes	Overvotes	Invalid Votes	Absentee Voting Ballots Cast	Election Day Voting Ballots Cast	Total Ballots Cast	Registered Voters	Turnout Percentage
Green Oak Charter Township, Precinct 1	80	31	148	0	259	0	0	5	236	379	615	2075	29.64 %
Green Oak Charter Township, Precinct 2	84	24	124	0	232	2	0	2	160	390	550	1581	34.79 %
Green Oak Charter Township, Precinct 3	90	23	194	0	307	1	1	10	263	451	714	2041	34.98 %
Green Oak Charter Township, Precinct 4	58	30	169	0	257	0	0	6	300	422	722	2075	34.80 %
Green Oak Charter Township, Precinct 5	54	17	135	0	206	0	0	3	264	325	589	1581	37.25 %
Green Oak Charter Township, Precinct 6	64	13	191	0	268	0	0	4	395	366	761	2075	36.67 %
Green Oak Charter Township, Precinct 7	38	19	90	0	147	5	0	2	140	189	329	1581	20.81 %
Green Oak Charter Township, Precinct 8	67	11	115	0	193	1	0	2	163	312	475	1476	32.18 %
Green Oak Charter Township, Precinct 9	39	16	118	0	173	3	0	1	176	249	425	1073	39.61 %
Hamburg Township, Precinct 1	130	19	260	0	409	3	0	3	263	726	989	2765	35.77 %
Hamburg Township, Precinct 2	140	33	197	0	370	2	1	12	212	609	821	2073	39.60 %
Hamburg Township, Precinct 3	100	41	246	0	387	2	0	5	280	575	855	2393	35.73 %
Hamburg Township, Precinct 4	135	48	233	0	416	6	0	8	263	629	892	2168	41.14 %
Hamburg Township, Precinct 5	144	31	157	0	332	1	0	3	208	547	755	1960	38.52 %
Hamburg Township, Precinct 6	122	41	317	0	480	5	1	3	395	642	1037	2655	39.06 %
Hamburg Township, Precinct 7	98	30	176	0	304	1	0	1	226	463	689	1526	45.15 %
Hamburg Township, Precinct 8	89	33	116	0	238	2	1	5	135	403	538	1333	40.36 %

**Board of Canvassers Statement of  
Votes Cast Report**

Run Time 12:40 PM  
Run Date 08/14/2018

**Livingston County, Michigan**

Primary Election, Tuesday, August 7, 2018

8/7/2018

Page 38 of 132

**Official results**

Registered Voters

49756 of 146507 = 33.96 %

Precincts Reporting

96 of 96 = 100.00 %

**Governor - DEMOCRATIC - Vote for not more than 1**

Precinct	Abdul El-Sayed	Shri Thanedar	Gretchen Whitmer	William Cobbs (W)	Cast Votes	Undervotes	Overvotes	Invalid Votes	Absentee Voting Ballots Cast	Election Day Voting Ballots Cast	Total Ballots Cast	Registered Voters	Turnout Percentage
Handy Township, Precinct 1	47	21	79	0	147	0	0	2	88	348	436	1563	27.90 %
Handy Township, Precinct 2	43	28	72	0	143	0	0	8	109	344	453	2036	22.25 %
Handy Township, Precinct 3	43	17	124	0	184	1	0	8	122	459	581	2365	24.57 %
Hartland Township, Precinct 1	67	14	169	0	250	1	0	7	300	486	786	2259	34.79 %
Hartland Township, Precinct 2	75	15	128	0	218	0	0	9	156	486	642	2450	26.20 %
Hartland Township, Precinct 3	65	28	183	0	276	0	0	9	295	537	832	2696	30.86 %
Hartland Township, Precinct 4	70	11	138	0	219	1	0	6	185	515	700	2160	32.41 %
Hartland Township, Precinct 5	54	15	101	0	170	2	0	2	191	344	535	1684	31.77 %
Howell Township, Precinct 1	55	32	152	0	239	0	1	5	246	380	626	1882	33.26 %
Howell Township, Precinct 2	58	23	164	0	245	3	0	4	201	448	649	1953	33.23 %
Howell Township, Precinct 3	45	19	100	0	164	1	0	2	172	280	452	1726	26.19 %
Iosco Township, Precinct 1	20	6	60	0	86	1	0	5	0	367	367	1237	29.67 %
Iosco Township, Precinct 2	39	14	93	0	146	1	0	7	0	476	476	1590	29.94 %
Marion Township, Precinct 1	51	21	141	0	213	1	0	11	317	383	700	2188	31.99 %
Marion Township, Precinct 2	78	33	169	0	280	1	0	7	355	492	847	2358	35.92 %
Marion Township, Precinct 3	39	13	141	0	193	0	0	5	286	292	578	1533	37.70 %
Marion Township, Precinct 4	70	19	142	0	231	1	0	5	335	499	834	2200	37.91 %
Oceola Township, Precinct 1	84	30	177	0	291	3	0	8	345	447	792	2261	35.03 %
Oceola Township, Precinct 2	82	29	220	0	331	0	0	10	323	503	826	2472	33.41 %
Oceola Township, Precinct 3	77	26	127	0	230	1	0	2	279	464	743	2719	27.33 %
Oceola Township, Precinct 4	53	16	114	0	183	1	0	7	226	371	597	1773	33.67 %

**Board of Canvassers Statement of  
Votes Cast Report**

Run Time 12:40 PM  
Run Date 08/14/2018

**Livingston County, Michigan**

Primary Election, Tuesday, August 7, 2018

8/7/2018

Page 39 of 132

**Official results**

Registered Voters  
49756 of 146507 = 33.96 %  
Precincts Reporting  
96 of 96 = 100.00 %

**Governor - DEMOCRATIC - Vote for not more than 1**

Precinct	Abdul El-Sayed	Shri Thanedar	Gretchen Whitmer	William Cobbs (W)	Cast Votes	Undervotes	Overvotes	Invalid Votes	Absentee Voting Ballots Cast	Election Day Voting Ballots Cast	Total Ballots Cast	Registered Voters	Turnout Percentage
Oceola Township, Precinct 5	28	7	101	0	136	0	0	2	292	204	496	1160	42.76 %
Putnam Township, Precinct 1	58	25	124	0	207	2	0	3	179	330	509	1356	37.54 %
Putnam Township, Precinct 2	68	25	136	0	229	3	0	8	296	418	714	1952	36.58 %
Putnam Township, Precinct 3	89	20	111	0	220	0	0	5	146	355	501	1599	31.33 %
Putnam Township, Precinct 4	54	23	116	0	193	0	0	7	248	273	521	1249	41.71 %
Tyrone Township, Precinct 1	47	36	136	0	219	0	0	3	0	630	630	2332	27.02 %
Tyrone Township, Precinct 2	78	38	181	0	297	0	0	6	0	722	722	2286	31.58 %
Tyrone Township, Precinct 3	68	32	140	0	240	1	0	7	0	705	705	2161	32.62 %
Tyrone Township, Precinct 4	53	18	110	0	181	1	0	8	0	584	584	1956	29.86 %
Unadilla Township, Precinct 1	71	45	180	0	296	4	0	3	0	736	736	2503	29.40 %
<b>Totals</b>	<b>5362</b>	<b>1834</b>	<b>11204</b>	<b>3</b>	<b>18403</b>	<b>101</b>	<b>6</b>	<b>481</b>	<b>16300</b>	<b>33456</b>	<b>49756</b>	<b>146507</b>	<b>33.96 %</b>

**Board of Canvassers Statement of  
Votes Cast Report**

Run Time 12:40 PM  
Run Date 08/14/2018

**Livingston County, Michigan**

Primary Election, Tuesday, August 7, 2018

8/7/2018

Page 40 of 132

**Official results**

Registered Voters

49756 of 146507 = 33.96 %

Precincts Reporting

96 of 96 = 100.00 %

**United States Senator - DEMOCRATIC - Vote for not more than 1**

Precinct	Debbie Stabenow	Cast Votes	Undervotes	Overvotes	Invalid Votes	Absentee Voting Ballots Cast	Election Day Voting Ballots Cast	Total Ballots Cast	Registered Voters	Turnout Percentage
City of Brighton, Precinct 1	278	278	22	0	10	227	394	621	1768	35.12 %
City of Brighton, Precinct 2	218	218	22	0	17	208	321	529	1423	37.17 %
City of Brighton, Precinct 3	298	298	25	0	18	290	454	744	1603	46.41 %
City of Brighton, Precinct 4	244	244	24	0	14	359	326	685	1167	58.70 %
City of Howell, Precinct 1	254	254	20	0	11	213	484	697	2347	29.70 %
City of Howell, Precinct 2	237	237	26	0	3	92	407	499	2117	23.57 %
City of Howell, Precinct 3	298	298	32	1	8	229	560	789	2473	31.90 %
Brighton Charter Township, Precinct 1	212	212	19	0	8	289	398	687	1752	39.21 %
Brighton Charter Township, Precinct 2	149	149	14	0	3	156	280	436	1492	29.22 %
Brighton Charter Township, Precinct 3	247	247	17	0	7	297	382	679	1599	42.46 %
Brighton Charter Township, Precinct 4	168	168	14	0	2	158	346	504	1449	34.78 %
Brighton Charter Township, Precinct 5	114	114	15	0	4	78	225	303	1001	30.27 %
Brighton Charter Township, Precinct 6	258	258	24	0	7	242	540	782	2154	36.30 %
Brighton Charter Township, Precinct 7	203	203	19	0	7	246	414	660	1833	36.01 %
Brighton Charter Township, Precinct 8	146	146	17	0	3	163	310	473	1203	39.32 %
Brighton Charter Township, Precinct 9	304	304	33	0	16	354	566	920	2468	37.28 %
Cohoctah Township, Precinct 1	202	202	33	0	11	0	833	833	2575	32.35 %



**Board of Canvassers Statement of  
Votes Cast Report**

Run Time 12:40 PM  
Run Date 08/14/2018

**Livingston County, Michigan**

Primary Election, Tuesday, August 7, 2018

8/7/2018

Page 41 of 132

**Official results**

Registered Voters

49756 of 146507 = 33.96 %

Precincts Reporting

96 of 96 = 100.00 %

**United States Senator - DEMOCRATIC - Vote for not more than 1**

Precinct	Debbie Stabenow	Cast Votes	Undervotes	Overvotes	Invalid Votes	Absentee Voting Ballots Cast	Election Day Voting Ballots Cast	Total Ballots Cast	Registered Voters	Turnout Percentage
Conway Township, Precinct 1	222	222	18	0	11	0	799	799	2562	31.19 %
Deerfield Township, Precinct 1	143	143	19	0	9	178	295	473	1575	30.03 %
Deerfield Township, Precinct 2	132	132	10	0	5	173	390	563	1750	32.17 %
Genoa Charter Township, Precinct 1	223	223	6	0	4	198	349	547	1768	30.94 %
Genoa Charter Township, Precinct 2	97	97	10	0	0	77	162	239	1423	16.80 %
Genoa Charter Township, Precinct 3	216	216	18	0	3	262	319	581	1603	36.24 %
Genoa Charter Township, Precinct 4	214	214	27	0	4	200	338	538	1167	46.10 %
Genoa Charter Township, Precinct 5	115	115	11	0	3	134	242	376	1032	36.43 %
Genoa Charter Township, Precinct 6	271	271	21	0	5	543	439	982	2307	42.57 %
Genoa Charter Township, Precinct 7	114	114	9	0	1	142	192	334	899	37.15 %
Genoa Charter Township, Precinct 8	152	152	18	0	3	311	279	590	1342	43.96 %
Genoa Charter Township, Precinct 9	157	157	9	0	4	242	263	505	1515	33.33 %
Genoa Charter Township, Precinct 10	159	159	16	0	5	246	297	543	1457	37.27 %
Genoa Charter Township, Precinct 11	76	76	5	0	1	71	128	199	694	28.67 %
Genoa Charter Township, Precinct 12	12	12	3	0	0	18	45	63	154	40.91 %
Genoa Charter Township, Precinct 13	89	89	7	0	4	133	124	257	745	34.50 %

**Board of Canvassers Statement of  
Votes Cast Report**

Run Time 12:40 PM  
Run Date 08/14/2018

**Livingston County, Michigan**

Primary Election, Tuesday, August 7, 2018

8/7/2018

Page 42 of 132

**Official results**

Registered Voters

49756 of 146507 = 33.96 %

Precincts Reporting

96 of 96 = 100.00 %

**United States Senator - DEMOCRATIC - Vote for not more than 1**

Precinct	Debbie Stabenow	Cast Votes	Undervotes	Overvotes	Invalid Votes	Absentee Voting Ballots Cast	Election Day Voting Ballots Cast	Total Ballots Cast	Registered Voters	Turnout Percentage
Green Oak Charter Township, Precinct 1	242	242	17	0	3	236	379	615	2075	29.64 %
Green Oak Charter Township, Precinct 2	213	213	21	0	3	160	390	550	1581	34.79 %
Green Oak Charter Township, Precinct 3	276	276	33	0	6	263	451	714	2041	34.98 %
Green Oak Charter Township, Precinct 4	225	225	32	0	5	300	422	722	2075	34.80 %
Green Oak Charter Township, Precinct 5	192	192	14	0	3	264	325	589	1581	37.25 %
Green Oak Charter Township, Precinct 6	251	251	17	0	3	395	366	761	2075	36.67 %
Green Oak Charter Township, Precinct 7	140	140	12	0	3	140	189	329	1581	20.81 %
Green Oak Charter Township, Precinct 8	179	179	15	0	2	163	312	475	1476	32.18 %
Green Oak Charter Township, Precinct 9	158	158	18	0	1	176	249	425	1073	39.61 %
Hamburg Township, Precinct 1	369	369	43	0	3	263	726	989	2765	35.77 %
Hamburg Township, Precinct 2	342	342	31	0	14	212	609	821	2073	39.60 %
Hamburg Township, Precinct 3	349	349	40	0	6	280	575	855	2393	35.73 %
Hamburg Township, Precinct 4	392	392	30	0	6	263	629	892	2168	41.14 %
Hamburg Township, Precinct 5	295	295	38	0	5	208	547	755	1960	38.52 %
Hamburg Township, Precinct 6	441	441	45	0	5	395	642	1037	2655	39.06 %
Hamburg Township, Precinct 7	283	283	22	0	2	226	463	689	1526	45.15 %
Hamburg Township, Precinct 8	217	217	24	0	4	135	403	538	1333	40.36 %

**Board of Canvassers Statement of  
Votes Cast Report**

Run Time 12:40 PM  
Run Date 08/14/2018

**Livingston County, Michigan**

Primary Election, Tuesday, August 7, 2018

8/7/2018

Page 43 of 132

**Official results**

Registered Voters  
49756 of 146507 = 33.96 %  
Precincts Reporting  
96 of 96 = 100.00 %

**United States Senator - DEMOCRATIC - Vote for not more than 1**

Precinct	Debbie Stabenow	Cast Votes	Undervotes	Overvotes	Invalid Votes	Absentee Voting Ballots Cast	Election Day Voting Ballots Cast	Total Ballots Cast	Registered Voters	Turnout Percentage
Handy Township, Precinct 1	132	132	15	0	5	88	348	436	1563	27.90 %
Handy Township, Precinct 2	121	121	22	0	6	109	344	453	2036	22.25 %
Handy Township, Precinct 3	167	167	18	0	5	122	459	581	2365	24.57 %
Hartland Township, Precinct 1	233	233	18	0	7	300	486	786	2259	34.79 %
Hartland Township, Precinct 2	194	194	24	0	8	156	486	642	2450	26.20 %
Hartland Township, Precinct 3	248	248	28	0	9	295	537	832	2696	30.86 %
Hartland Township, Precinct 4	200	200	20	0	7	185	515	700	2160	32.41 %
Hartland Township, Precinct 5	153	153	19	0	3	191	344	535	1684	31.77 %
Howell Township, Precinct 1	214	214	26	0	6	246	380	626	1882	33.26 %
Howell Township, Precinct 2	222	222	26	0	5	201	448	649	1953	33.23 %
Howell Township, Precinct 3	148	148	17	0	1	172	280	452	1726	26.19 %
Iosco Township, Precinct 1	77	77	10	0	5	0	367	367	1237	29.67 %
Iosco Township, Precinct 2	134	134	13	0	10	0	476	476	1590	29.94 %
Marion Township, Precinct 1	196	196	18	0	10	317	383	700	2188	31.99 %
Marion Township, Precinct 2	259	259	22	0	9	355	492	847	2358	35.92 %
Marion Township, Precinct 3	186	186	7	0	4	286	292	578	1533	37.70 %
Marion Township, Precinct 4	205	205	27	0	6	335	499	834	2200	37.91 %
Oceola Township, Precinct 1	270	270	24	0	5	345	447	792	2261	35.03 %
Oceola Township, Precinct 2	304	304	27	0	9	323	503	826	2472	33.41 %
Oceola Township, Precinct 3	203	203	28	0	1	279	464	743	2719	27.33 %
Oceola Township, Precinct 4	169	169	15	0	6	226	371	597	1773	33.67 %

**Board of Canvassers Statement of  
Votes Cast Report**

Run Time 12:40 PM  
Run Date 08/14/2018

**Livingston County, Michigan**

Primary Election, Tuesday, August 7, 2018

8/7/2018

Page 44 of 132

**Official results**

Registered Voters

49756 of 146507 = 33.96 %

Precincts Reporting

96 of 96 = 100.00 %

**United States Senator - DEMOCRATIC - Vote for not more than 1**

Precinct	Debbie Stabenow	Cast Votes	Undervotes	Overvotes	Invalid Votes	Absentee Voting Ballots Cast	Election Day Voting Ballots Cast	Total Ballots Cast	Registered Voters	Turnout Percentage
Oceola Township, Precinct 5	127	127	9	0	2	292	204	496	1160	42.76 %
Putnam Township, Precinct 1	200	200	9	0	5	179	330	509	1356	37.54 %
Putnam Township, Precinct 2	214	214	18	0	8	296	418	714	1952	36.58 %
Putnam Township, Precinct 3	211	211	9	0	1	146	355	501	1599	31.33 %
Putnam Township, Precinct 4	181	181	12	0	8	248	273	521	1249	41.71 %
Tyrone Township, Precinct 1	211	211	8	0	4	0	630	630	2332	27.02 %
Tyrone Township, Precinct 2	266	266	31	0	6	0	722	722	2286	31.58 %
Tyrone Township, Precinct 3	220	220	21	0	5	0	705	705	2161	32.62 %
Tyrone Township, Precinct 4	165	165	17	0	4	0	584	584	1956	29.86 %
Unadilla Township, Precinct 1	269	269	31	0	3	0	736	736	2503	29.40 %
<b>Totals</b>	<b>16885</b>	<b>16885</b>	<b>1624</b>	<b>1</b>	<b>458</b>	<b>16300</b>	<b>33456</b>	<b>49756</b>	<b>146507</b>	<b>33.96 %</b>

**Board of Canvassers Statement of  
Votes Cast Report**

Run Time 12:40 PM  
Run Date 08/14/2018

**Livingston County, Michigan**

Primary Election, Tuesday, August 7, 2018

8/7/2018

Page 45 of 132

**Official results**

Registered Voters

49756 of 146507 = 33.96 %

Precincts Reporting

96 of 96 = 100.00 %

**Representative In Congress 8th District - DEMOCRATIC - Vote for not more than 1**

Precinct	Elissa Slotkin	Chris Smith	Cast Votes	Undervotes	Overvotes	Invalid Votes	Absentee Voting Ballots Cast	Election Day Voting Ballots Cast	Total Ballots Cast	Registered Voters	Turnout Percentage
City of Brighton, Precinct 1	192	82	274	26	0	9	227	394	621	1768	35.12 %
City of Brighton, Precinct 2	155	55	210	28	2	14	208	321	529	1423	37.17 %
City of Brighton, Precinct 3	225	75	300	23	0	15	290	454	744	1603	46.41 %
City of Brighton, Precinct 4	163	80	243	25	0	10	359	326	685	1167	58.70 %
City of Howell, Precinct 1	193	67	260	14	0	10	213	484	697	2347	29.70 %
City of Howell, Precinct 2	171	68	239	24	0	3	92	407	499	2117	23.57 %
City of Howell, Precinct 3	213	88	301	30	0	5	229	560	789	2473	31.90 %
Brighton Charter Township, Precinct 1	158	56	214	16	1	9	289	398	687	1752	39.21 %
Brighton Charter Township, Precinct 2	107	40	147	16	0	3	156	280	436	1492	29.22 %
Brighton Charter Township, Precinct 3	166	74	240	22	2	6	297	382	679	1599	42.46 %
Brighton Charter Township, Precinct 4	115	48	163	19	0	3	158	346	504	1449	34.78 %
Brighton Charter Township, Precinct 5	73	40	113	16	0	3	78	225	303	1001	30.27 %
Brighton Charter Township, Precinct 6	168	89	257	25	0	9	242	540	782	2154	36.30 %
Brighton Charter Township, Precinct 7	145	60	205	17	0	5	246	414	660	1833	36.01 %
Brighton Charter Township, Precinct 8	111	43	154	9	0	2	163	310	473	1203	39.32 %
Brighton Charter Township, Precinct 9	219	86	305	31	1	15	354	566	920	2468	37.28 %
Cohoctah Township, Precinct 1	136	64	200	35	0	15	0	833	833	2575	32.35 %

**Board of Canvassers Statement of  
Votes Cast Report**

Run Time 12:40 PM  
Run Date 08/14/2018

**Livingston County, Michigan**

Primary Election, Tuesday, August 7, 2018

8/7/2018

Page 46 of 132

**Official results**

Registered Voters  
49756 of 146507 = 33.96 %  
Precincts Reporting  
96 of 96 = 100.00 %

**Representative In Congress 8th District - DEMOCRATIC - Vote for not more than 1**

Precinct	Elissa Slotkin	Chris Smith	Cast Votes	Undervotes	Overvotes	Invalid Votes	Absentee Voting Ballots Cast	Election Day Voting Ballots Cast	Total Ballots Cast	Registered Voters	Turnout Percentage
Conway Township, Precinct 1	143	76	219	20	1	13	0	799	799	2562	31.19 %
Deerfield Township, Precinct 1	103	48	151	11	0	7	178	295	473	1575	30.03 %
Deerfield Township, Precinct 2	88	39	127	15	0	4	173	390	563	1750	32.17 %
Genoa Charter Township, Precinct 1	151	66	217	12	0	5	198	349	547	1768	30.94 %
Genoa Charter Township, Precinct 2	52	42	94	12	1	0	77	162	239	1423	16.80 %
Genoa Charter Township, Precinct 3	150	68	218	16	0	1	262	319	581	1603	36.24 %
Genoa Charter Township, Precinct 4	154	65	219	22	0	4	200	338	538	1167	46.10 %
Genoa Charter Township, Precinct 5	74	37	111	15	0	3	134	242	376	1032	36.43 %
Genoa Charter Township, Precinct 6	196	80	276	16	0	1	543	439	982	2307	42.57 %
Genoa Charter Township, Precinct 7	78	33	111	12	0	1	142	192	334	899	37.15 %
Genoa Charter Township, Precinct 8	112	47	159	11	0	3	311	279	590	1342	43.96 %
Genoa Charter Township, Precinct 9	99	48	147	18	1	0	242	263	505	1515	33.33 %
Genoa Charter Township, Precinct 10	111	48	159	16	0	3	246	297	543	1457	37.27 %
Genoa Charter Township, Precinct 11	42	29	71	10	0	1	71	128	199	694	28.67 %
Genoa Charter Township, Precinct 12	10	4	14	1	0	0	18	45	63	154	40.91 %
Genoa Charter Township, Precinct 13	49	40	89	7	0	3	133	124	257	745	34.50 %

**Board of Canvassers Statement of  
Votes Cast Report**

Run Time 12:40 PM  
Run Date 08/14/2018

**Livingston County, Michigan**

Primary Election, Tuesday, August 7, 2018

8/7/2018

Page 47 of 132

**Official results**

**Registered Voters**

49756 of 146507 = 33.96 %

**Precincts Reporting**

96 of 96 = 100.00 %

**Representative In Congress 8th District - DEMOCRATIC - Vote for not more than 1**

Precinct	Elissa Slotkin	Chris Smith	Cast Votes	Undervotes	Overvotes	Invalid Votes	Absentee Voting Ballots Cast	Election Day Voting Ballots Cast	Total Ballots Cast	Registered Voters	Turnout Percentage
Green Oak Charter Township, Precinct 1	170	67	237	22	0	3	236	379	615	2075	29.64 %
Green Oak Charter Township, Precinct 2	143	72	215	19	0	0	160	390	550	1581	34.79 %
Green Oak Charter Township, Precinct 3	197	85	282	27	0	3	263	451	714	2041	34.98 %
Green Oak Charter Township, Precinct 4	176	56	232	25	0	6	300	422	722	2075	34.80 %
Green Oak Charter Township, Precinct 5	124	60	184	22	0	4	264	325	589	1581	37.25 %
Green Oak Charter Township, Precinct 6	164	76	240	28	0	3	395	366	761	2075	36.67 %
Green Oak Charter Township, Precinct 7	93	46	139	13	0	2	140	189	329	1581	20.81 %
Green Oak Charter Township, Precinct 8	132	49	181	13	0	1	163	312	475	1476	32.18 %
Green Oak Charter Township, Precinct 9	110	51	161	15	0	0	176	249	425	1073	39.61 %
Hamburg Township, Precinct 1	281	96	377	35	0	3	263	726	989	2765	35.77 %
Hamburg Township, Precinct 2	222	118	340	32	1	14	212	609	821	2073	39.60 %
Hamburg Township, Precinct 3	230	127	357	32	0	3	280	575	855	2393	35.73 %
Hamburg Township, Precinct 4	250	141	391	31	0	4	263	629	892	2168	41.14 %
Hamburg Township, Precinct 5	202	106	308	25	0	4	208	547	755	1960	38.52 %
Hamburg Township, Precinct 6	315	121	436	48	2	6	395	642	1037	2655	39.06 %
Hamburg Township, Precinct 7	198	92	290	15	0	2	226	463	689	1526	45.15 %
Hamburg Township, Precinct 8	129	86	215	25	1	2	135	403	538	1333	40.36 %

**Board of Canvassers Statement of  
Votes Cast Report**

Run Time 12:40 PM  
Run Date 08/14/2018

**Livingston County, Michigan**

Primary Election, Tuesday, August 7, 2018

8/7/2018

Page 48 of 132

**Official results**

Registered Voters

49756 of 146507 = 33.96 %

Precincts Reporting

96 of 96 = 100.00 %

**Representative In Congress 8th District - DEMOCRATIC - Vote for not more than 1**

Precinct	Elissa Slotkin	Chris Smith	Cast Votes	Undervotes	Overvotes	Invalid Votes	Absentee Voting Ballots Cast	Election Day Voting Ballots Cast	Total Ballots Cast	Registered Voters	Turnout Percentage
Handy Township, Precinct 1	89	40	129	18	0	6	88	348	436	1563	27.90 %
Handy Township, Precinct 2	83	45	128	14	1	6	109	344	453	2036	22.25 %
Handy Township, Precinct 3	108	60	168	17	0	4	122	459	581	2365	24.57 %
Hartland Township, Precinct 1	155	71	226	25	0	5	300	486	786	2259	34.79 %
Hartland Township, Precinct 2	154	40	194	23	1	6	156	486	642	2450	26.20 %
Hartland Township, Precinct 3	171	76	247	28	1	5	295	537	832	2696	30.86 %
Hartland Township, Precinct 4	139	58	197	23	0	5	185	515	700	2160	32.41 %
Hartland Township, Precinct 5	101	54	155	17	0	2	191	344	535	1684	31.77 %
Howell Township, Precinct 1	165	54	219	21	0	6	246	380	626	1882	33.26 %
Howell Township, Precinct 2	165	61	226	22	0	4	201	448	649	1953	33.23 %
Howell Township, Precinct 3	89	62	151	14	0	2	172	280	452	1726	26.19 %
Iosco Township, Precinct 1	44	30	74	13	0	4	0	367	367	1237	29.67 %
Iosco Township, Precinct 2	99	37	136	11	0	9	0	476	476	1590	29.94 %
Marion Township, Precinct 1	127	68	195	19	0	9	317	383	700	2188	31.99 %
Marion Township, Precinct 2	199	64	263	18	0	6	355	492	847	2358	35.92 %
Marion Township, Precinct 3	126	52	178	15	0	3	286	292	578	1533	37.70 %
Marion Township, Precinct 4	159	52	211	21	0	0	335	499	834	2200	37.91 %
Oceola Township, Precinct 1	194	81	275	18	1	4	345	447	792	2261	35.03 %
Oceola Township, Precinct 2	210	97	307	24	0	6	323	503	826	2472	33.41 %
Oceola Township, Precinct 3	143	64	207	24	0	1	279	464	743	2719	27.33 %
Oceola Township, Precinct 4	106	60	166	18	0	7	226	371	597	1773	33.67 %



**Board of Canvassers Statement of  
Votes Cast Report**

Run Time 12:40 PM  
Run Date 08/14/2018

**Livingston County, Michigan**

Primary Election, Tuesday, August 7, 2018

8/7/2018

Page 49 of 132

**Official results**

Registered Voters

49756 of 146507 = 33.96 %

Precincts Reporting

96 of 96 = 100.00 %

**Representative In Congress 8th District - DEMOCRATIC - Vote for not more than 1**

Precinct	Elissa Slotkin	Chris Smith	Cast Votes	Undervotes	Overvotes	Invalid Votes	Absentee Voting Ballots Cast	Election Day Voting Ballots Cast	Total Ballots Cast	Registered Voters	Turnout Percentage
Oceola Township, Precinct 5	91	30	121	15	0	1	292	204	496	1160	42.76 %
Putnam Township, Precinct 1	142	52	194	15	0	4	179	330	509	1356	37.54 %
Putnam Township, Precinct 2	129	90	219	13	0	5	296	418	714	1952	36.58 %
Putnam Township, Precinct 3	142	68	210	10	0	4	146	355	501	1599	31.33 %
Putnam Township, Precinct 4	110	65	175	18	0	4	248	273	521	1249	41.71 %
Tyrone Township, Precinct 1	148	61	209	9	1	3	0	630	630	2332	27.02 %
Tyrone Township, Precinct 2	200	75	275	22	0	6	0	722	722	2286	31.58 %
Tyrone Township, Precinct 3	156	63	219	22	0	5	0	705	705	2161	32.62 %
Tyrone Township, Precinct 4	119	43	162	20	0	5	0	584	584	1956	29.86 %
Unadilla Township, Precinct 1	178	96	274	25	1	3	0	736	736	2503	29.40 %
<b>Totals</b>	<b>11699</b>	<b>5203</b>	<b>16902</b>	<b>1589</b>	<b>19</b>	<b>385</b>	<b>16300</b>	<b>33456</b>	<b>49756</b>	<b>146507</b>	<b>33.96 %</b>

**Board of Canvassers Statement of  
Votes Cast Report**

Run Time 12:40 PM  
Run Date 08/14/2018

**Livingston County, Michigan**

Primary Election, Tuesday, August 7, 2018

8/7/2018

Page 50 of 132

**Official results**

Registered Voters  
49756 of 146507 = 33.96 %  
Precincts Reporting  
96 of 96 = 100.00 %

**State Senator 22nd District - DEMOCRATIC - Vote for not more than 1**

Precinct	Adam Dreher	Cast Votes	Undervotes	Overvotes	Invalid Votes	Absentee Voting Ballots Cast	Election Day Voting Ballots Cast	Total Ballots Cast	Registered Voters	Turnout Percentage
City of Brighton, Precinct 1	246	246	54	0	10	227	394	621	1768	35.12 %
City of Brighton, Precinct 2	183	183	56	1	15	208	321	529	1423	37.17 %
City of Brighton, Precinct 3	266	266	57	0	12	290	454	744	1603	46.41 %
City of Brighton, Precinct 4	208	208	60	0	10	359	326	685	1167	58.70 %
City of Howell, Precinct 1	221	221	53	0	7	213	484	697	2347	29.70 %
City of Howell, Precinct 2	226	226	37	0	2	92	407	499	2117	23.57 %
City of Howell, Precinct 3	271	271	60	0	3	229	560	789	2473	31.90 %
Brighton Charter Township, Precinct 1	192	192	39	0	7	289	398	687	1752	39.21 %
Brighton Charter Township, Precinct 2	136	136	27	0	3	156	280	436	1492	29.22 %
Brighton Charter Township, Precinct 3	215	215	49	0	5	297	382	679	1599	42.46 %
Brighton Charter Township, Precinct 4	154	154	28	0	2	158	346	504	1449	34.78 %
Brighton Charter Township, Precinct 5	100	100	29	0	2	78	225	303	1001	30.27 %
Brighton Charter Township, Precinct 6	226	226	56	0	8	242	540	782	2154	36.30 %
Brighton Charter Township, Precinct 7	184	184	37	1	5	246	414	660	1833	36.01 %
Brighton Charter Township, Precinct 8	130	130	33	0	1	163	310	473	1203	39.32 %
Brighton Charter Township, Precinct 9	265	265	72	0	14	354	566	920	2468	37.28 %
Cohoctah Township, Precinct 1	186	186	49	0	10	0	833	833	2575	32.35 %

**Board of Canvassers Statement of  
Votes Cast Report**

Run Time 12:40 PM  
Run Date 08/14/2018

**Livingston County, Michigan**

Primary Election, Tuesday, August 7, 2018

8/7/2018  
Page 51 of 132

**Official results**

Registered Voters  
49756 of 146507 = 33.96 %  
Precincts Reporting  
96 of 96 = 100.00 %

**State Senator 22nd District - DEMOCRATIC - Vote for not more than 1**

Precinct	Adam Dreher	Cast Votes	Undervotes	Overvotes	Invalid Votes	Absentee Voting Ballots Cast	Election Day Voting Ballots Cast	Total Ballots Cast	Registered Voters	Turnout Percentage
Conway Township, Precinct 1	206	206	34	0	9	0	799	799	2562	31.19 %
Deerfield Township, Precinct 1	134	134	28	0	8	178	295	473	1575	30.03 %
Deerfield Township, Precinct 2	119	119	23	0	4	173	390	563	1750	32.17 %
Genoa Charter Township, Precinct 1	205	205	24	0	4	198	349	547	1768	30.94 %
Genoa Charter Township, Precinct 2	87	87	20	0	0	77	162	239	1423	16.80 %
Genoa Charter Township, Precinct 3	194	194	40	0	1	262	319	581	1603	36.24 %
Genoa Charter Township, Precinct 4	192	192	49	0	2	200	338	538	1167	46.10 %
Genoa Charter Township, Precinct 5	106	106	20	0	3	134	242	376	1032	36.43 %
Genoa Charter Township, Precinct 6	246	246	46	0	2	543	439	982	2307	42.57 %
Genoa Charter Township, Precinct 7	99	99	24	0	0	142	192	334	899	37.15 %
Genoa Charter Township, Precinct 8	141	141	29	0	3	311	279	590	1342	43.96 %
Genoa Charter Township, Precinct 9	134	134	32	0	0	242	263	505	1515	33.33 %
Genoa Charter Township, Precinct 10	139	139	36	0	5	246	297	543	1457	37.27 %
Genoa Charter Township, Precinct 11	67	67	14	0	2	71	128	199	694	28.67 %
Genoa Charter Township, Precinct 12	12	12	3	0	0	18	45	63	154	40.91 %
Genoa Charter Township, Precinct 13	77	77	19	0	3	133	124	257	745	34.50 %

**Board of Canvassers Statement of  
Votes Cast Report**

Run Time 12:40 PM  
Run Date 08/14/2018

**Livingston County, Michigan**

Primary Election, Tuesday, August 7, 2018

8/7/2018

Page 52 of 132

**Official results**

Registered Voters

49756 of 146507 = 33.96 %

Precincts Reporting

96 of 96 = 100.00 %

**State Senator 22nd District - DEMOCRATIC - Vote for not more than 1**

Precinct	Adam Dreher	Cast Votes	Undervotes	Overvotes	Invalid Votes	Absentee Voting Ballots Cast	Election Day Voting Ballots Cast	Total Ballots Cast	Registered Voters	Turnout Percentage
Green Oak Charter Township, Precinct 1	221	221	38	0	3	236	379	615	2075	29.64 %
Green Oak Charter Township, Precinct 2	190	190	44	0	1	160	390	550	1581	34.79 %
Green Oak Charter Township, Precinct 3	240	240	69	0	5	263	451	714	2041	34.98 %
Green Oak Charter Township, Precinct 4	210	210	47	0	5	300	422	722	2075	34.80 %
Green Oak Charter Township, Precinct 5	172	172	34	0	1	264	325	589	1581	37.25 %
Green Oak Charter Township, Precinct 6	217	217	51	0	2	395	366	761	2075	36.67 %
Green Oak Charter Township, Precinct 7	125	125	27	0	3	140	189	329	1581	20.81 %
Green Oak Charter Township, Precinct 8	160	160	34	0	1	163	312	475	1476	32.18 %
Green Oak Charter Township, Precinct 9	144	144	32	0	1	176	249	425	1073	39.61 %
Hamburg Township, Precinct 1	314	314	98	0	2	263	726	989	2765	35.77 %
Hamburg Township, Precinct 2	306	306	67	0	8	212	609	821	2073	39.60 %
Hamburg Township, Precinct 3	326	326	63	0	2	280	575	855	2393	35.73 %
Hamburg Township, Precinct 4	360	360	62	0	4	263	629	892	2168	41.14 %
Hamburg Township, Precinct 5	274	274	59	0	3	208	547	755	1960	38.52 %
Hamburg Township, Precinct 6	401	401	85	0	6	395	642	1037	2655	39.06 %
Hamburg Township, Precinct 7	259	259	46	0	2	226	463	689	1526	45.15 %
Hamburg Township, Precinct 8	198	198	43	0	3	135	403	538	1333	40.36 %

**Board of Canvassers Statement of  
Votes Cast Report**

Run Time 12:40 PM  
Run Date 08/14/2018

**Livingston County, Michigan**

Primary Election, Tuesday, August 7, 2018

8/7/2018

Page 53 of 132

**Official results**

Registered Voters

49756 of 146507 = 33.96 %

Precincts Reporting

96 of 96 = 100.00 %

**State Senator 22nd District - DEMOCRATIC - Vote for not more than 1**

Precinct	Adam Dreher	Cast Votes	Undervotes	Overvotes	Invalid Votes	Absentee Voting Ballots Cast	Election Day Voting Ballots Cast	Total Ballots Cast	Registered Voters	Turnout Percentage
Handy Township, Precinct 1	121	121	26	0	4	88	348	436	1563	27.90 %
Handy Township, Precinct 2	114	114	29	0	5	109	344	453	2036	22.25 %
Handy Township, Precinct 3	153	153	32	0	4	122	459	581	2365	24.57 %
Hartland Township, Precinct 1	212	212	39	0	5	300	486	786	2259	34.79 %
Hartland Township, Precinct 2	181	181	37	0	4	156	486	642	2450	26.20 %
Hartland Township, Precinct 3	226	226	50	0	5	295	537	832	2696	30.86 %
Hartland Township, Precinct 4	187	187	33	0	5	185	515	700	2160	32.41 %
Hartland Township, Precinct 5	135	135	37	0	2	191	344	535	1684	31.77 %
Howell Township, Precinct 1	192	192	48	0	4	246	380	626	1882	33.26 %
Howell Township, Precinct 2	200	200	48	0	3	201	448	649	1953	33.23 %
Howell Township, Precinct 3	143	143	22	0	2	172	280	452	1726	26.19 %
Iosco Township, Precinct 1	69	69	18	0	3	0	367	367	1237	29.67 %
Iosco Township, Precinct 2	128	128	19	0	7	0	476	476	1590	29.94 %
Marion Township, Precinct 1	172	172	42	0	7	317	383	700	2188	31.99 %
Marion Township, Precinct 2	240	240	41	0	7	355	492	847	2358	35.92 %
Marion Township, Precinct 3	166	166	27	0	3	286	292	578	1533	37.70 %
Marion Township, Precinct 4	189	189	43	0	3	335	499	834	2200	37.91 %
Oceola Township, Precinct 1	243	243	51	0	4	345	447	792	2261	35.03 %
Oceola Township, Precinct 2	283	283	48	0	4	323	503	826	2472	33.41 %
Oceola Township, Precinct 3	192	192	39	0	1	279	464	743	2719	27.33 %
Oceola Township, Precinct 4	150	150	34	0	6	226	371	597	1773	33.67 %

**Board of Canvassers Statement of  
Votes Cast Report**

Run Time 12:40 PM  
Run Date 08/14/2018

**Livingston County, Michigan**

Primary Election, Tuesday, August 7, 2018

8/7/2018

Page 54 of 132

**Official results**

Registered Voters  
49756 of 146507 = 33.96 %

Precincts Reporting  
96 of 96 = 100.00 %

**State Senator 22nd District - DEMOCRATIC - Vote for not more than 1**

Precinct	Adam Dreher	Cast Votes	Undervotes	Overvotes	Invalid Votes	Absentee Voting Ballots Cast	Election Day Voting Ballots Cast	Total Ballots Cast	Registered Voters	Turnout Percentage
Oceola Township, Precinct 5	122	122	14	0	1	292	204	496	1160	42.76 %
Putnam Township, Precinct 1	185	185	24	0	2	179	330	509	1356	37.54 %
Putnam Township, Precinct 2	204	204	28	0	4	296	418	714	1952	36.58 %
Putnam Township, Precinct 3	199	199	21	0	3	146	355	501	1599	31.33 %
Putnam Township, Precinct 4	169	169	24	0	3	248	273	521	1249	41.71 %
Tyrone Township, Precinct 1	192	192	27	0	4	0	630	630	2332	27.02 %
Tyrone Township, Precinct 2	261	261	36	0	6	0	722	722	2286	31.58 %
Tyrone Township, Precinct 3	210	210	31	0	3	0	705	705	2161	32.62 %
Tyrone Township, Precinct 4	150	150	32	0	6	0	584	584	1956	29.86 %
Unadilla Township, Precinct 1	241	241	59	0	2	0	736	736	2503	29.40 %
<b>Totals</b>	<b>15313</b>	<b>15313</b>	<b>3195</b>	<b>2</b>	<b>336</b>	<b>16300</b>	<b>33456</b>	<b>49756</b>	<b>146507</b>	<b>33.96 %</b>

**Board of Canvassers Statement of  
Votes Cast Report**

Run Time 12:40 PM  
Run Date 08/14/2018

**Livingston County, Michigan**

Primary Election, Tuesday, August 7, 2018

8/7/2018

Page 55 of 132

**Official results**

Registered Voters

49756 of 146507 = 33.96 %

Precincts Reporting

96 of 96 = 100.00 %

**Representative In State Legislature 42nd District - DEMOCRATIC - Vote for not more than 1**

Precinct	Mona M. Shand	Cast Votes	Undervotes	Overvotes	Invalid Votes	Absentee Voting Ballots Cast	Election Day Voting Ballots Cast	Total Ballots Cast	Registered Voters	Turnout Percentage
City of Brighton, Precinct 1	251	251	49	0	9	227	394	621	1768	35.12 %
City of Brighton, Precinct 2	183	183	56	1	15	208	321	529	1423	37.17 %
City of Brighton, Precinct 3	264	264	59	0	13	290	454	744	1603	46.41 %
City of Brighton, Precinct 4	209	209	59	0	10	359	326	685	1167	58.70 %
Brighton Charter Township, Precinct 1	188	188	43	0	6	289	398	687	1752	39.21 %
Brighton Charter Township, Precinct 2	136	136	27	0	3	156	280	436	1492	29.22 %
Brighton Charter Township, Precinct 3	213	213	50	1	4	297	382	679	1599	42.46 %
Brighton Charter Township, Precinct 4	153	153	29	0	1	158	346	504	1449	34.78 %
Brighton Charter Township, Precinct 5	101	101	28	0	2	78	225	303	1001	30.27 %
Brighton Charter Township, Precinct 6	234	234	48	0	10	242	540	782	2154	36.30 %
Brighton Charter Township, Precinct 7	187	187	35	0	4	246	414	660	1833	36.01 %
Brighton Charter Township, Precinct 8	133	133	30	0	1	163	310	473	1203	39.32 %
Brighton Charter Township, Precinct 9	270	270	67	0	12	354	566	920	2468	37.28 %
Genoa Charter Township, Precinct 1	203	203	26	0	3	198	349	547	1768	30.94 %
Genoa Charter Township, Precinct 2	92	92	15	0	0	77	162	239	1423	16.80 %
Genoa Charter Township, Precinct 3	198	198	36	0	1	262	319	581	1603	36.24 %

**Board of Canvassers Statement of  
Votes Cast Report**

Run Time 12:40 PM  
Run Date 08/14/2018

**Livingston County, Michigan**

Primary Election, Tuesday, August 7, 2018

8/7/2018

Page 56 of 132

**Official results**

Registered Voters  
49756 of 146507 = 33.96 %  
Precincts Reporting  
96 of 96 = 100.00 %

**Representative In State Legislature 42nd District - DEMOCRATIC - Vote for not more than 1**

Precinct	Mona M. Shand	Cast Votes	Undervotes	Overvotes	Invalid Votes	Absentee Voting Ballots Cast	Election Day Voting Ballots Cast	Total Ballots Cast	Registered Voters	Turnout Percentage
Genoa Charter Township, Precinct 4	196	196	45	0	2	200	338	538	1167	46.10 %
Genoa Charter Township, Precinct 5	106	106	20	0	3	134	242	376	1032	36.43 %
Genoa Charter Township, Precinct 6	254	254	38	0	3	543	439	982	2307	42.57 %
Genoa Charter Township, Precinct 7	99	99	24	0	0	142	192	334	899	37.15 %
Genoa Charter Township, Precinct 8	141	141	29	0	2	311	279	590	1342	43.96 %
Genoa Charter Township, Precinct 9	135	135	31	0	3	242	263	505	1515	33.33 %
Genoa Charter Township, Precinct 10	137	137	38	0	4	246	297	543	1457	37.27 %
Genoa Charter Township, Precinct 11	64	64	17	0	1	71	128	199	694	28.67 %
Genoa Charter Township, Precinct 12	12	12	3	0	0	18	45	63	154	40.91 %
Genoa Charter Township, Precinct 13	79	79	17	0	3	133	124	257	745	34.50 %
Green Oak Charter Township, Precinct 1	220	220	39	0	4	236	379	615	2075	29.64 %
Green Oak Charter Township, Precinct 2	193	193	41	0	1	160	390	550	1581	34.79 %
Green Oak Charter Township, Precinct 3	241	241	68	0	5	263	451	714	2041	34.98 %
Green Oak Charter Township, Precinct 4	207	207	50	0	5	300	422	722	2075	34.80 %
Green Oak Charter Township, Precinct 5	170	170	36	0	3	264	325	589	1581	37.25 %



**Board of Canvassers Statement of  
Votes Cast Report**

Run Time 12:40 PM  
Run Date 08/14/2018

**Livingston County, Michigan**

Primary Election, Tuesday, August 7, 2018

8/7/2018

Page 57 of 132

**Official results**

Registered Voters

49756 of 146507 = 33.96 %

Precincts Reporting

96 of 96 = 100.00 %

**Representative In State Legislature 42nd District - DEMOCRATIC - Vote for not more than 1**

Precinct	Mona M. Shand	Cast Votes	Undervotes	Overvotes	Invalid Votes	Absentee Voting Ballots Cast	Election Day Voting Ballots Cast	Total Ballots Cast	Registered Voters	Turnout Percentage
Green Oak Charter Township, Precinct 6	216	216	52	0	3	395	366	761	2075	36.67 %
Green Oak Charter Township, Precinct 7	123	123	29	0	3	140	189	329	1581	20.81 %
Green Oak Charter Township, Precinct 8	162	162	32	0	1	163	312	475	1476	32.18 %
Green Oak Charter Township, Precinct 9	145	145	31	0	1	176	249	425	1073	39.61 %
Hamburg Township, Precinct 1	323	323	89	0	2	263	726	989	2765	35.77 %
Hamburg Township, Precinct 2	305	305	68	0	10	212	609	821	2073	39.60 %
Hamburg Township, Precinct 3	323	323	66	0	4	280	575	855	2393	35.73 %
Hamburg Township, Precinct 4	356	356	66	0	3	263	629	892	2168	41.14 %
Hamburg Township, Precinct 5	275	275	58	0	2	208	547	755	1960	38.52 %
Hamburg Township, Precinct 6	404	404	82	0	6	395	642	1037	2655	39.06 %
Hamburg Township, Precinct 7	259	259	46	0	2	226	463	689	1526	45.15 %
Hamburg Township, Precinct 8	200	200	41	0	3	135	403	538	1333	40.36 %
Putnam Township, Precinct 1	184	184	25	0	4	179	330	509	1356	37.54 %
Putnam Township, Precinct 2	205	205	27	0	4	296	418	714	1952	36.58 %
Putnam Township, Precinct 3	196	196	23	1	2	146	355	501	1599	31.33 %
Putnam Township, Precinct 4	170	170	23	0	3	248	273	521	1249	41.71 %
<b>Totals</b>	<b>9115</b>	<b>9115</b>	<b>1911</b>	<b>3</b>	<b>186</b>	<b>10592</b>	<b>17186</b>	<b>27778</b>	<b>75605</b>	<b>36.74 %</b>

**Board of Canvassers Statement of  
Votes Cast Report**

Run Time 12:40 PM  
Run Date 08/14/2018

**Livingston County, Michigan**

Primary Election, Tuesday, August 7, 2018

8/7/2018

Page 58 of 132

**Official results**

**Registered Voters**

49756 of 146507 = 33.96 %

**Precincts Reporting**

96 of 96 = 100.00 %

**Representative In State Legislature 47th District - DEMOCRATIC - Vote for not more than 1**

Precinct	Colleen Turk	Cast Votes	Undervotes	Overvotes	Invalid Votes	Absentee Voting Ballots Cast	Election Day Voting Ballots Cast	Total Ballots Cast	Registered Voters	Turnout Percentage
City of Howell, Precinct 1	227	227	47	0	7	213	484	697	2347	29.70 %
City of Howell, Precinct 2	224	224	39	0	1	92	407	499	2117	23.57 %
City of Howell, Precinct 3	272	272	59	0	4	229	560	789	2473	31.90 %
Cohoctah Township, Precinct 1	187	187	48	0	10	0	833	833	2575	32.35 %
Conway Township, Precinct 1	205	205	35	0	7	0	799	799	2562	31.19 %
Deerfield Township, Precinct 1	135	135	27	0	6	178	295	473	1575	30.03 %
Deerfield Township, Precinct 2	117	117	25	0	4	173	390	563	1750	32.17 %
Handy Township, Precinct 1	121	121	26	0	4	88	348	436	1563	27.90 %
Handy Township, Precinct 2	115	115	28	0	6	109	344	453	2036	22.25 %
Handy Township, Precinct 3	157	157	28	0	4	122	459	581	2365	24.57 %
Hartland Township, Precinct 1	212	212	39	0	6	300	486	786	2259	34.79 %
Hartland Township, Precinct 2	181	181	37	0	7	156	486	642	2450	26.20 %
Hartland Township, Precinct 3	225	225	51	0	6	295	537	832	2696	30.86 %
Hartland Township, Precinct 4	187	187	33	0	4	185	515	700	2160	32.41 %
Hartland Township, Precinct 5	137	137	35	0	2	191	344	535	1684	31.77 %
Howell Township, Precinct 1	191	191	49	0	4	246	380	626	1882	33.26 %
Howell Township, Precinct 2	205	205	43	0	3	201	448	649	1953	33.23 %
Howell Township, Precinct 3	145	145	20	0	2	172	280	452	1726	26.19 %
Iosco Township, Precinct 1	69	69	18	0	3	0	367	367	1237	29.67 %
Iosco Township, Precinct 2	128	128	19	0	6	0	476	476	1590	29.94 %
Marion Township, Precinct 1	172	172	42	0	7	317	383	700	2188	31.99 %

**Board of Canvassers Statement of  
Votes Cast Report**

Run Time 12:40 PM  
Run Date 08/14/2018

**Livingston County, Michigan**

Primary Election, Tuesday, August 7, 2018

8/7/2018

Page 59 of 132

**Official results**

Registered Voters

49756 of 146507 = 33.96 %

Precincts Reporting

96 of 96 = 100.00 %

**Representative In State Legislature 47th District - DEMOCRATIC - Vote for not more than 1**

Precinct	Colleen Turk	Cast Votes	Undervotes	Overvotes	Invalid Votes	Absentee Voting Ballots Cast	Election Day Voting Ballots Cast	Total Ballots Cast	Registered Voters	Turnout Percentage
Marion Township, Precinct 2	241	241	40	0	9	355	492	847	2358	35.92 %
Marion Township, Precinct 3	168	168	25	0	4	286	292	578	1533	37.70 %
Marion Township, Precinct 4	189	189	43	0	0	335	499	834	2200	37.91 %
Oceola Township, Precinct 1	245	245	49	0	5	345	447	792	2261	35.03 %
Oceola Township, Precinct 2	284	284	47	0	4	323	503	826	2472	33.41 %
Oceola Township, Precinct 3	191	191	40	0	2	279	464	743	2719	27.33 %
Oceola Township, Precinct 4	150	150	34	0	5	226	371	597	1773	33.67 %
Oceola Township, Precinct 5	122	122	14	0	1	292	204	496	1160	42.76 %
Tyrone Township, Precinct 1	193	193	26	0	2	0	630	630	2332	27.02 %
Tyrone Township, Precinct 2	263	263	34	0	6	0	722	722	2286	31.58 %
Tyrone Township, Precinct 3	213	213	28	0	4	0	705	705	2161	32.62 %
Tyrone Township, Precinct 4	150	150	32	0	5	0	584	584	1956	29.86 %
Unadilla Township, Precinct 1	246	246	54	0	2	0	736	736	2503	29.40 %
<b>Totals</b>	<b>6267</b>	<b>6267</b>	<b>1214</b>	<b>0</b>	<b>152</b>	<b>5708</b>	<b>16270</b>	<b>21978</b>	<b>70902</b>	<b>31.00 %</b>

**Board of Canvassers Statement of  
Votes Cast Report**

Run Time 12:40 PM  
Run Date 08/14/2018

**Livingston County, Michigan**

Primary Election, Tuesday, August 7, 2018

8/7/2018

Page 69 of 132

**Official results**

Registered Voters

49756 of 146507 = 33.96 %

Precincts Reporting

96 of 96 = 100.00 %

**Governor - LIBERTARIAN - Vote for not more than 1**

Precinct	Bill Gelineau	John J. Tatar	Cast Votes	Undervotes	Overvotes	Invalid Votes	Absentee Voting Ballots Cast	Election Day Voting Ballots Cast	Total Ballots Cast	Registered Voters	Turnout Percentage
City of Brighton, Precinct 1	3	0	3	0	0	2	227	394	621	1768	35.12 %
City of Brighton, Precinct 2	0	0	0	0	0	4	208	321	529	1423	37.17 %
City of Brighton, Precinct 3	6	2	8	0	0	3	290	454	744	1603	46.41 %
City of Brighton, Precinct 4	1	0	1	0	0	0	359	326	685	1167	58.70 %
City of Howell, Precinct 1	4	1	5	0	0	3	213	484	697	2347	29.70 %
City of Howell, Precinct 2	2	3	5	0	0	1	92	407	499	2117	23.57 %
City of Howell, Precinct 3	3	1	4	0	0	1	229	560	789	2473	31.90 %
Brighton Charter Township, Precinct 1	5	1	6	0	0	3	289	398	687	1752	39.21 %
Brighton Charter Township, Precinct 2	1	1	2	0	0	3	156	280	436	1492	29.22 %
Brighton Charter Township, Precinct 3	2	1	3	0	0	2	297	382	679	1599	42.46 %
Brighton Charter Township, Precinct 4	1	0	1	0	0	0	158	346	504	1449	34.78 %
Brighton Charter Township, Precinct 5	0	0	0	0	0	0	78	225	303	1001	30.27 %
Brighton Charter Township, Precinct 6	1	0	1	0	0	0	242	540	782	2154	36.30 %
Brighton Charter Township, Precinct 7	4	0	4	0	0	3	246	414	660	1833	36.01 %
Brighton Charter Township, Precinct 8	3	0	3	0	0	0	163	310	473	1203	39.32 %
Brighton Charter Township, Precinct 9	1	2	3	0	0	3	354	566	920	2468	37.28 %
Cohoctah Township, Precinct 1	1	0	1	0	0	0	0	833	833	2575	32.35 %

**Board of Canvassers Statement of  
Votes Cast Report**

Run Time 12:40 PM  
Run Date 08/14/2018

**Livingston County, Michigan**

Primary Election, Tuesday, August 7, 2018

8/7/2018

Page 70 of 132

**Official results**

Registered Voters

49756 of 146507 = 33.96 %

Precincts Reporting

96 of 96 = 100.00 %

**Governor - LIBERTARIAN - Vote for not more than 1**

Precinct	Bill Gelineau	John J. Tatar	Cast Votes	Undervotes	Overvotes	Invalid Votes	Absentee Voting Ballots Cast	Election Day Voting Ballots Cast	Total Ballots Cast	Registered Voters	Turnout Percentage
Conway Township, Precinct 1	2	0	2	0	0	1	0	799	799	2562	31.19 %
Deerfield Township, Precinct 1	1	0	1	0	0	4	178	295	473	1575	30.03 %
Deerfield Township, Precinct 2	1	0	1	0	0	3	173	390	563	1750	32.17 %
Genoa Charter Township, Precinct 1	1	0	1	0	0	2	198	349	547	1768	30.94 %
Genoa Charter Township, Precinct 2	0	1	1	0	0	0	77	162	239	1423	16.80 %
Genoa Charter Township, Precinct 3	0	2	2	0	0	1	262	319	581	1603	36.24 %
Genoa Charter Township, Precinct 4	0	0	0	0	0	0	200	338	538	1167	46.10 %
Genoa Charter Township, Precinct 5	0	2	2	0	0	0	134	242	376	1032	36.43 %
Genoa Charter Township, Precinct 6	2	0	2	0	0	0	543	439	982	2307	42.57 %
Genoa Charter Township, Precinct 7	1	1	2	0	0	0	142	192	334	899	37.15 %
Genoa Charter Township, Precinct 8	0	0	0	0	0	0	311	279	590	1342	43.96 %
Genoa Charter Township, Precinct 9	0	0	0	0	0	0	242	263	505	1515	33.33 %
Genoa Charter Township, Precinct 10	0	0	0	0	0	0	246	297	543	1457	37.27 %
Genoa Charter Township, Precinct 11	0	1	1	0	0	1	71	128	199	694	28.67 %
Genoa Charter Township, Precinct 12	0	1	1	0	0	0	18	45	63	154	40.91 %
Genoa Charter Township, Precinct 13	1	0	1	0	0	1	133	124	257	745	34.50 %

**Board of Canvassers Statement of  
Votes Cast Report**

Run Time 12:40 PM  
Run Date 08/14/2018

**Livingston County, Michigan**

Primary Election, Tuesday, August 7, 2018

8/7/2018

Page 71 of 132

**Official results**

**Registered Voters**

49756 of 146507 = 33.96 %

**Precincts Reporting**

96 of 96 = 100.00 %

**Governor - LIBERTARIAN - Vote for not more than 1**

Precinct	Bill Gelineau	John J. Tatar	Cast Votes	Undervotes	Overvotes	Invalid Votes	Absentee Voting Ballots Cast	Election Day Voting Ballots Cast	Total Ballots Cast	Registered Voters	Turnout Percentage
Green Oak Charter Township, Precinct 1	3	2	5	0	0	1	236	379	615	2075	29.64 %
Green Oak Charter Township, Precinct 2	1	0	1	0	0	0	160	390	550	1581	34.79 %
Green Oak Charter Township, Precinct 3	0	2	2	0	0	2	263	451	714	2041	34.98 %
Green Oak Charter Township, Precinct 4	5	1	6	1	0	1	300	422	722	2075	34.80 %
Green Oak Charter Township, Precinct 5	2	0	2	0	0	1	264	325	589	1581	37.25 %
Green Oak Charter Township, Precinct 6	1	1	2	0	0	1	395	366	761	2075	36.67 %
Green Oak Charter Township, Precinct 7	0	0	0	0	0	2	140	189	329	1581	20.81 %
Green Oak Charter Township, Precinct 8	3	0	3	0	0	0	163	312	475	1476	32.18 %
Green Oak Charter Township, Precinct 9	0	2	2	1	0	0	176	249	425	1073	39.61 %
Hamburg Township, Precinct 1	3	2	5	0	0	1	263	726	989	2765	35.77 %
Hamburg Township, Precinct 2	3	1	4	0	0	4	212	609	821	2073	39.60 %
Hamburg Township, Precinct 3	4	1	5	0	0	2	280	575	855	2393	35.73 %
Hamburg Township, Precinct 4	2	2	4	0	0	1	263	629	892	2168	41.14 %
Hamburg Township, Precinct 5	1	1	2	0	0	0	208	547	755	1960	38.52 %
Hamburg Township, Precinct 6	1	3	4	0	0	2	395	642	1037	2655	39.06 %
Hamburg Township, Precinct 7	2	0	2	0	0	0	226	463	689	1526	45.15 %
Hamburg Township, Precinct 8	0	1	1	0	0	1	135	403	538	1333	40.36 %

**Board of Canvassers Statement of  
Votes Cast Report**

Run Time 12:40 PM  
Run Date 08/14/2018

**Livingston County, Michigan**

Primary Election, Tuesday, August 7, 2018

8/7/2018

Page 72 of 132

**Official results**

Registered Voters

49756 of 146507 = 33.96 %

Precincts Reporting

96 of 96 = 100.00 %

**Governor - LIBERTARIAN - Vote for not more than 1**

Precinct	Bill Gelineau	John J. Tatar	Cast Votes	Undervotes	Overvotes	Invalid Votes	Absentee Voting Ballots Cast	Election Day Voting Ballots Cast	Total Ballots Cast	Registered Voters	Turnout Percentage
Handy Township, Precinct 1	1	0	1	0	0	1	88	348	436	1563	27.90 %
Handy Township, Precinct 2	0	0	0	1	0	1	109	344	453	2036	22.25 %
Handy Township, Precinct 3	1	0	1	0	0	1	122	459	581	2365	24.57 %
Hartland Township, Precinct 1	0	2	2	0	0	1	300	486	786	2259	34.79 %
Hartland Township, Precinct 2	0	0	0	0	0	1	156	486	642	2450	26.20 %
Hartland Township, Precinct 3	0	1	1	0	0	3	295	537	832	2696	30.86 %
Hartland Township, Precinct 4	2	0	2	0	0	1	185	515	700	2160	32.41 %
Hartland Township, Precinct 5	1	0	1	0	0	0	191	344	535	1684	31.77 %
Howell Township, Precinct 1	2	1	3	0	0	3	246	380	626	1882	33.26 %
Howell Township, Precinct 2	3	0	3	1	0	1	201	448	649	1953	33.23 %
Howell Township, Precinct 3	1	0	1	0	0	1	172	280	452	1726	26.19 %
Iosco Township, Precinct 1	0	1	1	0	0	0	0	367	367	1237	29.67 %
Iosco Township, Precinct 2	3	0	3	0	0	1	0	476	476	1590	29.94 %
Marion Township, Precinct 1	1	0	1	1	0	0	317	383	700	2188	31.99 %
Manon Township, Precinct 2	1	0	1	0	1	0	355	492	847	2358	35.92 %
Marion Township, Precinct 3	0	1	1	1	0	0	286	292	578	1533	37.70 %
Marion Township, Precinct 4	2	1	3	0	0	0	335	499	834	2200	37.91 %
Oceola Township, Precinct 1	2	1	3	0	0	1	345	447	792	2261	35.03 %
Oceola Township, Precinct 2	1	3	4	0	0	2	323	503	826	2472	33.41 %
Oceola Township, Precinct 3	2	1	3	0	0	0	279	464	743	2719	27.33 %
Oceola Township, Precinct 4	2	0	2	0	0	2	226	371	597	1773	33.67 %

**Board of Canvassers Statement of  
Votes Cast Report**

Run Time 12:40 PM  
Run Date 08/14/2018

**Livingston County, Michigan**

Primary Election, Tuesday, August 7, 2018

8/7/2018

Page 73 of 132

**Official results**

Registered Voters

49756 of 146507 = 33.96 %

Precincts Reporting

96 of 96 = 100.00 %

**Governor - LIBERTARIAN - Vote for not more than 1**

Precinct	Bill Gelineau	John J. Tatar	Cast Votes	Undervotes	Overvotes	Invalid Votes	Absentee Voting Ballots Cast	Election Day Voting Ballots Cast	Total Ballots Cast	Registered Voters	Turnout Percentage
Oceola Township, Precinct 5	4	0	4	0	0	1	292	204	496	1160	42.76 %
Putnam Township, Precinct 1	2	0	2	0	0	0	179	330	509	1356	37.54 %
Putnam Township, Precinct 2	2	1	3	0	0	2	296	418	714	1952	36.58 %
Putnam Township, Precinct 3	4	1	5	0	0	1	146	355	501	1599	31.33 %
Putnam Township, Precinct 4	2	0	2	0	0	0	248	273	521	1249	41.71 %
Tyrone Township, Precinct 1	2	0	2	0	0	1	0	630	630	2332	27.02 %
Tyrone Township, Precinct 2	3	1	4	0	0	0	0	722	722	2286	31.58 %
Tyrone Township, Precinct 3	0	0	0	0	0	1	0	705	705	2161	32.62 %
Tyrone Township, Precinct 4	0	0	0	0	0	1	0	584	584	1956	29.86 %
Unadilla Township, Precinct 1	1	1	2	0	0	0	0	736	736	2503	29.40 %
<b>Totals</b>	<b>123</b>	<b>55</b>	<b>178</b>	<b>6</b>	<b>1</b>	<b>87</b>	<b>16300</b>	<b>33456</b>	<b>49756</b>	<b>146507</b>	<b>33.96 %</b>



**Board of Canvassers Statement of  
Votes Cast Report**

Run Time 12:40 PM  
Run Date 08/14/2018

**Livingston County, Michigan**

Primary Election, Tuesday, August 7, 2018

8/7/2018

Page 74 of 132

**Official results**

Registered Voters

49756 of 146507 = 33.96 %

Precincts Reporting

96 of 96 = 100.00 %

**United States Senator - LIBERTARIAN - Vote for not more than 1**

Precinct	Tim Yow (W)	Cast Votes	Undervotes	Overvotes	Invalid Votes	Absentee Voting Ballots Cast	Election Day Voting Ballots Cast	Total Ballots Cast	Registered Voters	Turnout Percentage
City of Brighton, Precinct 1	0	0	3	0	0	227	394	621	1768	35.12 %
City of Brighton, Precinct 2	0	0	0	0	1	208	321	529	1423	37.17 %
City of Brighton, Precinct 3	0	0	8	0	0	290	454	744	1603	46.41 %
City of Brighton, Precinct 4	0	0	1	0	0	359	326	685	1167	58.70 %
City of Howell, Precinct 1	0	0	5	0	0	213	484	697	2347	29.70 %
City of Howell, Precinct 2	0	0	5	0	0	92	407	499	2117	23.57 %
City of Howell, Precinct 3	0	0	4	0	0	229	560	789	2473	31.90 %
Brighton Charter Township, Precinct 1	0	0	6	0	0	289	398	687	1752	39.21 %
Brighton Charter Township, Precinct 2	0	0	2	0	0	156	280	436	1492	29.22 %
Brighton Charter Township, Precinct 3	0	0	3	0	0	297	382	679	1599	42.46 %
Brighton Charter Township, Precinct 4	0	0	1	0	0	158	346	504	1449	34.78 %
Brighton Charter Township, Precinct 5	0	0	0	0	0	78	225	303	1001	30.27 %
Brighton Charter Township, Precinct 6	0	0	1	0	0	242	540	782	2154	36.30 %
Brighton Charter Township, Precinct 7	0	0	4	0	0	246	414	660	1833	36.01 %
Brighton Charter Township, Precinct 8	0	0	3	0	0	163	310	473	1203	39.32 %
Brighton Charter Township, Precinct 9	0	0	3	0	0	354	566	920	2468	37.28 %
Cohoctah Township, Precinct 1	0	0	1	0	0	0	833	833	2575	32.35 %

**Board of Canvassers Statement of  
Votes Cast Report**

Run Time 12:40 PM  
Run Date 08/14/2018

**Livingston County, Michigan**

Primary Election, Tuesday, August 7, 2018

8/7/2018

Page 75 of 132

**Official results**

Registered Voters

49756 of 146507 = 33.96 %

Precincts Reporting

96 of 96 = 100.00 %

**United States Senator - LIBERTARIAN - Vote for not more than 1**

Precinct	Tim Yow (W)	Cast Votes	Undervotes	Overvotes	Invalid Votes	Absentee Voting Ballots Cast	Election Day Voting Ballots Cast	Total Ballots Cast	Registered Voters	Turnout Percentage
Conway Township, Precinct 1	0	0	2	0	0	0	799	799	2562	31.19 %
Deerfield Township, Precinct 1	0	0	1	0	0	178	295	473	1575	30.03 %
Deerfield Township, Precinct 2	0	0	1	0	0	173	390	563	1750	32.17 %
Genoa Charter Township, Precinct 1	0	0	1	0	0	198	349	547	1768	30.94 %
Genoa Charter Township, Precinct 2	1	1	0	0	0	77	162	239	1423	16.80 %
Genoa Charter Township, Precinct 3	0	0	2	0	0	262	319	581	1603	36.24 %
Genoa Charter Township, Precinct 4	0	0	0	0	0	200	338	538	1167	46.10 %
Genoa Charter Township, Precinct 5	0	0	2	0	0	134	242	376	1032	36.43 %
Genoa Charter Township, Precinct 6	0	0	2	0	0	543	439	982	2307	42.57 %
Genoa Charter Township, Precinct 7	1	1	1	0	0	142	192	334	899	37.15 %
Genoa Charter Township, Precinct 8	0	0	0	0	0	311	279	590	1342	43.96 %
Genoa Charter Township, Precinct 9	0	0	0	0	0	242	263	505	1515	33.33 %
Genoa Charter Township, Precinct 10	0	0	0	0	0	246	297	543	1457	37.27 %
Genoa Charter Township, Precinct 11	1	1	0	0	0	71	128	199	694	28.67 %
Genoa Charter Township, Precinct 12	0	0	1	0	0	18	45	63	154	40.91 %
Genoa Charter Township, Precinct 13	0	0	1	0	0	133	124	257	745	34.50 %

**Board of Canvassers Statement of  
Votes Cast Report**

Run Time 12:40 PM  
Run Date 08/14/2018

**Livingston County, Michigan**

Primary Election, Tuesday, August 7, 2018

8/7/2018

Page 76 of 132

**Official results**

Registered Voters  
49756 of 146507 = 33.96 %  
Precincts Reporting  
96 of 96 = 100.00 %

**United States Senator - LIBERTARIAN - Vote for not more than 1**

Precinct	Tim Yow (W)	Cast Votes	Undervotes	Overvotes	Invalid Votes	Absentee Voting Ballots Cast	Election Day Voting Ballots Cast	Total Ballots Cast	Registered Voters	Turnout Percentage
Green Oak Charter Township, Precinct 1	0	0	5	0	0	236	379	615	2075	29.64 %
Green Oak Charter Township, Precinct 2	0	0	1	0	0	160	390	550	1581	34.79 %
Green Oak Charter Township, Precinct 3	0	0	2	0	0	263	451	714	2041	34.98 %
Green Oak Charter Township, Precinct 4	1	1	6	0	0	300	422	722	2075	34.80 %
Green Oak Charter Township, Precinct 5	0	0	2	0	0	264	325	589	1581	37.25 %
Green Oak Charter Township, Precinct 6	0	0	2	0	0	395	366	761	2075	36.67 %
Green Oak Charter Township, Precinct 7	0	0	0	0	0	140	189	329	1581	20.81 %
Green Oak Charter Township, Precinct 8	0	0	3	0	0	163	312	475	1476	32.18 %
Green Oak Charter Township, Precinct 9	0	0	3	0	0	176	249	425	1073	39.61 %
Hamburg Township, Precinct 1	0	0	5	0	0	263	726	989	2765	35.77 %
Hamburg Township, Precinct 2	0	0	4	0	0	212	609	821	2073	39.60 %
Hamburg Township, Precinct 3	0	0	5	0	1	280	575	855	2393	35.73 %
Hamburg Township, Precinct 4	0	0	4	0	0	263	629	892	2168	41.14 %
Hamburg Township, Precinct 5	0	0	2	0	0	208	547	755	1960	38.52 %
Hamburg Township, Precinct 6	0	0	4	0	0	395	642	1037	2655	39.06 %
Hamburg Township, Precinct 7	0	0	2	0	0	226	463	689	1526	45.15 %
Hamburg Township, Precinct 8	0	0	1	0	0	135	403	538	1333	40.36 %

**Board of Canvassers Statement of  
Votes Cast Report**

Run Time 12:40 PM  
Run Date 08/14/2018

**Livingston County, Michigan**

Primary Election, Tuesday, August 7, 2018

8/7/2018

Page 77 of 132

**Official results**

Registered Voters

49756 of 146507 = 33.96 %

Precincts Reporting

96 of 96 = 100.00 %

**United States Senator - LIBERTARIAN - Vote for not more than 1**

Precinct	Tim Yow (W)	Cast Votes	Undervotes	Overvotes	Invalid Votes	Absentee Voting Ballots Cast	Election Day Voting Ballots Cast	Total Ballots Cast	Registered Voters	Turnout Percentage
Handy Township, Precinct 1	0	0	1	0	1	88	348	436	1563	27.90 %
Handy Township, Precinct 2	0	0	1	0	0	109	344	453	2036	22.25 %
Handy Township, Precinct 3	1	1	0	0	0	122	459	581	2365	24.57 %
Hartland Township, Precinct 1	0	0	2	0	0	300	486	786	2259	34.79 %
Hartland Township, Precinct 2	0	0	0	0	1	156	486	642	2450	26.20 %
Hartland Township, Precinct 3	0	0	1	0	0	295	537	832	2696	30.86 %
Hartland Township, Precinct 4	0	0	2	0	0	185	515	700	2160	32.41 %
Hartland Township, Precinct 5	0	0	1	0	0	191	344	535	1684	31.77 %
Howell Township, Precinct 1	0	0	3	0	0	246	380	626	1882	33.26 %
Howell Township, Precinct 2	1	1	3	0	0	201	448	649	1953	33.23 %
Howell Township, Precinct 3	0	0	1	0	0	172	280	452	1726	26.19 %
Iosco Township, Precinct 1	0	0	1	0	0	0	367	367	1237	29.67 %
Iosco Township, Precinct 2	0	0	3	0	0	0	476	476	1590	29.94 %
Marion Township, Precinct 1	0	0	2	0	0	317	383	700	2188	31.99 %
Marion Township, Precinct 2	0	0	2	0	0	355	492	847	2358	35.92 %
Marion Township, Precinct 3	0	0	2	0	0	286	292	578	1533	37.70 %
Marion Township, Precinct 4	0	0	3	0	0	335	499	834	2200	37.91 %
Oceola Township, Precinct 1	0	0	3	0	0	345	447	792	2261	35.03 %
Oceola Township, Precinct 2	0	0	4	0	1	323	503	826	2472	33.41 %
Oceola Township, Precinct 3	0	0	3	0	0	279	464	743	2719	27.33 %
Oceola Township, Precinct 4	0	0	2	0	0	226	371	597	1773	33.67 %

**Board of Canvassers Statement of  
Votes Cast Report**

Run Time 12:40 PM  
Run Date 08/14/2018

**Livingston County, Michigan**

Primary Election, Tuesday, August 7, 2018

8/7/2018

Page 78 of 132

**Official results**

Registered Voters  
49756 of 146507 = 33.96 %  
Precincts Reporting  
96 of 96 = 100.00 %

**United States Senator - LIBERTARIAN - Vote for not more than 1**

Precinct	Tim Yow (W)	Cast Votes	Undervotes	Overvotes	Invalid Votes	Absentee Voting Ballots Cast	Election Day Voting Ballots Cast	Total Ballots Cast	Registered Voters	Turnout Percentage
Oceola Township, Precinct 5	0	0	4	0	0	292	204	496	1160	42.76 %
Putnam Township, Precinct 1	0	0	2	0	0	179	330	509	1356	37.54 %
Putnam Township, Precinct 2	0	0	3	0	1	296	418	714	1952	36.58 %
Putnam Township, Precinct 3	0	0	5	0	0	146	355	501	1599	31.33 %
Putnam Township, Precinct 4	0	0	2	0	0	248	273	521	1249	41.71 %
Tyrone Township, Precinct 1	0	0	2	0	0	0	630	630	2332	27.02 %
Tyrone Township, Precinct 2	0	0	4	0	0	0	722	722	2286	31.58 %
Tyrone Township, Precinct 3	0	0	0	0	0	0	705	705	2161	32.62 %
Tyrone Township, Precinct 4	0	0	0	0	0	0	584	584	1956	29.86 %
Unadilla Township, Precinct 1	0	0	2	0	0	0	736	736	2503	29.40 %
<b>Totals</b>	<b>6</b>	<b>6</b>	<b>179</b>	<b>0</b>	<b>6</b>	<b>16300</b>	<b>33456</b>	<b>49756</b>	<b>146507</b>	<b>33.96 %</b>

**Board of Canvassers Statement of  
Votes Cast Report**

Run Time 12:40 PM  
Run Date 08/14/2018

**Livingston County, Michigan**

Primary Election, Tuesday, August 7, 2018

8/7/2018

Page 79 of 132

**Official results**

Registered Voters

49756 of 146507 = 33.96 %

Precincts Reporting

96 of 96 = 100.00 %

**Representative In Congress 8th District - LIBERTARIAN - Vote for not more than 1**

Precinct	Brian Ellison	Cast Votes	Undervotes	Overvotes	Invalid Votes	Absentee Voting Ballots Cast	Election Day Voting Ballots Cast	Total Ballots Cast	Registered Voters	Turnout Percentage
City of Brighton, Precinct 1	2	2	1	0	2	227	394	621	1768	35.12 %
City of Brighton, Precinct 2	0	0	0	0	5	208	321	529	1423	37.17 %
City of Brighton, Precinct 3	7	7	1	0	4	290	454	744	1603	46.41 %
City of Brighton, Precinct 4	1	1	0	0	0	359	326	685	1167	58.70 %
City of Howell, Precinct 1	4	4	1	0	3	213	484	697	2347	29.70 %
City of Howell, Precinct 2	3	3	2	0	0	92	407	499	2117	23.57 %
City of Howell, Precinct 3	3	3	1	0	1	229	560	789	2473	31.90 %
Brighton Charter Township, Precinct 1	5	5	1	0	0	289	398	687	1752	39.21 %
Brighton Charter Township, Precinct 2	2	2	0	0	2	156	280	436	1492	29.22 %
Brighton Charter Township, Precinct 3	2	2	1	0	2	297	382	679	1599	42.46 %
Brighton Charter Township, Precinct 4	1	1	0	0	0	158	346	504	1449	34.78 %
Brighton Charter Township, Precinct 5	0	0	0	0	0	78	225	303	1001	30.27 %
Brighton Charter Township, Precinct 6	1	1	0	0	1	242	540	782	2154	36.30 %
Brighton Charter Township, Precinct 7	2	2	2	0	3	246	414	660	1833	36.01 %
Brighton Charter Township, Precinct 8	1	1	2	0	0	163	310	473	1203	39.32 %
Brighton Charter Township, Precinct 9	3	3	0	0	3	354	566	920	2468	37.28 %
Cohoctah Township, Precinct 1	0	0	1	0	0	0	833	833	2575	32.35 %

**Board of Canvassers Statement of  
Votes Cast Report**

Run Time 12:40 PM  
Run Date 08/14/2018

**Livingston County, Michigan**

Primary Election, Tuesday, August 7, 2018

8/7/2018

Page 80 of 132

**Official results**

**Registered Voters**

49756 of 146507 = 33.96 %

**Precincts Reporting**

96 of 96 = 100.00 %

**Representative In Congress 8th District - LIBERTARIAN - Vote for not more than 1**

Precinct	Brian Ellison	Cast Votes	Undervotes	Overvotes	Invalid Votes	Absentee Voting Ballots Cast	Election Day Voting Ballots Cast	Total Ballots Cast	Registered Voters	Turnout Percentage
Conway Township, Precinct 1	2	2	0	0	1	0	799	799	2562	31.19 %
Deerfield Township, Precinct 1	1	1	0	0	2	178	295	473	1575	30.03 %
Deerfield Township, Precinct 2	1	1	0	0	1	173	390	563	1750	32.17 %
Genoa Charter Township, Precinct 1	1	1	0	0	2	198	349	547	1768	30.94 %
Genoa Charter Township, Precinct 2	1	1	0	0	0	77	162	239	1423	16.80 %
Genoa Charter Township, Precinct 3	2	2	0	0	0	262	319	581	1603	36.24 %
Genoa Charter Township, Precinct 4	0	0	0	0	0	200	338	538	1167	46.10 %
Genoa Charter Township, Precinct 5	0	0	2	0	0	134	242	376	1032	36.43 %
Genoa Charter Township, Precinct 6	2	2	0	0	0	543	439	982	2307	42.57 %
Genoa Charter Township, Precinct 7	1	1	1	0	0	142	192	334	899	37.15 %
Genoa Charter Township, Precinct 8	0	0	0	0	0	311	279	590	1342	43.96 %
Genoa Charter Township, Precinct 9	0	0	0	0	0	242	263	505	1515	33.33 %
Genoa Charter Township, Precinct 10	0	0	0	0	2	246	297	543	1457	37.27 %
Genoa Charter Township, Precinct 11	1	1	0	0	1	71	128	199	694	28.67 %
Genoa Charter Township, Precinct 12	1	1	0	0	0	18	45	63	154	40.91 %
Genoa Charter Township, Precinct 13	1	1	0	0	2	133	124	257	745	34.50 %

**Board of Canvassers Statement of  
Votes Cast Report**

Run Time 12:40 PM  
Run Date 08/14/2018

**Livingston County, Michigan**

Primary Election, Tuesday, August 7, 2018

8/7/2018

Page 81 of 132

**Official results**

**Registered Voters**

49756 of 146507 = 33.96 %

**Precincts Reporting**

96 of 96 = 100.00 %

**Representative In Congress 8th District - LIBERTARIAN - Vote for not more than 1**

Precinct	Brian Ellison	Cast Votes	Undervotes	Overvotes	Invalid Votes	Absentee Voting Ballots Cast	Election Day Voting Ballots Cast	Total Ballots Cast	Registered Voters	Turnout Percentage
Green Oak Charter Township, Precinct 1	5	5	0	0	1	236	379	615	2075	29.64 %
Green Oak Charter Township, Precinct 2	1	1	0	0	0	160	390	550	1581	34.79 %
Green Oak Charter Township, Precinct 3	2	2	0	0	4	263	451	714	2041	34.98 %
Green Oak Charter Township, Precinct 4	3	3	4	0	2	300	422	722	2075	34.80 %
Green Oak Charter Township, Precinct 5	2	2	0	0	0	264	325	589	1581	37.25 %
Green Oak Charter Township, Precinct 6	2	2	0	0	1	395	366	761	2075	36.67 %
Green Oak Charter Township, Precinct 7	0	0	0	0	2	140	189	329	1581	20.81 %
Green Oak Charter Township, Precinct 8	2	2	1	0	0	163	312	475	1476	32.18 %
Green Oak Charter Township, Precinct 9	0	0	3	0	0	176	249	425	1073	39.61 %
Hamburg Township, Precinct 1	5	5	0	0	2	263	726	989	2765	35.77 %
Hamburg Township, Precinct 2	4	4	0	0	4	212	609	821	2073	39.60 %
Hamburg Township, Precinct 3	4	4	1	0	2	280	575	855	2393	35.73 %
Hamburg Township, Precinct 4	2	2	2	0	0	263	629	892	2168	41.14 %
Hamburg Township, Precinct 5	2	2	0	0	3	208	547	755	1960	38.52 %
Hamburg Township, Precinct 6	2	2	2	0	3	395	642	1037	2655	39.06 %
Hamburg Township, Precinct 7	2	2	0	0	0	226	463	689	1526	45.15 %
Hamburg Township, Precinct 8	0	0	1	0	2	135	403	538	1333	40.36 %



**Board of Canvassers Statement of  
Votes Cast Report**

Run Time 12:40 PM  
Run Date 08/14/2018

**Livingston County, Michigan**

Primary Election, Tuesday, August 7, 2018

8/7/2018

Page 82 of 132

**Official results**

**Registered Voters**

49756 of 146507 = 33.96 %

**Precincts Reporting**

96 of 96 = 100.00 %

**Representative In Congress 8th District - LIBERTARIAN - Vote for not more than 1**

Precinct	Brian Ellison	Cast Votes	Undervotes	Overvotes	Invalid Votes	Absentee Voting Ballots Cast	Election Day Voting Ballots Cast	Total Ballots Cast	Registered Voters	Turnout Percentage
Handy Township, Precinct 1	1	1	0	0	1	88	348	436	1563	27.90 %
Handy Township, Precinct 2	0	0	1	0	2	109	344	453	2036	22.25 %
Handy Township, Precinct 3	1	1	0	0	1	122	459	581	2365	24.57 %
Hartland Township, Precinct 1	1	1	1	0	1	300	486	786	2259	34.79 %
Hartland Township, Precinct 2	0	0	0	0	2	156	486	642	2450	26.20 %
Hartland Township, Precinct 3	1	1	0	0	3	295	537	832	2696	30.86 %
Hartland Township, Precinct 4	1	1	1	0	0	185	515	700	2160	32.41 %
Hartland Township, Precinct 5	0	0	1	0	1	191	344	535	1684	31.77 %
Howell Township, Precinct 1	2	2	1	0	1	246	380	626	1882	33.26 %
Howell Township, Precinct 2	3	3	1	0	2	201	448	649	1953	33.23 %
Howell Township, Precinct 3	1	1	0	0	1	172	280	452	1726	26.19 %
Iosco Township, Precinct 1	1	1	0	0	0	0	367	367	1237	29.67 %
Iosco Township, Precinct 2	2	2	1	0	2	0	476	476	1590	29.94 %
Marion Township, Precinct 1	1	1	1	0	0	317	383	700	2188	31.99 %
Marion Township, Precinct 2	2	2	0	0	0	355	492	847	2358	35.92 %
Marion Township, Precinct 3	1	1	1	0	0	286	292	578	1533	37.70 %
Marion Township, Precinct 4	1	1	2	0	0	335	499	834	2200	37.91 %
Oceola Township, Precinct 1	3	3	0	0	1	345	447	792	2261	35.03 %
Oceola Township, Precinct 2	4	4	0	0	2	323	503	826	2472	33.41 %
Oceola Township, Precinct 3	2	2	1	0	1	279	464	743	2719	27.33 %
Oceola Township, Precinct 4	2	2	0	0	1	226	371	597	1773	33.67 %

**Board of Canvassers Statement of  
Votes Cast Report**

Run Time 12:40 PM  
Run Date 08/14/2018

**Livingston County, Michigan**

Primary Election, Tuesday, August 7, 2018

8/7/2018

Page 83 of 132

**Official results**

Registered Voters  
49756 of 146507 = 33.96 %  
Precincts Reporting  
96 of 96 = 100.00 %

**Representative In Congress 8th District - LIBERTARIAN - Vote for not more than 1**

Precinct	Brian Ellison	Cast Votes	Undervotes	Overvotes	Invalid Votes	Absentee Voting Ballots Cast	Election Day Voting Ballots Cast	Total Ballots Cast	Registered Voters	Turnout Percentage
Oceola Township, Precinct 5	3	3	1	0	1	292	204	496	1160	42.76 %
Putnam Township, Precinct 1	2	2	0	0	0	179	330	509	1356	37.54 %
Putnam Township, Precinct 2	2	2	1	0	1	296	418	714	1952	36.58 %
Putnam Township, Precinct 3	5	5	0	0	3	146	355	501	1599	31.33 %
Putnam Township, Precinct 4	2	2	0	0	0	248	273	521	1249	41.71 %
Tyrone Township, Precinct 1	2	2	0	0	1	0	630	630	2332	27.02 %
Tyrone Township, Precinct 2	3	3	1	0	0	0	722	722	2286	31.58 %
Tyrone Township, Precinct 3	0	0	0	0	0	0	705	705	2161	32.62 %
Tyrone Township, Precinct 4	0	0	0	0	2	0	584	584	1956	29.86 %
Unadilla Township, Precinct 1	1	1	1	0	0	0	736	736	2503	29.40 %
<b>Totals</b>	<b>139</b>	<b>139</b>	<b>46</b>	<b>0</b>	<b>93</b>	<b>16300</b>	<b>33456</b>	<b>49756</b>	<b>146507</b>	<b>33.96 %</b>

**Board of Canvassers Statement of  
Votes Cast Report**

Run Time 12:40 PM  
Run Date 08/14/2018

**Livingston County, Michigan**

Primary Election, Tuesday, August 7, 2018

8/7/2018

Page 103 of 132

**Official results**

Registered Voters  
49756 of 146507 = 33.96 %  
Precincts Reporting  
96 of 96 = 100.00 %

**Judge Of Circuit Court 44th Circuit New Judgeship 8 Year Term - NONPARTISAN - Vote for not more than 1**

Precinct	Dennis L. Brewer	Monica J. Copeland	L. Suzanne Geddis	Tara A. Pearson	Cast Votes	Undervotes	Overvotes	Invalid Votes	Absentee Voting Ballots Cast	Election Day Voting Ballots Cast	Total Ballots Cast	Registered Voters	Turnout Percentage
City of Brighton, Precinct 1	102	112	171	40	425	195	1	0	227	394	621	1768	35.12 %
City of Brighton, Precinct 2	95	115	116	32	358	167	4	0	208	321	529	1423	37.17 %
City of Brighton, Precinct 3	123	155	207	45	530	209	5	0	290	454	744	1603	46.41 %
City of Brighton, Precinct 4	107	139	215	45	506	177	2	0	359	326	685	1167	58.70 %
City of Howell, Precinct 1	112	153	161	95	521	175	1	0	213	484	697	2347	29.70 %
City of Howell, Precinct 2	86	109	104	72	371	128	0	0	92	407	499	2117	23.57 %
City of Howell, Precinct 3	133	180	168	94	575	213	1	0	229	560	789	2473	31.90 %
Brighton Charter Township, Precinct 1	140	107	185	44	476	205	6	0	289	398	687	1752	39.21 %
Brighton Charter Township, Precinct 2	94	50	90	43	277	159	0	0	156	280	436	1492	29.22 %
Brighton Charter Township, Precinct 3	127	100	153	40	420	256	3	0	297	382	679	1599	42.46 %
Brighton Charter Township, Precinct 4	75	70	131	53	329	172	3	0	158	346	504	1449	34.78 %
Brighton Charter Township, Precinct 5	69	51	74	30	224	79	0	0	78	225	303	1001	30.27 %
Brighton Charter Township, Precinct 6	213	114	170	61	558	224	0	0	242	540	782	2154	36.30 %
Brighton Charter Township, Precinct 7	124	76	177	39	416	243	1	0	246	414	660	1833	36.01 %
Brighton Charter Township, Precinct 8	91	86	119	26	322	151	0	0	163	310	473	1203	39.32 %
Brighton Charter Township, Precinct 9	201	136	204	73	614	304	2	0	354	566	920	2468	37.28 %
Cohoctah Township, Precinct 1	161	171	172	108	612	221	0	0	0	833	833	2575	32.35 %

**Board of Canvassers Statement of  
Votes Cast Report**

Run Time 12:40 PM  
Run Date 08/14/2018

**Livingston County, Michigan**

Primary Election, Tuesday, August 7, 2018

8/7/2018  
Page 104 of 132

**Official results**

Registered Voters  
49756 of 146507 = 33.96 %  
Precincts Reporting  
96 of 96 = 100.00 %

**Judge Of Circuit Court 44th Circuit New Judgeship 8 Year Term - NONPARTISAN - Vote for not more than 1**

Precinct	Dennis L. Brewer	Monica J. Copeland	L. Suzanne Geddiss	Tara A. Pearson	Cast Votes	Undervotes	Overvotes	Invalid Votes	Absentee Voting Ballots Cast	Election Day Voting Ballots Cast	Total Ballots Cast	Registered Voters	Turnout Percentage
Conway Township, Precinct 1	197	194	117	82	590	209	0	0	0	799	799	2562	31.19 %
Deerfield Township, Precinct 1	96	59	108	22	285	187	1	0	178	295	473	1575	30.03 %
Deerfield Township, Precinct 2	118	88	118	47	371	192	0	0	173	390	563	1750	32.17 %
Genoa Charter Township, Precinct 1	116	97	87	62	362	184	1	0	198	349	547	1768	30.94 %
Genoa Charter Township, Precinct 2	54	44	52	16	166	73	0	0	77	162	239	1423	16.80 %
Genoa Charter Township, Precinct 3	131	76	160	36	403	178	0	0	262	319	581	1603	36.24 %
Genoa Charter Township, Precinct 4	97	107	130	41	375	163	0	0	200	338	538	1167	46.10 %
Genoa Charter Township, Precinct 5	97	75	83	40	295	81	0	0	134	242	376	1032	36.43 %
Genoa Charter Township, Precinct 6	180	149	243	48	620	356	6	0	543	439	982	2307	42.57 %
Genoa Charter Township, Precinct 7	60	70	82	21	233	101	0	0	142	192	334	899	37.15 %
Genoa Charter Township, Precinct 8	110	90	161	36	397	191	2	0	311	279	590	1342	43.96 %
Genoa Charter Township, Precinct 9	90	73	108	60	331	173	1	0	242	263	505	1515	33.33 %
Genoa Charter Township, Precinct 10	141	114	139	36	430	113	0	0	246	297	543	1457	37.27 %
Genoa Charter Township, Precinct 11	33	29	47	24	133	66	0	0	71	128	199	694	28.67 %
Genoa Charter Township, Precinct 12	8	7	22	5	42	21	0	0	18	45	63	154	40.91 %
Genoa Charter Township, Precinct 13	50	44	62	16	172	83	2	0	133	124	257	745	34.50 %

**Board of Canvassers Statement of  
Votes Cast Report**

Run Time 12:40 PM  
Run Date 08/14/2018

**Livingston County, Michigan**

Primary Election, Tuesday, August 7, 2018

8/7/2018

Page 105 of 132

**Official results**

Registered Voters

49756 of 146507 = 33.96 %

Precincts Reporting

96 of 96 = 100.00 %

**Judge Of Circuit Court 44th Circuit New Judgeship 8 Year Term - NONPARTISAN - Vote for not more than 1**

Precinct	Dennis L. Brewer	Monica J. Copeland	L. Suzanne Geddis	Tara A. Pearson	Cast Votes	Undervotes	Overvotes	Invalid Votes	Absentee Voting Ballots Cast	Election Day Voting Ballots Cast	Total Ballots Cast	Registered Voters	Turnout Percentage
Green Oak Charter Township, Precinct 1	72	102	111	28	313	301	1	0	236	379	615	2075	29.64 %
Green Oak Charter Township, Precinct 2	101	103	143	54	401	147	2	0	160	390	550	1581	34.79 %
Green Oak Charter Township, Precinct 3	138	105	118	57	418	296	0	0	263	451	714	2041	34.98 %
Green Oak Charter Township, Precinct 4	132	120	137	41	430	292	0	0	300	422	722	2075	34.80 %
Green Oak Charter Township, Precinct 5	82	90	131	43	346	240	3	0	264	325	589	1581	37.25 %
Green Oak Charter Township, Precinct 6	108	135	148	38	429	326	6	0	395	366	761	2075	36.67 %
Green Oak Charter Township, Precinct 7	53	47	86	20	206	122	1	0	140	189	329	1581	20.81 %
Green Oak Charter Township, Precinct 8	79	79	86	30	274	200	1	0	163	312	475	1476	32.18 %
Green Oak Charter Township, Precinct 9	70	70	110	32	282	140	3	0	176	249	425	1073	39.61 %
Hamburg Township, Precinct 1	202	184	282	69	737	251	1	0	263	726	989	2765	35.77 %
Hamburg Township, Precinct 2	153	187	188	96	624	195	2	0	212	609	821	2073	39.60 %
Hamburg Township, Precinct 3	177	141	217	99	634	221	0	0	280	575	855	2393	35.73 %
Hamburg Township, Precinct 4	164	170	211	62	607	281	4	0	263	629	892	2168	41.14 %
Hamburg Township, Precinct 5	149	125	221	64	559	195	1	0	208	547	755	1960	38.52 %
Hamburg Township, Precinct 6	211	166	256	115	748	287	2	0	395	642	1037	2655	39.06 %
Hamburg Township, Precinct 7	142	121	177	46	486	199	4	0	226	463	689	1526	45.15 %
Hamburg Township, Precinct 8	117	98	136	59	410	128	0	0	135	403	538	1333	40.36 %

**Board of Canvassers Statement of  
Votes Cast Report**

Run Time 12:40 PM  
Run Date 08/14/2018

**Livingston County, Michigan**

Primary Election, Tuesday, August 7, 2018

8/7/2018

Page 106 of 132

**Official results**

Registered Voters

49756 of 146507 = 33.96 %

Precincts Reporting

96 of 96 = 100.00 %

**Judge Of Circuit Court 44th Circuit New Judgeship 8 Year Term - NONPARTISAN - Vote for not more than 1**

Precinct	Dennis L. Brewer	Monica J. Copeland	L. Suzanne Geddis	Tara A. Pearson	Cast Votes	Undervotes	Overvotes	Invalid Votes	Absentee Voting Ballots Cast	Election Day Voting Ballots Cast	Total Ballots Cast	Registered Voters	Turnout Percentage
Handy Township, Precinct 1	94	104	81	29	308	124	4	0	88	348	436	1563	27.90 %
Handy Township, Precinct 2	119	102	79	39	339	114	0	0	109	344	453	2036	22.25 %
Handy Township, Precinct 3	146	137	99	49	431	148	2	0	122	459	581	2365	24.57 %
Hartland Township, Precinct 1	201	135	151	40	527	258	1	0	300	486	786	2259	34.79 %
Hartland Township, Precinct 2	199	113	126	22	460	182	0	0	156	486	642	2450	26.20 %
Hartland Township, Precinct 3	203	99	164	53	519	313	0	0	295	537	832	2696	30.86 %
Hartland Township, Precinct 4	241	90	113	35	479	219	2	0	185	515	700	2160	32.41 %
Hartland Township, Precinct 5	136	92	102	38	368	167	0	0	191	344	535	1684	31.77 %
Howell Township, Precinct 1	120	120	156	51	447	173	6	0	246	380	626	1882	33.26 %
Howell Township, Precinct 2	110	118	153	72	453	194	2	0	201	448	649	1953	33.23 %
Howell Township, Precinct 3	94	85	110	48	337	114	1	0	172	280	452	1726	26.19 %
Iosco Township, Precinct 1	77	64	42	26	209	158	0	0	0	367	367	1237	29.67 %
Iosco Township, Precinct 2	116	92	89	44	341	134	1	0	0	476	476	1590	29.94 %
Marion Township, Precinct 1	140	110	183	97	530	169	1	0	317	383	700	2188	31.99 %
Marion Township, Precinct 2	173	167	201	76	617	229	1	0	355	492	847	2358	35.92 %
Marion Township, Precinct 3	103	94	162	43	402	172	4	0	286	292	578	1533	37.70 %
Marion Township, Precinct 4	148	153	180	83	564	266	4	0	335	499	834	2200	37.91 %
Oceola Township, Precinct 1	159	133	174	85	551	239	2	0	345	447	792	2261	35.03 %
Oceola Township, Precinct 2	149	122	173	143	587	237	2	0	323	503	826	2472	33.41 %
Oceola Township, Precinct 3	149	145	143	66	503	239	1	0	279	464	743	2719	27.33 %
Oceola Township, Precinct 4	134	94	133	24	385	212	0	0	226	371	597	1773	33.67 %

**Board of Canvassers Statement of  
Votes Cast Report**

Run Time 12:40 PM  
Run Date 08/14/2018

**Livingston County, Michigan**

Primary Election, Tuesday, August 7, 2018

8/7/2018

Page 107 of 132

**Official results**

Registered Voters

49756 of 146507 = 33.96 %

Precincts Reporting

96 of 96 = 100.00 %

**Judge Of Circuit Court 44th Circuit New Judgeship 8 Year Term - NONPARTISAN - Vote for not more than 1**

Precinct	Dennis L. Brewer	Monica J. Copeland	L. Suzanne Geddis	Tara A. Pearson	Cast Votes	Undervotes	Overvotes	Invalid Votes	Absentee Voting Ballots Cast	Election Day Voting Ballots Cast	Total Ballots Cast	Registered Voters	Turnout Percentage
Oceola Township, Precinct 5	96	80	111	36	323	171	2	0	292	204	496	1160	42.76 %
Putnam Township, Precinct 1	94	76	85	52	307	201	1	0	179	330	509	1356	37.54 %
Putnam Township, Precinct 2	136	109	136	50	431	283	0	0	296	418	714	1952	36.58 %
Putnam Township, Precinct 3	91	79	98	44	312	189	0	0	146	355	501	1599	31.33 %
Putnam Township, Precinct 4	110	80	113	60	363	158	0	0	248	273	521	1249	41.71 %
Tyrone Township, Precinct 1	174	83	123	59	439	190	1	0	0	630	630	2332	27.02 %
Tyrone Township, Precinct 2	148	97	173	64	482	240	0	0	0	722	722	2286	31.58 %
Tyrone Township, Precinct 3	164	92	172	46	474	229	2	0	0	705	705	2161	32.62 %
Tyrone Township, Precinct 4	129	73	116	58	376	208	0	0	0	584	584	1956	29.86 %
Unadilla Township, Precinct 1	166	107	142	53	468	268	0	0	0	736	736	2503	29.40 %
<b>Totals</b>	<b>10100</b>	<b>8528</b>	<b>11177</b>	<b>4170</b>	<b>33975</b>	<b>15668</b>	<b>113</b>	<b>0</b>	<b>16300</b>	<b>33456</b>	<b>49756</b>	<b>146507</b>	<b>33.96 %</b>

# Statement of Votes Cast

Open Primary  
Luce County, Michigan  
August 07, 2018

SOVC for: All Contests, All Districts, All Counting Groups

Precinct	Registered Voters	Cards Cast	Voters Cast	% Turnout
<b>Luce County</b>				
<b>Luce County Michigan</b>				
Columbus Township, Precinct 1	172	62	62	36.05%
Lakefield Township, Precinct 1	936	317	317	33.87%
McMillan Township, Precinct 1	2,014	524	524	26.02%
Pentland Township, Precinct 1	1,128	343	343	30.41%
<b>Luce County Michigan - Total</b>	<b>4,250</b>	<b>1,246</b>	<b>1,246</b>	<b>29.32%</b>
<b>Luce County - Total</b>	<b>4,250</b>	<b>1,246</b>	<b>1,246</b>	<b>29.32%</b>



**Governor (R) (Vote for 1)  
REP**

Precinct	Times Cast	Registered Voters	Precinct	Brian Calley (REP)	Patrick Colbeck (REP)	Jim Hines (REP)	Bill Schuette (REP)	Total Votes	Unresolved Write-In
<b>Luce County</b>			<b>Luce County</b>						
Columbus Township, Precinct 1	62	172	Columbus Township, Precinct 1	9 22.50%	5 12.50%	10 25.00%	16 40.00%	40	0
Lakefield Township, Precinct 1	317	936	Lakefield Township, Precinct 1	78 35.45%	18 8.18%	32 14.55%	92 41.82%	220	0
McMillan Township, Precinct 1	524	2,014	McMillan Township, Precinct 1	84 27.18%	13 4.21%	39 12.62%	173 55.99%	309	1
Pentland Township, Precinct 1	343	1,128	Pentland Township, Precinct 1	67 30.32%	9 4.07%	22 9.95%	123 55.66%	221	0
Luce County Michigan - Total	1,246	4,250	Luce County Michigan - Total	238 30.13%	45 5.70%	103 13.04%	404 51.14%	790	1

**US Senate (R) (Vote for 1)**

Precinct	Times Cast	Registered Voters	Precinct	John James (REP)	Sandy Pensler (REP)	Total Votes	Unresolved Write-In
<b>Luce County</b>			<b>Luce County</b>				
Columbus Township, Precinct 1	62	172	Columbus Township, Precinct 1	15 37.50%	25 62.50%	40	0
Lakefield Township, Precinct 1	317	936	Lakefield Township, Precinct 1	95 43.58%	123 56.42%	218	0
McMillan Township, Precinct 1	524	2,014	McMillan Township, Precinct 1	130 44.22%	164 55.78%	294	2
Pentland Township, Precinct 1	343	1,128	Pentland Township, Precinct 1	90 42.65%	121 57.35%	211	0
Luce County Michigan - Total	1,246	4,250	Luce County Michigan - Total	330 43.25%	433 56.75%	763	2

**D1 Congressional (R) (Vote for 1)**

Precinct	Times Cast	Registered Voters	Precinct	Jack Bergman (REP)	Total Votes	Unresolved Write-In
<b>Luce County</b>			<b>Luce County</b>			
Columbus Township, Precinct 1	62	172	Columbus Township, Precinct 1	36 100.00%	36	0
Lakefield Township, Precinct 1	317	936	Lakefield Township, Precinct 1	194 100.00%	194	0
McMillan Township, Precinct 1	524	2,014	McMillan Township, Precinct 1	277 100.00%	277	4
Pentland Township, Precinct 1	343	1,128	Pentland Township, Precinct 1	201 100.00%	201	0
Luce County Michigan - Total	1,246	4,250	Luce County Michigan - Total	708 100.00%	708	4

**D37 State Senate (R) (Vote for 1)**

Precinct	Times Cast	Registered Voters	Precinct	Jim Gurr (REP)	Wayne Schmidt (REP)	Total Votes	Unresolved Write-In
<b>Luce County</b>			<b>Luce County</b>				
Columbus Township, Precinct 1	62	172	Columbus Township, Precinct 1	7 19.44%	29 80.56%	36	0
Lakefield Township, Precinct 1	317	936	Lakefield Township, Precinct 1	24 11.94%	177 88.06%	201	0
McMillan Township, Precinct 1	524	2,014	McMillan Township, Precinct 1	45 15.85%	239 84.15%	284	4
Pentland Township, Precinct 1	343	1,128	Pentland Township, Precinct 1	27 12.98%	181 87.02%	208	0
Luce County Michigan - Total	1,246	4,250	Luce County Michiqan - Total	103 14.13%	626 85.87%	729	4

**D109 Representative (R) (Vote for 1)**

Precinct	Times Cast	Registered Voters	Precinct	Melody Wagner (REP)	Total Votes	Unresolved Write-In
<b>Luce County</b>			<b>Luce County</b>			
Columbus Township, Precinct 1	62	172	Columbus Township, Precinct 1	34 100.00%	34	0
Lakefield Township, Precinct 1	317	936	Lakefield Township, Precinct 1	174 100.00%	174	0
McMillan Township, Precinct 1	524	2,014	McMillan Township, Precinct 1	255 100.00%	255	5
Pentland Township, Precinct 1	343	1,128	Pentland Township, Precinct 1	185 100.00%	185	0
Luce County Michigan - Total	1,246	4,250	Luce County Michiqan - Total	648 100.00%	648	5

**D1 Commissioner (R) (Vote for 1)**

Precinct	Times Cast	Registered Voters	Precinct	Nancy Morrison (REP)	Total Votes	Unresolved Write-In
<b>Luce County</b>			<b>Luce County</b>			
McMillan Township, Precinct 1	164	752	McMillan Township, Precinct 1	85 100.00%	85	6
Luce County Michigan - Total	164	752	Luce County Michiqan - Total	85 100.00%	85	6

**PC Delegate Columbus Twp 1 (R) (Vote for 1)**

Precinct	Times Cast	Registered Voters	Precinct	Total Votes	Unresolved Write-In
<b>Luce County</b>			<b>Luce County</b>		
Columbus Township, Precinct 1	62	172	Columbus Township, Precinct 1	0	0
Luce County Michigan - Total	62	172	Luce County Michigan - Total	0	0

**PC Delegate Lakefield Twp 1 (R) (Vote for 1)**

Precinct	Times Cast	Registered Voters	Precinct	Total Votes	Unresolved Write-In
<b>Luce County</b>			<b>Luce County</b>		
Lakefield Township, Precinct 1	317	936	Lakefield Township, Precinct 1	0	15
Luce County Michigan - Total	317	936	Luce County Michigan - Total	0	15

**PC Delegate McMillan Twp 1 (R) (Vote for 1)**

Precinct	Times Cast	Registered Voters	Precinct	Total Votes	Unresolved Write-In
<b>Luce County</b>			<b>Luce County</b>		
McMillan Township, Precinct 1	524	2,014	McMillan Township, Precinct 1	0	27
Luce County Michigan - Total	524	2,014	Luce County Michigan - Total	0	27

**PC Delegate Pentland Twp 1 (R) (Vote for 1)**

Precinct	Times Cast	Registered Voters	Precinct	Total Votes	Unresolved Write-In
<b>Luce County</b>			<b>Luce County</b>		
Pentland Township, Precinct 1	343	1,128	Pentland Township, Precinct 1	0	24
Luce County Michigan - Total	343	1,128	Luce County Michigan - Total	0	24

**Governor (D) (Vote for 1)**

Precinct	Times Cast	Registered Voters	Precinct	Abdul El-Sayed (DEM)	Shri Thanedar (DEM)	Gretchen Whitmer (DEM)	Total Votes	Unresolved Write-In
<b>Luce County</b>			<b>Luce County</b>					
Columbus Township, Precinct 1	62	172	Columbus Township, Precinct 1	3 18.75%	5 31.25%	8 50.00%	16	0
Lakefield Township, Precinct 1	317	936	Lakefield Township, Precinct 1	6 6.45%	18 19.35%	69 74.19%	93	0
McMillan Township, Precinct 1	524	2,014	McMillan Township, Precinct 1	28 15.38%	38 20.88%	116 63.74%	182	0
Pentland Township, Precinct 1	343	1,128	Pentland Township, Precinct 1	13 10.83%	14 11.67%	93 77.50%	120	0
Luce County Michigan - Total	1,246	4,250	Luce County Michigan - Total	50 12.17%	75 18.25%	286 69.59%	411	0

**US Senate (D) (Vote for 1)**

Precinct	Times Cast	Registered Voters	Precinct	Debbie Stabenow (DEM)	Total Votes	Unresolved Write-In
<b>Luce County</b>			<b>Luce County</b>			
Columbus Township, Precinct 1	62	172	Columbus Township, Precinct 1	17 100.00%	17	0
Lakefield Township, Precinct 1	317	936	Lakefield Township, Precinct 1	89 100.00%	89	0
McMillan Township, Precinct 1	524	2,014	McMillan Township, Precinct 1	161 100.00%	161	3
Pentland Township, Precinct 1	343	1,128	Pentland Township, Precinct 1	116 100.00%	116	1
Luce County Michigan - Total	1,246	4,250	Luce County Michigan - Total	383 100.00%	383	4

**D1 Congressional (D) (Vote for 1)**

Precinct	Times Cast	Registered Voters	Precinct	Matthew Morgan	Total Votes	Unresolved Write-In
<b>Luce County</b>			<b>Luce County</b>			
Columbus Township, Precinct 1	62	172	Columbus Township, Precinct 1	6	7	1
Lakefield Township, Precinct 1	317	936	Lakefield Township, Precinct 1	21	27	6
McMillan Township, Precinct 1	524	2,014	McMillan Township, Precinct 1	62	73	11
Pentland Township, Precinct 1	343	1,128	Pentland Township, Precinct 1	48	50	2
Luce County Michigan - Total	1,246	4,250	Luce County Michigan - Total	137	157	20

**D37 State Senate (D) (Vote for 1)**

Precinct	Times Cast	Registered Voters	Precinct	Jim Page (DEM)	Total Votes	Unresolved Write-In
<b>Luce County</b>			<b>Luce County</b>			
Columbus Township, Precinct 1	62	172	Columbus Township, Precinct 1	15 100.00%	15	0
Lakefield Township, Precinct 1	317	936	Lakefield Township, Precinct 1	77 100.00%	77	0
McMillan Township, Precinct 1	524	2,014	McMillan Township, Precinct 1	145 100.00%	145	3
Pentland Township, Precinct 1	343	1,128	Pentland Township, Precinct 1	106 100.00%	106	1
Luce County Michigan - Total	1,246	4,250	Luce County Michigan - Total	343 100.00%	343	4

**D109 Representative (D) (Vote for 1)**

Precinct	Times Cast	Registered Voters	Precinct	Sara Cambensy (DEM)	Total Votes	Unresolved Write-In
<b>Luce County</b>			<b>Luce County</b>			
Columbus Township, Precinct 1	62	172	Columbus Township, Precinct 1	15 100.00%	15	0
Lakefield Township, Precinct 1	317	936	Lakefield Township, Precinct 1	78 100.00%	78	1
McMillan Township, Precinct 1	524	2,014	McMillan Township, Precinct 1	161 100.00%	161	2
Pentland Township, Precinct 1	343	1,128	Pentland Township, Precinct 1	112 100.00%	112	0
Luce County Michigan - Total	1,246	4,250	Luce County Michiqan - Total	366 100.00%	366	3

**D1 Commissioner (D) (Vote for 1)**

Precinct	Times Cast	Registered Voters	Precinct	Total Votes	Unresolved Write-In
<b>Luce County</b>			<b>Luce County</b>		
McMillan Township, Precinct 1	164	752	McMillan Township, Precinct 1	0	6
Luce County Michigan - Total	164	752	Luce County Michiqan - Total	0	6

**D2 Commissioner(D) (Vote for 1)**

Precinct	Times Cast	Registered Voters	Precinct	Total Votes	Unresolved Write-In
<b>Luce County</b>			<b>Luce County</b>		
McMillan Township, Precinct 1	237	793	McMillan Township, Precinct 1	0	8
Luce County Michigan - Total	237	793	Luce County Michiqan - Total	0	8

**D3 Commissioner (D) (Vote for 1)**

Precinct	Times Cast	Registered Voters	Precinct	Total Votes	Unresolved Write-In
<b>Luce County</b>			<b>Luce County</b>		
McMillan Township, Precinct 1	123	469	McMillan Township, Precinct 1	0	1
Pentland Township, Precinct 1	66	333	Pentland Township, Precinct 1	0	3
Luce County Michigan - Total	189	802	Luce County Michiqan - Total	0	4

**PC Delegate Lakefield Twp 1 (D) (Vote for 1)**

Precinct	Times Cast	Registered Voters	Precinct	Total Votes	Unresolved Write-In
<b>Luce County</b>			<b>Luce County</b>		
Lakefield Township, Precinct 1	317	936	Lakefield Township, Precinct 1	0	10
Luce County Michigan - Total	317	936	Luce County Michigan - Total	0	10

**PC Delegate McMillan Twp 1 (D) (Vote for 1)**

Precinct	Times Cast	Registered Voters	Precinct	Total Votes	Unresolved Write-In
<b>Luce County</b>			<b>Luce County</b>		
McMillan Township, Precinct 1	524	2,014	McMillan Township, Precinct 1	0	16
Luce County Michigan - Total	524	2,014	Luce County Michigan - Total	0	16

**PC Delegate Pentland Twp 1 (D) (Vote for 1)**

Precinct	Times Cast	Registered Voters	Precinct	Total Votes	Unresolved Write-In
<b>Luce County</b>			<b>Luce County</b>		
Pentland Township, Precinct 1	343	1,128	Pentland Township, Precinct 1	0	5
Luce County Michigan - Total	343	1,128	Luce County Michigan - Total	0	5

**Governor (L) (Vote for 1)**

Precinct	Times Cast	Registered Voters	Precinct	Bill Gelineau (LIB)	John J. Tatar (LIB)	Total Votes	Unresolved Write-In
<b>Luce County</b>			<b>Luce County</b>				
Columbus Township, Precinct 1	62	172	Columbus Township, Precinct 1	0 0.00%	1 100.00%	1	0
Lakefield Township, Precinct 1	317	936	Lakefield Township, Precinct 1	0	0	0	0
McMillan Township, Precinct 1	524	2,014	McMillan Township, Precinct 1	3 50.00%	3 50.00%	6	0
Pentland Township, Precinct 1	343	1,128	Pentland Township, Precinct 1	0 0.00%	1 100.00%	1	0
Luce County Michigan - Total	1,246	4,250	Luce County Michigan - Total	3 37.50%	5 62.50%	8	0

**US Senate (L) (Vote for 1)**

Precinct	Times Cast	Registered Voters	Precinct	Total Votes	Unresolved Write-In
<b>Luce County</b>			<b>Luce County</b>		
Columbus Township, Precinct 1	62	172	Columbus Township, Precinct 1	0	0
Lakefield Township, Precinct 1	317	936	Lakefield Township, Precinct 1	0	0
McMillan Township, Precinct 1	524	2,014	McMillan Township, Precinct 1	0	1
Pentland Township, Precinct 1	343	1,128	Pentland Township, Precinct 1	0	0
Luce County Michigan - Total	1,246	4,250	Luce County Michigan - Total	0	1

**D1 Congressional (L) (Vote for 1)**

Precinct	Times Cast	Registered Voters	Precinct	Total Votes	Unresolved Write-In
<b>Luce County</b>			<b>Luce County</b>		
Columbus Township, Precinct 1	62	172	Columbus Township, Precinct 1	0	0
Lakefield Township, Precinct 1	317	936	Lakefield Township, Precinct 1	0	0
McMillan Township, Precinct 1	524	2,014	McMillan Township, Precinct 1	0	2
Pentland Township, Precinct 1	343	1,128	Pentland Township, Precinct 1	0	0
Luce County Michigan - Total	1,246	4,250	Luce County Michigan - Total	0	2

**D37 State Senate (L) (Vote for 1)**

Precinct	Times Cast	Registered Voters	Precinct	Total Votes	Unresolved Write-In
<b>Luce County</b>			<b>Luce County</b>		
Columbus Township, Precinct 1	62	172	Columbus Township, Precinct 1	0	0
Lakefield Township, Precinct 1	317	936	Lakefield Township, Precinct 1	0	0
McMillan Township, Precinct 1	524	2,014	McMillan Township, Precinct 1	0	2
Pentland Township, Precinct 1	343	1,128	Pentland Township, Precinct 1	0	0
Luce County Michigan - Total	1,246	4,250	Luce County Michigan - Total	0	2

**D109 Representative (L) (Vote for 1)**

Precinct	Times Cast	Registered Voters	Precinct	Total Votes	Unresolved Write-In
<b>Luce County</b>			<b>Luce County</b>		
Columbus Township, Precinct 1	62	172	Columbus Township, Precinct 1	0	0
Lakefield Township, Precinct 1	317	936	Lakefield Township, Precinct 1	0	0
McMillan Township, Precinct 1	524	2,014	McMillan Township, Precinct 1	0	2
Pentland Township, Precinct 1	343	1,128	Pentland Township, Precinct 1	0	0
Luce County Michigan - Total	1,246	4,250	Luce County Michigan - Total	0	2

**D1 Commissioner (L) (Vote for 1)**

Precinct	Times Cast	Registered Voters	Precinct	Total Votes	Unresolved Write-In
<b>Luce County</b>			<b>Luce County</b>		
McMillan Township, Precinct 1	164	752	McMillan Township, Precinct 1	0	0
Luce County Michigan - Total	164	752	Luce County Michigan - Total	0	0

**D2 Commissioner (L) (Vote for 1)**

Precinct	Times Cast	Registered Voters	Precinct	Total Votes	Unresolved Write-In
<b>Luce County</b>			<b>Luce County</b>		
McMillan Township, Precinct 1	237	793	McMillan Township, Precinct 1	0	2
Luce County Michigan - Total	237	793	Luce County Michigan - Total	0	2

**D3 Commissioner (L) (Vote for 1)**

Precinct	Times Cast	Registered Voters	Precinct	Total Votes	Unresolved Write-In
<b>Luce County</b>			<b>Luce County</b>		
McMillan Township, Precinct 1	123	469	McMillan Township, Precinct 1	0	0
Pentland Township, Precinct 1	66	333	Pentland Township, Precinct 1	0	0
Luce County Michigan - Total	189	802	Luce County Michigan - Total	0	0



# Statement of Votes Cast

Open Primary

Mackinac County, Michigan

August 07, 2018

SOVC for: All Contests, All Districts, All Counting Groups

Precinct	Registered Voters	Cards Cast	Voters Cast	% Turnout
<b>County</b>				
<b>Mackinac County Michigan</b>				
City of Mackinac Island, Precinct 1	764	193	193	25.26%
City of St. Ignace, Precinct 1	2,074	619	619	29.85%
Bois Blanc Township, Precinct 1	108	54	54	50.00%
Brevort Township, Precinct 1	459	144	144	31.37%
Clark Township, Precinct 1	1,727	639	639	37.00%
Garfield Township, Precinct 1	463	132	132	28.51%
Garfield Township, Precinct 2	434	188	188	43.32%
Hendricks Township, Precinct 1	110	46	46	41.82%
Hudson Township, Precinct 1	166	41	41	24.70%
Marquette Township, Precinct 1	484	160	160	33.06%
Moran Township, Precinct 1	921	390	390	42.35%
Newton Township, Precinct 1	373	108	108	28.95%
Portage Township, Precinct 1	745	297	297	39.87%
St. Ignace Township, Precinct 1	622	202	202	32.48%
Mackinac County Michigan - Total	9,450	3,213	3,213	34.00%
County - Total	9,450	3,213	3,213	34.00%

## Governor (R) (Vote for 1) REP

Precinct	Times Cast	Registered Voters
<b>County</b>		
<b>Mackinac County Michigan</b>		
City of Mackinac Island, Precinct 1	193	764
City of St. Ignace, Precinct 1	619	2,074
Bois Blanc Township, Precinct 1	54	108
Brevort Township, Precinct 1	144	459
Clark Township, Precinct 1	639	1,727
Garfield Township, Precinct 1	132	463
Garfield Township, Precinct 2	188	434
Hendricks Township, Precinct 1	46	110
Hudson Township, Precinct 1	41	166
Marquette Township, Precinct 1	160	484
Moran Township, Precinct 1	390	921
Newton Township, Precinct 1	108	373
Portage Township, Precinct 1	297	745
St. Ignace Township, Precinct 1	202	622
Mackinac County Michigan - Total	3,213	9,450
<b>Cumulative</b>		
Cumulative	0	0
Cumulative - Total	0	0
County - Total	3,213	9,450

Precinct	Brian Calley (REP)	Patrick Colbeck (REP)
<b>County</b>		
<b>Mackinac County Michigan</b>		
City of Mackinac Island, Precinct 1	36	6
City of St. Ignace, Precinct 1	99	25
Bois Blanc Township, Precinct 1	7	3
Brevort Township, Precinct 1	24	10
Clark Township, Precinct 1	136	39
Garfield Township, Precinct 1	21	15
Garfield Township, Precinct 2	39	5
Hendricks Township, Precinct 1	9	0
Hudson Township, Precinct 1	7	4
Marquette Township, Precinct 1	28	15
Moran Township, Precinct 1	55	27
Newton Township, Precinct 1	12	0
Portage Township, Precinct 1	63	9
St. Ignace Township, Precinct 1	26	16
Mackinac County Michigan - Total	562	174
<b>Cumulative</b>		
Cumulative	0	0
Cumulative - Total	0	0
County - Total	562	174

Precinct	Jim Hines (REP)	Bill Schuette (REP)	Total Votes	Unresolved Write-In
<b>County</b>				
<b>Mackinac County Michigan</b>				
City of Mackinac Island, Precinct 1	10	43	95	0
City of St. Ignace, Precinct 1	45	141	310	0
Bois Blanc Township, Precinct 1	4	13	27	0
Brevort Township, Precinct 1	10	46	90	0
Clark Township, Precinct 1	44	171	390	0
Garfield Township, Precinct 1	10	49	95	0
Garfield Township, Precinct 2	15	77	136	0
Hendricks Township, Precinct 1	10	15	34	0
Hudson Township, Precinct 1	8	10	29	0
Marquette Township, Precinct 1	13	59	115	0
Moran Township, Precinct 1	27	107	216	0
Newton Township, Precinct 1	10	39	61	0
Portage Township, Precinct 1	29	90	191	2
St. Ignace Township, Precinct 1	11	55	108	1
Mackinac County Michigan - Total	246	915	1,897	3
<b>Cumulative</b>				
Cumulative	0	0	0	0
Cumulative - Total	0	0	0	0
County - Total	246	915	1,897	3

# US Senate (R) (Vote for 1) REP

Precinct	Times Cast	Registered Voters
<b>County</b>		
<b>Mackinac County Michigan</b>		
City of Mackinac Island, Precinct 1	193	764
City of St. Ignace, Precinct 1	619	2,074
Bois Blanc Township, Precinct 1	54	108
Brevort Township, Precinct 1	144	459
Clark Township, Precinct 1	639	1,727
Garfield Township, Precinct 1	132	463
Garfield Township, Precinct 2	188	434
Hendricks Township, Precinct 1	46	110
Hudson Township, Precinct 1	41	166
Marquette Township, Precinct 1	160	484
Moran Township, Precinct 1	390	921
Newton Township, Precinct 1	108	373
Portage Township, Precinct 1	297	745
St. Ignace Township, Precinct 1	202	622
<b>Mackinac County Michigan - Total</b>	<b>3,213</b>	<b>9,450</b>
<b>Cumulative</b>		
Cumulative	0	0
Cumulative - Total	0	0
<b>County - Total</b>	<b>3,213</b>	<b>9,450</b>

Precinct	John James (REP)	Sandy Pensler (REP)	Total Votes
<b>County</b>			
<b>Mackinac County Michigan</b>			
City of Mackinac Island, Precinct 1	44	45	89
City of St. Ignace, Precinct 1	115	179	294
Bois Blanc Township, Precinct 1	12	11	23
Brevort Township, Precinct 1	27	55	82
Clark Township, Precinct 1	153	228	381
Garfield Township, Precinct 1	40	51	91
Garfield Township, Precinct 2	68	62	130
Hendricks Township, Precinct 1	19	12	31
Hudson Township, Precinct 1	11	16	27
Marquette Township, Precinct 1	27	88	115
Moran Township, Precinct 1	78	127	205
Newton Township, Precinct 1	22	41	63
Portage Township, Precinct 1	79	106	185
St. Ignace Township, Precinct 1	44	61	105
<b>Mackinac County Michigan - Total</b>	<b>739</b>	<b>1,082</b>	<b>1,821</b>
<b>Cumulative</b>			
Cumulative	0	0	0
Cumulative - Total	0	0	0
<b>County - Total</b>	<b>739</b>	<b>1,082</b>	<b>1,821</b>

Precinct	Unresolved Write-In
<b>County</b>	
<b>Mackinac County Michigan</b>	
City of Mackinac Island, Precinct 1	0
City of St. Ignace, Precinct 1	0
Bois Blanc Township, Precinct 1	0
Brevort Township, Precinct 1	0
Clark Township, Precinct 1	0
Garfield Township, Precinct 1	1
Garfield Township, Precinct 2	0
Hendricks Township, Precinct 1	1
Hudson Township, Precinct 1	0
Marquette Township, Precinct 1	0
Moran Township, Precinct 1	2
Newton Township, Precinct 1	0
Portage Township, Precinct 1	2
St. Ignace Township, Precinct 1	1
Mackinac County Michigan - Total	7
<b>Cumulative</b>	
Cumulative	0
Cumulative - Total	0
County - Total	7

## D1 Congressional (R) (Vote for 1) REP

Precinct	Times Cast	Registered Voters
<b>County</b>		
<b>Mackinac County Michigan</b>		
City of Mackinac Island, Precinct 1	193	764
City of St. Ignace, Precinct 1	619	2,074
Bois Blanc Township, Precinct 1	54	108
Brevort Township, Precinct 1	144	459
Clark Township, Precinct 1	639	1,727
Garfield Township, Precinct 1	132	463
Garfield Township, Precinct 2	188	434
Hendricks Township, Precinct 1	46	110
Hudson Township, Precinct 1	41	166
Marquette Township, Precinct 1	160	484
Moran Township, Precinct 1	390	921
Newton Township, Precinct 1	108	373
Portage Township, Precinct 1	297	745
St. Ignace Township, Precinct 1	202	622
Mackinac County Michigan - Total	3,213	9,450
<b>Cumulative</b>		
Cumulative	0	0
Cumulative - Total	0	0
County - Total	3,213	9,450

Precinct	Jack Bergman (REP)	Total Votes	Unresolved Write-In
<b>County</b>			
<b>Mackinac County Michigan</b>			
City of Mackinac Island, Precinct 1	73	73	0
City of St. Ignace, Precinct 1	282	282	0
Bois Blanc Township, Precinct 1	23	23	0
Brevort Township, Precinct 1	76	76	1
Clark Township, Precinct 1	350	350	1
Garfield Township, Precinct 1	83	83	0
Garfield Township, Precinct 2	127	127	0
Hendricks Township, Precinct 1	26	26	1
Hudson Township, Precinct 1	23	23	0
Marquette Township, Precinct 1	108	108	0
Moran Township, Precinct 1	193	193	0
Newton Township, Precinct 1	55	55	0
Portage Township, Precinct 1	168	168	1
St. Ignace Township, Precinct 1	98	98	0
Mackinac County Michigan - Total	1,685	1,685	4
<b>Cumulative</b>			
Cumulative	0	0	0
Cumulative - Total	0	0	0
County - Total	1,685	1,685	4

## D37 State Senate (R) (Vote for 1) REP

Precinct	Times Cast	Registered Voters
<b>County</b>		
<b>Mackinac County Michigan</b>		
City of Mackinac Island, Precinct 1	193	764
City of St. Ignace, Precinct 1	619	2,074
Bois Blanc Township, Precinct 1	54	108
Brevort Township, Precinct 1	144	459
Clark Township, Precinct 1	639	1,727
Garfield Township, Precinct 1	132	463
Garfield Township, Precinct 2	188	434
Hendricks Township, Precinct 1	46	110
Hudson Township, Precinct 1	41	166
Marquette Township, Precinct 1	160	484
Moran Township, Precinct 1	390	921
Newton Township, Precinct 1	108	373
Portage Township, Precinct 1	297	745
St. Ignace Township, Precinct 1	202	622
Mackinac County Michigan - Total	3,213	9,450
<b>Cumulative</b>		
Cumulative	0	0
Cumulative - Total	0	0
County - Total	3,213	9,450

Precinct	Jim Gurr (REP)	Wayne Schmidt (REP)	Total Votes
<b>County</b>			
<b>Mackinac County Michigan</b>			
City of Mackinac Island, Precinct 1	16	67	83
City of St. Ignace, Precinct 1	26	260	286
Bois Blanc Township, Precinct 1	5	15	20
Brevort Township, Precinct 1	12	65	77
Clark Township, Precinct 1	75	281	356
Garfield Township, Precinct 1	19	68	87
Garfield Township, Precinct 2	17	103	120
Hendricks Township, Precinct 1	6	26	32
Hudson Township, Precinct 1	5	20	25
Marquette Township, Precinct 1	15	92	107
Moran Township, Precinct 1	38	166	204
Newton Township, Precinct 1	5	48	53
Portage Township, Precinct 1	30	144	174
St. Ignace Township, Precinct 1	16	89	105
Mackinac County Michigan - Total	285	1,444	1,729
<b>Cumulative</b>			
Cumulative	0	0	0
Cumulative - Total	0	0	0
County - Total	285	1,444	1,729

Precinct	Unresolved Write-In
<b>County</b>	
<b>Mackinac County Michigan</b>	
City of Mackinac Island, Precinct 1	1
City of St. Ignace, Precinct 1	1
Bois Blanc Township, Precinct 1	0
Brevort Township, Precinct 1	1
Clark Township, Precinct 1	1
Garfield Township, Precinct 1	0
Garfield Township, Precinct 2	0
Hendricks Township, Precinct 1	0
Hudson Township, Precinct 1	0
Marquette Township, Precinct 1	0
Moran Township, Precinct 1	1
Newton Township, Precinct 1	1
Portage Township, Precinct 1	2
St. Ignace Township, Precinct 1	2
<b>Mackinac County Michigan - Total</b>	<b>10</b>
<b>Cumulative</b>	
Cumulative	0
Cumulative - Total	0
County - Total	10



## D107 Representative (R) (Vote for 1) REP

Precinct	Times Cast	Registered Voters
<b>County</b>		
<b>Mackinac County Michigan</b>		
City of Mackinac Island, Precinct 1	193	764
City of St. Ignace, Precinct 1	619	2,074
Bois Blanc Township, Precinct 1	54	108
Brevort Township, Precinct 1	144	459
Clark Township, Precinct 1	639	1,727
Garfield Township, Precinct 1	132	463
Garfield Township, Precinct 2	188	434
Hendricks Township, Precinct 1	46	110
Hudson Township, Precinct 1	41	166
Marquette Township, Precinct 1	160	484
Moran Township, Precinct 1	390	921
Newton Township, Precinct 1	108	373
Portage Township, Precinct 1	297	745
St. Ignace Township, Precinct 1	202	622
Mackinac County Michigan - Total	3,213	9,450
<b>Cumulative</b>		
Cumulative	0	0
Cumulative - Total	0	0
County - Total	3,213	9,450

Precinct	Lee Chatfield (REP)	Bruce M. Newville, Jr. (REP)	Total Votes
<b>County</b>			
<b>Mackinac County Michigan</b>			
City of Mackinac Island, Precinct 1	57	23	80
City of St. Ignace, Precinct 1	263	42	305
Bois Blanc Township, Precinct 1	17	4	21
Brevort Township, Precinct 1	72	13	85
Clark Township, Precinct 1	344	47	391
Garfield Township, Precinct 1	68	20	88
Garfield Township, Precinct 2	107	19	126
Hendricks Township, Precinct 1	28	4	32
Hudson Township, Precinct 1	22	5	27
Marquette Township, Precinct 1	104	9	113
Moran Township, Precinct 1	175	30	205
Newton Township, Precinct 1	45	13	58
Portage Township, Precinct 1	163	19	182
St. Ignace Township, Precinct 1	94	12	106
Mackinac County Michigan - Total	1,559	260	1,819
<b>Cumulative</b>			
Cumulative	0	0	0
Cumulative - Total	0	0	0
County - Total	1,559	260	1,819

Precinct	Unresolved Write-In
<b>County</b>	
<b>Mackinac County Michigan</b>	
City of Mackinac Island, Precinct 1	1
City of St. Ignace, Precinct 1	1
Bois Blanc Township, Precinct 1	0
Brevort Township, Precinct 1	1
Clark Township, Precinct 1	0
Garfield Township, Precinct 1	2
Garfield Township, Precinct 2	0
Hendricks Township, Precinct 1	0
Hudson Township, Precinct 1	0
Marquette Township, Precinct 1	0
Moran Township, Precinct 1	1
Newton Township, Precinct 1	1
Portage Township, Precinct 1	1
St. Ignace Township, Precinct 1	1
Mackinac County Michigan - Total	9
<b>Cumulative</b>	
Cumulative	0
Cumulative - Total	0
County - Total	9

## Governor (D) (Vote for 1) DEM

Precinct	Times Cast	Registered Voters
<b>County</b>		
<b>Mackinac County Michigan</b>		
City of Mackinac Island, Precinct 1	193	764
City of St. Ignace, Precinct 1	619	2,074
Bois Blanc Township, Precinct 1	54	108
Brevort Township, Precinct 1	144	459
Clark Township, Precinct 1	639	1,727
Garfield Township, Precinct 1	132	463
Garfield Township, Precinct 2	188	434
Hendricks Township, Precinct 1	46	110
Hudson Township, Precinct 1	41	166
Marquette Township, Precinct 1	160	484
Moran Township, Precinct 1	390	921
Newton Township, Precinct 1	108	373
Portage Township, Precinct 1	297	745
St. Ignace Township, Precinct 1	202	622
Mackinac County Michigan - Total	3,213	9,450
<b>Cumulative</b>		
Cumulative	0	0
Cumulative - Total	0	0
County - Total	3,213	9,450

Precinct	Abdul El-Sayed (DEM)	Shri Thanedar (DEM)
<b>County</b>		
<b>Mackinac County Michigan</b>		
City of Mackinac Island, Precinct 1	21	4
City of St. Ignace, Precinct 1	37	40
Bois Blanc Township, Precinct 1	5	11
Brevort Township, Precinct 1	5	10
Clark Township, Precinct 1	44	34
Garfield Township, Precinct 1	5	7
Garfield Township, Precinct 2	8	9
Hendricks Township, Precinct 1	0	1
Hudson Township, Precinct 1	3	0
Marquette Township, Precinct 1	13	4
Moran Township, Precinct 1	19	20
Newton Township, Precinct 1	3	5
Portage Township, Precinct 1	11	17
St. Ignace Township, Precinct 1	13	15
Mackinac County Michigan - Total	187	177
<b>Cumulative</b>		
Cumulative	0	0
Cumulative - Total	0	0
County - Total	187	177

Precinct	Gretchen Whitmer (DEM)	Total Votes	Unresolved Write-In
<b>County</b>			
<b>Mackinac County Michigan</b>			
City of Mackinac Island, Precinct 1	63	88	1
City of St. Ignace, Precinct 1	209	286	0
Bois Blanc Township, Precinct 1	10	26	0
Brevort Township, Precinct 1	34	49	0
Clark Township, Precinct 1	145	223	0
Garfield Township, Precinct 1	18	30	0
Garfield Township, Precinct 2	31	48	1
Hendricks Township, Precinct 1	8	9	0
Hudson Township, Precinct 1	8	11	0
Marquette Township, Precinct 1	26	43	1
Moran Township, Precinct 1	124	163	0
Newton Township, Precinct 1	32	40	0
Portage Township, Precinct 1	65	93	0
St. Ignace Township, Precinct 1	59	87	0
Mackinac County Michigan - Total	832	1,196	3
<b>Cumulative</b>			
Cumulative	0	0	0
Cumulative - Total	0	0	0
County - Total	832	1,196	3

# US Senate (D) (Vote for 1) DEM

Precinct	Times Cast	Registered Voters
<b>County</b>		
<b>Mackinac County Michigan</b>		
City of Mackinac Island, Precinct 1	193	764
City of St. Ignace, Precinct 1	619	2,074
Bois Blanc Township, Precinct 1	54	108
Brevort Township, Precinct 1	144	459
Clark Township, Precinct 1	639	1,727
Garfield Township, Precinct 1	132	463
Garfield Township, Precinct 2	188	434
Hendricks Township, Precinct 1	46	110
Hudson Township, Precinct 1	41	166
Marquette Township, Precinct 1	160	484
Moran Township, Precinct 1	390	921
Newton Township, Precinct 1	108	373
Portage Township, Precinct 1	297	745
St. Ignace Township, Precinct 1	202	622
Mackinac County Michigan - Total	3,213	9,450
<b>Cumulative</b>		
Cumulative	0	0
Cumulative - Total	0	0
County - Total	3,213	9,450

Precinct	Debbie Stabenow (DEM)	Total Votes	Unresolved Write-In
<b>County</b>			
<b>Mackinac County Michigan</b>			
City of Mackinac Island, Precinct 1	81	81	0
City of St. Ignace, Precinct 1	265	265	3
Bois Blanc Township, Precinct 1	24	24	0
Brevort Township, Precinct 1	40	40	1
Clark Township, Precinct 1	210	210	2
Garfield Township, Precinct 1	30	30	0
Garfield Township, Precinct 2	44	44	1
Hendricks Township, Precinct 1	5	5	0
Hudson Township, Precinct 1	12	12	0
Marquette Township, Precinct 1	41	41	0
Moran Township, Precinct 1	145	145	0
Newton Township, Precinct 1	37	37	1
Portage Township, Precinct 1	87	87	0
St. Ignace Township, Precinct 1	81	81	0
Mackinac County Michigan - Total	1,102	1,102	8
<b>Cumulative</b>			
Cumulative	0	0	0
Cumulative - Total	0	0	0
County - Total	1,102	1,102	8

# D1 Congressional (D) (Vote for 1) DEM

Precinct	Times Cast	Registered Voters
<b>County</b>		
<b>Mackinac County Michigan</b>		
City of Mackinac Island, Precinct 1	193	764
City of St. Ignace, Precinct 1	619	2,074
Bois Blanc Township, Precinct 1	54	108
Brevort Township, Precinct 1	144	459
Clark Township, Precinct 1	639	1,727
Garfield Township, Precinct 1	132	463
Garfield Township, Precinct 2	188	434
Hendricks Township, Precinct 1	46	110
Hudson Township, Precinct 1	41	166
Marquette Township, Precinct 1	160	484
Moran Township, Precinct 1	390	921
Newton Township, Precinct 1	108	373
Portage Township, Precinct 1	297	745
St. Ignace Township, Precinct 1	202	622
<b>Mackinac County Michigan - Total</b>	<b>3,213</b>	<b>9,450</b>
<b>Cumulative</b>		
Cumulative	0	0
Cumulative - Total	0	0
<b>County - Total</b>	<b>3,213</b>	<b>9,450</b>

Precinct	Total Votes	Matt Morgan Qualified Write In	Unresolved Write-In
<b>County</b>			
<b>Mackinac County Michigan</b>			
City of Mackinac Island, Precinct 1	33	33	6
City of St. Ignace, Precinct 1	41	41	45
Bois Blanc Township, Precinct 1	3	3	4
Brevort Township, Precinct 1	7	7	1
Clark Township, Precinct 1	76	76	0
Garfield Township, Precinct 1	3	3	4
Garfield Township, Precinct 2	8	8	4
Hendricks Township, Precinct 1	0	0	0
Hudson Township, Precinct 1	4	4	2
Marquette Township, Precinct 1	21	21	0
Moran Township, Precinct 1	61	61	0
Newton Township, Precinct 1	12	12	2
Portage Township, Precinct 1	28	28	5
St. Ignace Township, Precinct 1	24	24	6
<b>Mackinac County Michigan - Total</b>	<b>321</b>	<b>321</b>	<b>79</b>
<b>Cumulative</b>			
Cumulative	0	0	0
Cumulative - Total	0	0	0
<b>County - Total</b>	<b>321</b>	<b>321</b>	<b>79</b>

## D37 State Senate (D) (Vote for 1) DEM

Precinct	Times Cast	Registered Voters
<b>County</b>		
<b>Mackinac County Michigan</b>		
City of Mackinac Island, Precinct 1	193	764
City of St. Ignace, Precinct 1	619	2,074
Bois Blanc Township, Precinct 1	54	108
Brevort Township, Precinct 1	144	459
Clark Township, Precinct 1	639	1,727
Garfield Township, Precinct 1	132	463
Garfield Township, Precinct 2	188	434
Hendricks Township, Precinct 1	46	110
Hudson Township, Precinct 1	41	166
Marquette Township, Precinct 1	160	484
Moran Township, Precinct 1	390	921
Newton Township, Precinct 1	108	373
Portage Township, Precinct 1	297	745
St. Ignace Township, Precinct 1	202	622
Mackinac County Michigan - Total	3,213	9,450
<b>Cumulative</b>		
Cumulative	0	0
Cumulative - Total	0	0
County - Total	3,213	9,450

Precinct	Jim Page (DEM)	Total Votes	Unresolved Write-In
<b>County</b>			
<b>Mackinac County Michigan</b>			
City of Mackinac Island, Precinct 1	64	64	1
City of St. Ignace, Precinct 1	217	217	2
Bois Blanc Township, Precinct 1	19	19	0
Brevort Township, Precinct 1	32	32	1
Clark Township, Precinct 1	175	175	1
Garfield Township, Precinct 1	26	26	0
Garfield Township, Precinct 2	30	30	2
Hendricks Township, Precinct 1	4	4	0
Hudson Township, Precinct 1	11	11	0
Marquette Township, Precinct 1	36	36	0
Moran Township, Precinct 1	127	127	1
Newton Township, Precinct 1	29	29	0
Portage Township, Precinct 1	82	82	0
St. Ignace Township, Precinct 1	65	65	2
Mackinac County Michigan - Total	917	917	10
<b>Cumulative</b>			
Cumulative	0	0	0
Cumulative - Total	0	0	0
County - Total	917	917	10

# D107 Representative (D) (Vote for 1) DEM

Precinct	Times Cast	Registered Voters
<b>County</b>		
<b>Mackinac County Michigan</b>		
City of Mackinac Island, Precinct 1	193	764
City of St. Ignace, Precinct 1	619	2,074
Bois Blanc Township, Precinct 1	54	108
Brevort Township, Precinct 1	144	459
Clark Township, Precinct 1	639	1,727
Garfield Township, Precinct 1	132	463
Garfield Township, Precinct 2	188	434
Hendricks Township, Precinct 1	46	110
Hudson Township, Precinct 1	41	166
Marquette Township, Precinct 1	160	484
Moran Township, Precinct 1	390	921
Newton Township, Precinct 1	108	373
Portage Township, Precinct 1	297	745
St. Ignace Township, Precinct 1	202	622
Mackinac County Michigan - Total	3,213	9,450
<b>Cumulative</b>		
Cumulative	0	0
Cumulative - Total	0	0
County - Total	3,213	9,450

Precinct	Joanne Schmidt Galloway (DEM)	Kurt Perron (DEM)	Total Votes
<b>County</b>			
<b>Mackinac County Michigan</b>			
City of Mackinac Island, Precinct 1	69	2	71
City of St. Ignace, Precinct 1	239	21	260
Bois Blanc Township, Precinct 1	15	4	19
Brevort Township, Precinct 1	34	6	40
Clark Township, Precinct 1	196	23	219
Garfield Township, Precinct 1	20	6	26
Garfield Township, Precinct 2	32	6	38
Hendricks Township, Precinct 1	5	1	6
Hudson Township, Precinct 1	11	1	12
Marquette Township, Precinct 1	38	5	43
Moran Township, Precinct 1	135	10	145
Newton Township, Precinct 1	25	8	33
Portage Township, Precinct 1	76	12	88
St. Ignace Township, Precinct 1	60	17	77
Mackinac County Michigan - Total	955	122	1,077
<b>Cumulative</b>			
Cumulative	0	0	0
Cumulative - Total	0	0	0
County - Total	955	122	1,077



Precinct	Unresolved Write-In
<b>County</b>	
<b>Mackinac County Michigan</b>	
City of Mackinac Island, Precinct 1	0
City of St. Ignace, Precinct 1	1
Bois Blanc Township, Precinct 1	0
Brevort Township, Precinct 1	0
Clark Township, Precinct 1	0
Garfield Township, Precinct 1	0
Garfield Township, Precinct 2	2
Hendricks Township, Precinct 1	0
Hudson Township, Precinct 1	0
Marquette Township, Precinct 1	0
Moran Township, Precinct 1	0
Newton Township, Precinct 1	0
Portage Township, Precinct 1	0
St. Ignace Township, Precinct 1	0
Mackinac County Michigan - Total	3
<b>Cumulative</b>	
Cumulative	0
Cumulative - Total	0
County - Total	3

## Governor (L) (Vote for 1) LIB

Precinct	Times Cast	Registered Voters
<b>County</b>		
<b>Mackinac County Michigan</b>		
City of Mackinac Island, Precinct 1	193	764
City of St. Ignace, Precinct 1	619	2,074
Bois Blanc Township, Precinct 1	54	108
Brevort Township, Precinct 1	144	459
Clark Township, Precinct 1	639	1,727
Garfield Township, Precinct 1	132	463
Garfield Township, Precinct 2	188	434
Hendricks Township, Precinct 1	46	110
Hudson Township, Precinct 1	41	166
Marquette Township, Precinct 1	160	484
Moran Township, Precinct 1	390	921
Newton Township, Precinct 1	108	373
Portage Township, Precinct 1	297	745
St. Ignace Township, Precinct 1	202	622
Mackinac County Michigan - Total	3,213	9,450
<b>Cumulative</b>		
Cumulative	0	0
Cumulative - Total	0	0
County - Total	3,213	9,450

Precinct	Bill Gelineau (LIB)	John J. Tatar (LIB)	Total Votes
<b>County</b>			
<b>Mackinac County Michigan</b>			
City of Mackinac Island, Precinct 1	0	1	1
City of St. Ignace, Precinct 1	2	1	3
Bois Blanc Township, Precinct 1	0	1	1
Brevort Township, Precinct 1	0	0	0
Clark Township, Precinct 1	0	1	1
Garfield Township, Precinct 1	0	0	0
Garfield Township, Precinct 2	0	0	0
Hendricks Township, Precinct 1	0	0	0
Hudson Township, Precinct 1	0	0	0
Marquette Township, Precinct 1	0	0	0
Moran Township, Precinct 1	0	0	0
Newton Township, Precinct 1	0	0	0
Portage Township, Precinct 1	1	0	1
St. Ignace Township, Precinct 1	0	0	0
Mackinac County Michigan - Total	3	4	7
<b>Cumulative</b>			
Cumulative	0	0	0
Cumulative - Total	0	0	0
County - Total	3	4	7

Precinct	Unresolved Write-In
<b>County</b>	
<b>Mackinac County Michigan</b>	
City of Mackinac Island, Precinct 1	0
City of St. Ignace, Precinct 1	0
Bois Blanc Township, Precinct 1	0
Brevort Township, Precinct 1	0
Clark Township, Precinct 1	0
Garfield Township, Precinct 1	0
Garfield Township, Precinct 2	0
Hendricks Township, Precinct 1	0
Hudson Township, Precinct 1	0
Marquette Township, Precinct 1	0
Moran Township, Precinct 1	0
Newton Township, Precinct 1	0
Portage Township, Precinct 1	0
St. Ignace Township, Precinct 1	0
Mackinac County Michigan - Total	0
<b>Cumulative</b>	
Cumulative	0
Cumulative - Total	0
County - Total	0

## US Senate (L) (Vote for 1) LIB

Precinct	Times Cast	Registered Voters
<b>County</b>		
<b>Mackinac County Michigan</b>		
City of Mackinac Island, Precinct 1	193	764
City of St. Ignace, Precinct 1	619	2,074
Bois Blanc Township, Precinct 1	54	108
Brevort Township, Precinct 1	144	459
Clark Township, Precinct 1	639	1,727
Garfield Township, Precinct 1	132	463
Garfield Township, Precinct 2	188	434
Hendricks Township, Precinct 1	46	110
Hudson Township, Precinct 1	41	166
Marquette Township, Precinct 1	160	484
Moran Township, Precinct 1	390	921
Newton Township, Precinct 1	108	373
Portage Township, Precinct 1	297	745
St. Ignace Township, Precinct 1	202	622
Mackinac County Michigan - Total	3,213	9,450
<b>Cumulative</b>		
Cumulative	0	0
Cumulative - Total	0	0
County - Total	3,213	9,450

Precinct	Total Votes	Unresolved Write-In
<b>County</b>		
<b>Mackinac County Michigan</b>		
City of Mackinac Island, Precinct 1	0	0
City of St. Ignace, Precinct 1	0	1
Bois Blanc Township, Precinct 1	0	1
Brevort Township, Precinct 1	0	0
Clark Township, Precinct 1	0	0
Garfield Township, Precinct 1	0	0
Garfield Township, Precinct 2	0	0
Hendricks Township, Precinct 1	0	0
Hudson Township, Precinct 1	0	0
Marquette Township, Precinct 1	0	0
Moran Township, Precinct 1	0	0
Newton Township, Precinct 1	0	0
Portage Township, Precinct 1	0	0
St. Ignace Township, Precinct 1	0	0
Mackinac County Michigan - Total	0	2
<b>Cumulative</b>		
Cumulative	0	0
Cumulative - Total	0	0
County - Total	0	2

## D1 Congressional (L) (Vote for 1) LIB

Precinct	Times Cast	Registered Voters
<b>County</b>		
<b>Mackinac County Michigan</b>		
City of Mackinac Island, Precinct 1	193	764
City of St. Ignace, Precinct 1	619	2,074
Bois Blanc Township, Precinct 1	54	108
Brevort Township, Precinct 1	144	459
Clark Township, Precinct 1	639	1,727
Garfield Township, Precinct 1	132	463
Garfield Township, Precinct 2	188	434
Hendricks Township, Precinct 1	46	110
Hudson Township, Precinct 1	41	166
Marquette Township, Precinct 1	160	484
Moran Township, Precinct 1	390	921
Newton Township, Precinct 1	108	373
Portage Township, Precinct 1	297	745
St. Ignace Township, Precinct 1	202	622
Mackinac County Michigan - Total	3,213	9,450
<b>Cumulative</b>		
Cumulative	0	0
Cumulative - Total	0	0
County - Total	3,213	9,450

Precinct	Total Votes	Unresolved Write-In
<b>County</b>		
<b>Mackinac County Michigan</b>		
City of Mackinac Island, Precinct 1	0	0
City of St. Ignace, Precinct 1	0	1
Bois Blanc Township, Precinct 1	0	1
Brevort Township, Precinct 1	0	0
Clark Township, Precinct 1	0	1
Garfield Township, Precinct 1	0	0
Garfield Township, Precinct 2	0	0
Hendricks Township, Precinct 1	0	0
Hudson Township, Precinct 1	0	0
Marquette Township, Precinct 1	0	0
Moran Township, Precinct 1	0	0
Newton Township, Precinct 1	0	0
Portage Township, Precinct 1	0	0
St. Ignace Township, Precinct 1	0	0
Mackinac County Michigan - Total	0	3
<b>Cumulative</b>		
Cumulative	0	0
Cumulative - Total	0	0
County - Total	0	3

### D37 State Senate (L) (Vote for 1) LIB

Precinct	Times Cast	Registered Voters
<b>County</b>		
<b>Mackinac County Michigan</b>		
City of Mackinac Island, Precinct 1	193	764
City of St. Ignace, Precinct 1	619	2,074
Bois Blanc Township, Precinct 1	54	108
Brevort Township, Precinct 1	144	459
Clark Township, Precinct 1	639	1,727
Garfield Township, Precinct 1	132	463
Garfield Township, Precinct 2	188	434
Hendricks Township, Precinct 1	46	110
Hudson Township, Precinct 1	41	166
Marquette Township, Precinct 1	160	484
Moran Township, Precinct 1	390	921
Newton Township, Precinct 1	108	373
Portage Township, Precinct 1	297	745
St. Ignace Township, Precinct 1	202	622
Mackinac County Michigan - Total	3,213	9,450
<b>Cumulative</b>		
Cumulative	0	0
Cumulative - Total	0	0
County - Total	3,213	9,450

Precinct	Total Votes	Unresolved Write-In
<b>County</b>		
<b>Mackinac County Michigan</b>		
City of Mackinac Island, Precinct 1	0	0
City of St. Ignace, Precinct 1	0	0
Bois Blanc Township, Precinct 1	0	1
Brevort Township, Precinct 1	0	0
Clark Township, Precinct 1	0	0
Garfield Township, Precinct 1	0	0
Garfield Township, Precinct 2	0	0
Hendricks Township, Precinct 1	0	0
Hudson Township, Precinct 1	0	0
Marquette Township, Precinct 1	0	0
Moran Township, Precinct 1	0	0
Newton Township, Precinct 1	0	0
Portage Township, Precinct 1	0	0
St. Ignace Township, Precinct 1	0	0
Mackinac County Michigan - Total	0	1
<b>Cumulative</b>		
Cumulative	0	0
Cumulative - Total	0	0
County - Total	0	1

# D107 Representative (L) (Vote for 1) LIB

Precinct	Times Cast	Registered Voters
<b>County</b>		
<b>Mackinac County Michigan</b>		
City of Mackinac Island, Precinct 1	193	764
City of St. Ignace, Precinct 1	619	2,074
Bois Blanc Township, Precinct 1	54	108
Brevort Township, Precinct 1	144	459
Clark Township, Precinct 1	639	1,727
Garfield Township, Precinct 1	132	463
Garfield Township, Precinct 2	188	434
Hendricks Township, Precinct 1	46	110
Hudson Township, Precinct 1	41	166
Marquette Township, Precinct 1	160	484
Moran Township, Precinct 1	390	921
Newton Township, Precinct 1	108	373
Portage Township, Precinct 1	297	745
St. Ignace Township, Precinct 1	202	622
Mackinac County Michigan - Total	3,213	9,450
<b>Cumulative</b>		
Cumulative	0	0
Cumulative - Total	0	0
County - Total	3,213	9,450

Precinct	Total Votes	Unresolved Write-In
<b>County</b>		
<b>Mackinac County Michigan</b>		
City of Mackinac Island, Precinct 1	0	0
City of St. Ignace, Precinct 1	0	1
Bois Blanc Township, Precinct 1	0	1
Brevort Township, Precinct 1	0	0
Clark Township, Precinct 1	0	0
Garfield Township, Precinct 1	0	0
Garfield Township, Precinct 2	0	0
Hendricks Township, Precinct 1	0	0
Hudson Township, Precinct 1	0	0
Marquette Township, Precinct 1	0	0
Moran Township, Precinct 1	0	0
Newton Township, Precinct 1	0	0
Portage Township, Precinct 1	0	0
St. Ignace Township, Precinct 1	0	0
Mackinac County Michigan - Total	0	2
<b>Cumulative</b>		
Cumulative	0	0
Cumulative - Total	0	0
County - Total	0	2



# Election Results

## Governor One 4-year term

Official results, updated August 17, 3:33 PM

### Race List | Race Summary | Race Details | Race Details (Printer Friendly)

POLL BOOK TOTALS	Bill Schuette (REP)			Brian Calley (REP)			Jim Hines (REP)			Patrick Colbeck (REP)			Abdul El-Sayed (DEM)			Gretchen Whitmer (DEM)			Shri Thanedar (DEM)			Bill Gellineau (LIB)			John J. Tatar (LIB)			
	AV	Elec Day	TOTAL	AV	Elec Day	TOTAL	AV	Elec Day	TOTAL	AV	Elec Day	TOTAL	AV	Elec Day	TOTAL	AV	Elec Day	TOTAL	AV	Elec Day	TOTAL	AV	Elec Day	TOTAL	AV	Elec Day	TOTAL	
<b>ARMADA TOWNSHIP</b>																												
01	878	118	187	305	76	62	138	11	23	34	14	45	59	13	61	74	63	112	175	16	12	28	2	1	3	1	1	2
02	634	55	177	232	30	37	67	9	15	24	9	42	51	13	29	42	52	74	126	9	8	17	0	1	1	0	0	0
<b>TOTALS</b>	<b>1,512</b>	<b>173</b>	<b>364</b>	<b>537</b>	<b>106</b>	<b>99</b>	<b>205</b>	<b>20</b>	<b>38</b>	<b>58</b>	<b>23</b>	<b>87</b>	<b>110</b>	<b>26</b>	<b>90</b>	<b>116</b>	<b>115</b>	<b>186</b>	<b>301</b>	<b>25</b>	<b>20</b>	<b>45</b>	<b>2</b>	<b>2</b>	<b>4</b>	<b>1</b>	<b>1</b>	<b>2</b>

POLL BOOK TOTALS	Bill Schuette (REP)			Brian Calley (REP)			Jim Hines (REP)			Patrick Colbeck (REP)			Abdul El-Sayed (DEM)			Gretchen Whitmer (DEM)			Shri Thanedar (DEM)			Bill Gellineau (LIB)			John J. Tatar (LIB)			
	AV	Elec Day	TOTAL	AV	Elec Day	TOTAL	AV	Elec Day	TOTAL	AV	Elec Day	TOTAL	AV	Elec Day	TOTAL	AV	Elec Day	TOTAL	AV	Elec Day	TOTAL	AV	Elec Day	TOTAL	AV	Elec Day	TOTAL	
<b>BRUCE TOWNSHIP</b>																												
01	440	38	102	140	16	38	54	15	13	28	11	25	36	9	35	44	29	61	90	20	14	34	0	0	0	1	1	2
02	877	140	212	352	58	70	128	17	23	40	21	59	80	16	46	62	49	114	163	21	6	27	0	0	0	0	1	1
03	485	78	91	169	35	44	79	15	6	21	15	28	43	8	40	48	40	54	94	3	7	10	0	2	2	0	0	0
04	603	88	173	261	35	38	73	13	15	28	10	47	57	11	30	41	39	72	111	8	7	15	0	0	0	0	1	1
<b>TOTALS</b>	<b>2,405</b>	<b>344</b>	<b>578</b>	<b>922</b>	<b>144</b>	<b>190</b>	<b>334</b>	<b>60</b>	<b>57</b>	<b>117</b>	<b>57</b>	<b>159</b>	<b>216</b>	<b>44</b>	<b>151</b>	<b>195</b>	<b>157</b>	<b>301</b>	<b>458</b>	<b>52</b>	<b>34</b>	<b>86</b>	<b>0</b>	<b>2</b>	<b>2</b>	<b>1</b>	<b>3</b>	<b>4</b>

POLL BOOK TOTALS	Bill Schuette (REP)			Brian Calley (REP)			Jim Hines (REP)			Patrick Colbeck (REP)			Abdul El-Sayed (DEM)			Gretchen Whitmer (DEM)			Shri Thanedar (DEM)			Bill Gellineau (LIB)			John J. Tatar (LIB)			
	AV	Elec Day	TOTAL	AV	Elec Day	TOTAL	AV	Elec Day	TOTAL	AV	Elec Day	TOTAL	AV	Elec Day	TOTAL	AV	Elec Day	TOTAL	AV	Elec Day	TOTAL	AV	Elec Day	TOTAL	AV	Elec Day	TOTAL	
<b>CENTER LINE</b>																												
01	431	18	87	105	10	22	32	4	15	19	3	16	19	6	49	55	35	89	124	12	35	47	0	0	0	0	1	1
02	296	12	37	49	8	6	14	6	5	11	4	14	18	12	32	44	33	61	94	18	20	38	0	1	1	0	1	1
03	423	7	49	56	5	19	24	6	14	20	4	12	16	9	68	77	34	94	128	13	42	55	1	0	1	0	1	1
04	242	9	34	43	10	14	24	3	8	11	2	6	8	4	41	45	14	62	76	10	19	29	0	0	0	0	0	0
05	249	5	53	58	3	5	8	3	9	12	1	6	7	6	44	50	17	56	73	6	19	25	0	0	0	0	0	0
<b>TOTALS</b>	<b>1,641</b>	<b>51</b>	<b>260</b>	<b>311</b>	<b>36</b>	<b>66</b>	<b>102</b>	<b>22</b>	<b>51</b>	<b>73</b>	<b>14</b>	<b>54</b>	<b>68</b>	<b>37</b>	<b>234</b>	<b>271</b>	<b>133</b>	<b>362</b>	<b>495</b>	<b>59</b>	<b>135</b>	<b>194</b>	<b>1</b>	<b>1</b>	<b>2</b>	<b>0</b>	<b>3</b>	<b>3</b>

POLL BOOK TOTALS	Bill Schuette (REP)			Brian Calley (REP)			Jim Hines (REP)			Patrick Colbeck (REP)			Abdul El-Sayed (DEM)			Gretchen Whitmer (DEM)			Shri Thanedar (DEM)			Bill Gellineau (LIB)			John J. Tatar (LIB)			
	AV	Elec Day	TOTAL	AV	Elec Day	TOTAL	AV	Elec Day	TOTAL	AV	Elec Day	TOTAL	AV	Elec Day	TOTAL	AV	Elec Day	TOTAL	AV	Elec Day	TOTAL	AV	Elec Day	TOTAL	AV	Elec Day	TOTAL	
<b>CHESTERFIELD TOWNSHIP</b>																												
01	602	82	109	191	31	18	49	20	23	43	5	19	24	20	41	61	84	84	168	31	19	50	0	1	1	3	0	3
02	558	69	129	198	33	24	57	9	15	24	8	11	19	8	54	62	70	88	158	6	20	26	0	0	0	0	0	0
03	733	57	163	220	28	54	82	6	24	30	3	34	37	15	64	79	73	143	216	16	22	38	0	3	3	0	2	2
04	695	73	132	205	46	40	86	12	23	35	3	26	29	12	64	76	78	114	192	20	27	47	0	2	2	0	1	1
05	586	67	99	166	26	25	51	19	17	36	11	22	33	16	47	63	72	94	166	27	19	46	0	1	1	0	2	2
06	595	56	108	164	31	37	68	6	11	17	5	30	35	4	86	90	42	118	160	13	29	42	0	0	0	0	1	1
07	626	77	117	194	46	33	79	7	17	24	9	29	38	10	53	63	70	108	176	14	21	35	0	1	1	0	1	1
08	653	78	141	219	30	43	73	9	23	32	7	22	29	20	51	71	62	105	167	22	20	42	2	1	3	0	2	2
09	574	56	130	186	32	30	62	19	22	41	8	19	27	12	49	61	78	78	156	16	10	26	0	2	2	0	0	0
10	804	184	141	325	64	36	100	16	12	28	27	26	53	13	27	40	118	78	196	31	9	40	2	0	2	1	0	1
11	757	83	138	221	43	49	92	12	19	31	14	22	36	13	66	79	101	122	223	25	17	42	0	0	0	0	0	0
12	430	28	86	114	9	22	31	3	19	22	4	19	23	7	56	63	40	80	120	12	39	51	0	0	0	0	0	0
13	800	101	144	245	40	38	78	22	18	40	13	24	37	19	69	88	106	128	234	35	18	53	1	0	1	1	1	2
14	820	92	212	304	41	44	85	14	17	31	11	28	39	15	57	72	77	133	210	14	39	53	0	0	0	0	0	0
<b>TOTALS</b>	<b>9,233</b>	<b>1,103</b>	<b>1,849</b>	<b>2,952</b>	<b>500</b>	<b>493</b>	<b>993</b>	<b>174</b>	<b>260</b>	<b>434</b>	<b>128</b>	<b>331</b>	<b>459</b>	<b>184</b>	<b>784</b>	<b>968</b>	<b>1,071</b>	<b>1,471</b>	<b>2,542</b>	<b>282</b>	<b>309</b>	<b>591</b>	<b>5</b>	<b>11</b>	<b>16</b>	<b>5</b>	<b>10</b>	<b>15</b>

POLL BOOK TOTALS	Bill Schuette (REP)			Brian Calley (REP)			Jim Hines (REP)			Patrick Colbeck (REP)			Abdul El-Sayed (DEM)			Gretchen Whitmer (DEM)			Shri Thanedar (DEM)			Bill Gellineau (LIB)			John J. Tatar (LIB)			
	AV	Elec Day	TOTAL	AV	Elec Day	TOTAL	AV	Elec Day	TOTAL	AV	Elec Day	TOTAL	AV	Elec Day	TOTAL	AV	Elec Day	TOTAL	AV	Elec Day	TOTAL	AV	Elec Day	TOTAL	AV	Elec Day	TOTAL	
<b>CLINTON TOWNSHIP</b>																												
01	563	74	69	143	41	12	53	10	13	23	13	15	28	19	54	73	104	59	163	18	14	32	0	0	0	0	2	2
02	229	17	29	46	19	7	26	2	13	15	4	7	11	2	38	40	30	39	69	10	2	12	0	0	0	0	0	0
03	423	29	57	86	9	14	23	10	12	22	2	13	15	10	60	70	66	65	131	16	21	37	0	0	0	1	1	2
04	153	20	19	39	8	7	15	6	1	7	3	2	5	8	12	20	19	20	39	11	5	16	0	0	0	0	0	0
05	313	3	6	9	0	8	8	0	3	3	0	1	1	9	47	56	32	77	109	36	82	118	0	0	0	0	0	0
06	514	48	41	89	18	21	39	15	12	27	5	17	22	13	56	69	76	91	167	34	44	78	0	1	1	0	1	1
07	281	26	46	72	12	9	21	9	9	18	3	11	14	3	29	32	31	46	77	18	14	32	0	2	2	0	1	1
08	417	41	70	111	21	24	45	13	11	24	2	15	17	16	42	58	47	64	111	15	17	32	0	0	0	0	0	0
09	299	19	43	62	11	17	28	9	15	24	1	11	12	5	33	38	27	44	71	19	15	34	0	3	3	0	3	3
10	515	84	76	160	43	24	67	9	12	21	13	16	29	8	44	52	61	67	128	16	13	29	0	0	0	0	1	1
11	432	26	66	92	17	12	29	7	10	17	4	12	16	9	60	69	41	79	120	19	26	45	0	1	1	0	0	0
12	243	24	42	6																								



599	84	84	168	43	17	60	12	12	24	8	15	23	13	43	56	82	73	155	42	31	73	0	0	0	0	0	0
17	407	30	61	91	13	19	32	8	10	18	2	16	18	20	49	69	54	64	118	13	12	25	0	0	0	0	0
18	496	62	76	138	31	19	50	2	10	12	16	24	40	6	50	58	76	58	134	19	9	28	1	1	2	0	3
19	634	115	83	198	52	31	83	10	12	22	19	23	42	11	20	31	95	58	153	31	16	47	0	0	0	1	1
20	57	0	6	6	0	3	3	0	2	2	0	1	1	1	11	12	2	14	16	1	15	16	0	0	0	0	0
21	308	26	37	63	13	13	26	3	5	8	6	8	14	9	33	42	56	51	107	20	7	27	0	0	0	0	2
22	466	31	33	64	18	7	25	8	5	13	8	15	23	20	59	79	81	95	176	26	36	62	0	0	0	0	0
23	797	106	122	228	65	31	96	8	18	26	8	26	34	20	67	87	92	116	208	30	26	56	0	1	1	0	0
24	475	53	78	131	30	30	60	10	12	22	2	16	18	11	43	54	69	66	135	18	11	29	0	1	1	0	0
25	444	38	45	83	23	19	42	5	5	10	4	15	19	18	58	76	75	84	159	17	13	30	0	0	0	0	1
26	628	66	100	166	34	29	63	23	12	35	21	12	33	11	66	77	67	97	164	28	25	53	0	1	1	0	1
27	538	87	73	160	42	17	59	24	18	42	14	14	28	11	24	35	88	54	142	18	5	23	0	0	0	0	2
28	373	22	27	49	9	2	11	3	5	8	3	5	8	16	51	67	43	78	121	35	56	91	0	0	0	0	0
29	767	89	118	207	68	39	107	9	20	29	6	22	28	27	67	94	105	117	222	23	14	37	0	1	1	0	1
30	497	51	69	120	19	23	42	9	4	13	9	16	25	19	44	63	50	85	135	28	30	58	1	0	1	0	0
31	583	37	80	117	21	23	44	2	14	16	9	25	34	12	85	97	54	125	179	32	30	62	1	1	2	2	4
32	425	57	67	124	29	22	51	7	8	15	11	19	30	6	27	33	61	54	115	17	10	27	0	0	0	1	0
33	726	68	98	166	45	32	77	14	20	34	14	24	38	21	69	90	118	101	219	31	35	66	0	5	5	0	1
34	410	17	41	58	5	19	24	2	6	8	5	14	19	10	80	90	34	92	126	22	46	68	0	3	3	0	0
35	1,024	161	109	270	91	25	116	36	18	54	28	17	45	35	80	115	190	91	281	51	12	63	0	0	0	0	1
36	574	85	63	148	39	16	55	9	16	25	10	16	26	15	59	74	70	79	149	25	38	63	1	0	1	0	0
37	817	103	83	186	62	28	90	15	16	31	8	25	33	28	68	96	136	125	261	42	25	67	0	1	1	0	0
38	493	60	108	168	27	40	67	7	7	14	12	10	22	15	30	45	53	83	136	13	9	22	0	0	0	0	0
39	520	89	65	154	30	20	50	12	13	25	6	9	15	10	28	38	91	70	161	26	10	36	0	0	0	2	0
40	710	87	121	208	34	32	66	20	16	36	13	13	26	14	71	85	97	101	198	24	21	45	0	0	0	0	1
41	561	64	76	140	30	35	65	9	11	20	6	18	24	11	47	58	86	71	157	31	19	50	1	1	2	0	2
42	552	47	47	94	33	15	48	12	15	27	16	17	33	22	66	88	78	81	159	31	32	63	0	0	0	0	1
43	300	31	50	81	23	20	43	4	6	10	5	10	15	10	18	28	43	35	78	13	10	23	0	0	0	0	0
44	940	133	158	291	76	30	106	20	15	35	27	21	48	19	55	74	166	111	277	24	21	45	0	0	0	0	0
45	574	56	107	163	37	31	68	11	19	30	12	14	26	13	30	43	84	92	176	20	10	30	0	2	2	0	0
46	967	173	76	249	92	24	116	34	12	46	25	20	45	34	61	95	155	121	276	47	32	79	0	0	0	0	1

23,129 2,619 3,105 5,724 1,394 925 2,319 463 512 975 401 668 1,069 603 2,213 2,816 3,244 3,400 6,644 1,054 989 2,043 6 29 35 7 30 37

POLL BOOK TOTALS	Bill Schuette (REP)	Brian Calley (REP)	Jim Hines (REP)	Patrick Colbeck (REP)	Abdul El-Sayed (DEM)	Gretchen Whitmer (DEM)	Shri Thanedar (DEM)	Bill Gellineau (LIB)	John J. Tatar (LIB)
AV	Elec Day	Elec Day	Elec Day	Elec Day	Elec Day	Elec Day	Elec Day	Elec Day	Elec Day

EASTPOINTE

01	311	14	28	42	5	11	16	2	5	7	2	8	10	9	63	72	39	56	95	22	33	55	0	0	0	0	0
02	552	22	51	73	13	27	40	8	15	23	3	6	9	23	99	122	64	115	179	34	51	85	0	2	2	0	0
03	506	29	51	80	19	14	33	4	6	10	4	16	20	11	97	108	43	115	158	27	53	80	0	0	0	0	1
04	465	30	47	77	16	19	35	3	16	19	9	6	15	16	71	87	59	84	143	20	39	59	1	2	3	0	2
05	470	22	64	86	6	18	24	1	6	7	13	15	28	15	69	84	42	105	147	18	51	69	1	2	3	0	1
06	483	21	51	72	12	10	22	1	9	10	2	9	11	16	84	100	41	98	139	38	66	104	1	1	2	0	0
07	361	12	14	26	13	9	22	2	1	3	0	4	4	11	72	83	40	95	135	27	52	79	0	0	0	0	0
08	549	15	19	34	11	10	21	2	4	6	2	7	9	19	97	116	71	132	203	45	87	132	0	1	1	1	2
09	387	10	24	34	10	3	13	6	3	9	3	1	4	12	53	65	42	100	142	36	63	99	0	0	0	0	0
10	330	14	35	49	6	10	16	4	6	10	3	6	9	4	63	67	37	73	110	12	50	62	0	0	0	0	0
11	399	25	38	63	13	4	17	8	1	9	3	14	17	8	74	82	39	93	132	20	45	65	0	1	1	0	1
12	687	54	64	118	16	20	36	10	11	21	7	13	20	25	102	127	97	132	229	21	86	107	0	1	1	0	2
13	238	16	11	27	13	2	15	5	6	11	4	6	10	7	28	35	44	61	105	10	19	29	0	0	0	0	0
14	522	32	24	56	14	7	21	6	4	10	4	12	16	25	82	107	56	119	175	53	57	110	0	0	0	1	1

6,260 316 521 837 167 164 331 62 93 155 59 123 182 201 1,054 1,255 714 1,378 2,092 383 752 1,135 3 10 13 2 9 11

POLL BOOK TOTALS	Bill Schuette (REP)	Brian Calley (REP)	Jim Hines (REP)	Patrick Colbeck (REP)	Abdul El-Sayed (DEM)	Gretchen Whitmer (DEM)	Shri Thanedar (DEM)	Bill Gellineau (LIB)	John J. Tatar (LIB)
AV	Elec Day	Elec Day	Elec Day	Elec Day	Elec Day	Elec Day	Elec Day	Elec Day	Elec Day

FRASER

01	416	31	89	120	10	26	36	5	2	7	3	25	28	6	45	51	39	67	106	15	22	37	1	2	3	0	0
02	643	55	131	186	29	29	58	10	15	25	14	28	42	11	66	77	62	121	183	20	15	35	0	1	1	1	2
03	737	45	108	153	28	29	57	13	22	35	6	33	39	19	75	94	101	130	231	35	38	73	1	1	2	0	0
04	547	26	102	128	21	22	43	9	20	29	2	28	30	9	77	86	53	95	148	24	34	58	0	0	0	0	0
05	201	14	28	42	6	14	20	4	0	4	4	8	12	7	23	30	28	28	56	11	10	21	0	0	0	1	0
06	751	46	150	198	30	60	90	13	17	30	6	36	42	14	77	91	64	139	203	19	22	41	0	1	1	0	0
07	359	23	48	71	11	8	19	14	8	22	10	14	24	6	51	57	41	56	97	20	23	43	0	2	2	0	0

3,654 240 656 896 135 188 323 68 84 152 45 172 217 72 414 486 388 636 1,024 144 164 308 2 7 9 2 1 3

POLL BOOK TOTALS	Bill Schuette (REP)	Brian Calley (REP)	Jim Hines (REP)	Patrick Colbeck (REP)	Abdul El-Sayed (DEM)	Gretchen Whitmer (DEM)	Shri Thanedar (DEM)	Bill Gellineau (LIB)	John J. Tatar (LIB)
AV	Elec Day	Elec Day	Elec Day	Elec Day	Elec Day	Elec Day	Elec Day	Elec Day	Elec Day

GROSSE POINTE SHORES

03	33	N/A	18	18	N/A	2	2	N/A	0	0	N/A	1	1	N/A	2	2	N/A	8	8	N/A	0	0	N/A	0	0	0	0	0
	33	N/A	18	18	N/A	2	2	N/A	0	0	N/A	1	1	N/A	2	2	N/A	8	8	N/A	0	0	N/A	0	0	0	0	0

POLL BOOK TOTALS	Bill Schuette (REP)	Brian Calley (REP)	Jim Hines (REP)	Patrick Colbeck (REP)	Abdul El-Sayed (DEM)	Gretchen Whitmer (DEM)	Shri Thanedar (DEM)	Bill Gellineau (LIB)	John J. Tatar (LIB)
AV	Elec Day	Elec Day	Elec Day	Elec Day	Elec Day	Elec Day	Elec Day	Elec Day	Elec Day

04	712	103	102	205	50	35	85	13	15	28	8	18	26	24	67	91	89	90	179	19	26	45	0	2	2	0	2	2
05	798	170	164	334	51	57	108	15	20	35	11	21	32	19	23	42	94	71	165	24	6	30	0	1	1	1	0	1
06	714	97	123	220	36	47	83	15	13	28	12	19	31	15	62	77	87	108	195	18	21	39	0	0	0	1	0	1
07	783	116	145	261	68	40	108	17	21	38	19	34	53	17	47	64	109	83	192	23	8	31	0	1	1	0	1	1
08	470	31	54	85	24	14	38	7	10	17	7	24	31	15	58	73	65	76	141	22	26	48	0	1	1	0	0	0
09	699	141	162	303	53	39	92	18	21	39	11	17	28	13	33	46	66	52	118	17	16	33	0	1	1	0	1	1
10	641	69	114	183	42	48	90	7	19	26	6	30	36	18	62	80	64	84	148	22	13	35	0	1	1	0	0	0

<b>6,802</b>	<b>956</b>	<b>1,189</b>	<b>2,145</b>	<b>450</b>	<b>369</b>	<b>819</b>	<b>136</b>	<b>152</b>	<b>288</b>	<b>107</b>	<b>237</b>	<b>344</b>	<b>159</b>	<b>537</b>	<b>696</b>	<b>847</b>	<b>813</b>	<b>1,660</b>	<b>228</b>	<b>195</b>	<b>423</b>	<b>0</b>	<b>9</b>	<b>9</b>	<b>3</b>	<b>7</b>	<b>10</b>
<b>POLL BOOK TOTALS</b>	<b>AV</b>	<b>Elec Day</b>	<b>TOTAL</b>	<b>AV</b>	<b>Elec Day</b>	<b>TOTAL</b>	<b>AV</b>	<b>Elec Day</b>	<b>TOTAL</b>	<b>AV</b>	<b>Elec Day</b>	<b>TOTAL</b>	<b>AV</b>	<b>Elec Day</b>	<b>TOTAL</b>	<b>AV</b>	<b>Elec Day</b>	<b>TOTAL</b>	<b>AV</b>	<b>Elec Day</b>	<b>TOTAL</b>	<b>AV</b>	<b>Elec Day</b>	<b>TOTAL</b>	<b>AV</b>	<b>Elec Day</b>	<b>TOTAL</b>

**LENOX TOWNSHIP**

01	468	69	110	179	35	36	71	7	28	35	5	25	30	2	21	23	45	53	98	9	9	18	1	0	1	0	1	1
02	540	50	144	194	22	27	49	10	25	35	4	30	34	9	44	53	51	70	121	18	13	31	0	1	1	0	0	0
03	436	13	79	92	18	19	37	8	14	22	2	21	23	17	65	82	29	81	110	28	25	53	1	0	1	0	1	1
04	183	0	39	39	3	9	12	1	9	10	1	6	7	3	31	34	5	44	49	9	17	26	0	0	0	0	0	0
<b>1,627</b>	<b>132</b>	<b>372</b>	<b>504</b>	<b>78</b>	<b>91</b>	<b>169</b>	<b>26</b>	<b>76</b>	<b>102</b>	<b>12</b>	<b>82</b>	<b>94</b>	<b>31</b>	<b>161</b>	<b>192</b>	<b>130</b>	<b>248</b>	<b>378</b>	<b>64</b>	<b>64</b>	<b>128</b>	<b>2</b>	<b>1</b>	<b>3</b>	<b>0</b>	<b>2</b>	<b>2</b>	

<b>POLL BOOK TOTALS</b>	<b>AV</b>	<b>Elec Day</b>	<b>TOTAL</b>	<b>AV</b>	<b>Elec Day</b>	<b>TOTAL</b>	<b>AV</b>	<b>Elec Day</b>	<b>TOTAL</b>	<b>AV</b>	<b>Elec Day</b>	<b>TOTAL</b>	<b>AV</b>	<b>Elec Day</b>	<b>TOTAL</b>	<b>AV</b>	<b>Elec Day</b>	<b>TOTAL</b>	<b>AV</b>	<b>Elec Day</b>	<b>TOTAL</b>	<b>AV</b>	<b>Elec Day</b>	<b>TOTAL</b>	<b>AV</b>	<b>Elec Day</b>	<b>TOTAL</b>
-------------------------	-----------	-----------------	--------------	-----------	-----------------	--------------	-----------	-----------------	--------------	-----------	-----------------	--------------	-----------	-----------------	--------------	-----------	-----------------	--------------	-----------	-----------------	--------------	-----------	-----------------	--------------	-----------	-----------------	--------------

**MACOMB TOWNSHIP**

01	458	55	113	168	32	25	57	11	12	23	5	16	21	5	14	19	59	56	115	12	12	24	0	2	2	0	0	0
02	569	71	100	171	31	33	64	13	13	26	3	21	24	7	42	49	89	82	171	14	20	34	0	1	1	0	2	2
03	494	42	95	137	24	40	64	9	23	32	11	23	34	6	58	64	35	89	124	6	7	13	0	0	0	0	1	1
04	555	47	110	157	39	21	60	8	17	25	14	23	37	13	54	67	79	71	150	16	19	35	0	0	0	0	1	1
05	618	67	118	185	48	39	87	3	17	20	10	23	33	5	72	77	64	91	155	10	16	26	0	0	0	0	0	0
06	532	83	71	154	39	25	64	21	9	30	18	9	27	23	36	59	72	55	127	19	5	24	0	1	1	0	0	0
07	529	72	86	158	35	30	65	14	11	25	8	23	31	13	44	57	48	97	145	14	6	20	0	1	1	0	1	1
08	539	80	96	176	39	15	54	19	16	35	11	11	22	13	43	56	85	66	151	9	11	20	0	2	2	0	0	0
09	317	48	57	105	25	20	45	8	12	20	5	10	15	2	22	24	36	56	92	5	4	9	0	0	0	0	0	0
10	376	49	48	97	15	19	34	6	5	11	2	13	15	12	38	50	42	77	119	9	20	29	0	2	2	0	0	0
11	553	74	106	180	23	47	70	10	20	30	10	11	21	12	52	64	61	85	146	6	18	24	0	0	0	0	1	1
12	581	90	87	177	34	25	59	19	5	24	8	18	26	26	47	73	88	87	175	18	10	28	0	1	1	0	1	1
13	560	67	122	189	29	44	73	3	14	17	6	33	39	6	51	57	34	95	129	14	18	32	0	0	0	0	1	1
14	634	84	121	205	51	56	107	10	6	16	10	29	39	5	39	44	69	88	157	16	19	35	1	0	1	0	0	0
15	707	132	106	238	63	28	91	17	10	27	14	28	42	13	36	49	107	60	167	26	10	36	0	1	1	0	0	0
16	618	63	135	198	30	38	68	7	8	15	10	18	28	15	53	68	83	115	198	11	12	23	0	0	0	0	0	0
17	614	71	116	187	40	38	78	7	14	21	10	19	29	7	66	73	46	134	180	12	15	27	0	0	0	0	0	0
18	409	46	42	88	24	12	36	10	7	17	6	12	18	12	42	54	68	67	135	17	26	43	1	1	2	1	0	1
19	225	16	27	43	8	8	16	4	5	9	2	8	10	8	49	57	22	43	65	7	8	15	0	2	2	0	0	0
20	512	57	106	163	49	28	77	5	11	16	6	20	26	10	55	65	57	72	129	7	6	13	0	0	0	0	0	0
21	670	110	71	181	70	38	108	10	10	20	15	13	28	19	50	69	120	77	197	22	7	29	1	0	1	0	0	0
22	717	117	102	219	57	32	89	21	19	40	22	21	43	18	43	61	116	78	194	17	11	28	0	0	0	0	0	0
23	695	162	91	253	86	25	111	23	11	34	10	13	23	11	26	37	114	59	173	16	10	26	0	1	1	0	1	1
24	702	155	76	231	88	16	104	35	9	44	19	3	22	15	28	43	125	63	188	29	8	37	0	0	0	2	0	2
25	325	29	72	101	15	30	45	6	5	11	4	7	11	6	34	40	15	69	84	8	8	16	0	0	0	0	0	0
26	350	38	66	104	31	15	46	6	13	19	5	8	13	4	32	36	30	64	94	12	12	24	0	0	0	0	0	0
27	595	54	140	194	37	32	69	7	14	21	14	27	41	12	36	48	76	93	169	9	17	26	0	2	2	0	0	0
28	376	27	89	116	25	25	50	6	9	15	1	17	18	5	42	47	37	66	103	3	10	13	0	0	0	0	1	1
29	416	37	70	107	12	39	51	5	10	15	7	9	16	7	55	62	37	91	128	4	16	20	0	3	3	0	0	0
30	539	61	119	180	27	38	65	8	14	22	10	14	24	7	41	48	65	79	144	13	16	29	0	0	0	0	1	1
31	344	49	64	113	24	24	48	9	15	24	4	8	12	5	19	24	34	45	79	12	9	21	0	0	0	1	0	1
32	516	48	124	172	35	28	63	12	10	22	6	32	38	7	42	49	37	87	124	11	10	21	0	0	0	0	1	1
33	383	32	78	110	31	22	53	9	14	23	7	11	18	10	29	39	67	36	103	12	4	16	0	0	0	0	0	0
34	440	42	96	138	12	28	40	2	15	17	4	16	20	2	52	54	46	83	129	11	15	26	0	0	0	0	0	0
35	415	28	79	107	24	31	55	3	12	15	2	12	14	5	56	61	29	94	123	9	17	26	0	0	0	0	0	0
36	349	36	78	114	21	19	40	7	10	17	3	18	21	4	33	37	25	72	97	2	8	10	0	1	1	0	0	0
37	473	57	84	141	34	29	63	18	10	28	9	22	31	9	13	22	61	68	129	23	8	31	0	0	0	0	0	0
<b>18,705</b>	<b>2,396</b>	<b>3,361</b>	<b>5,757</b>	<b>1,307</b>	<b>1,062</b>	<b>2,369</b>	<b>391</b>	<b>435</b>	<b>826</b>	<b>311</b>	<b>619</b>	<b>930</b>	<b>359</b>	<b>1,544</b>	<b>1,903</b>	<b>2,278</b>	<b>2,810</b>	<b>5,088</b>	<b>461</b>	<b>448</b>	<b>909</b>	<b>3</b>	<b>24</b>	<b>24</b>	<b>4</b>	<b>12</b>	<b>16</b>	

<b>POLL BOOK TOTALS</b>	<b>AV</b>	<b>Elec Day</b>	<b>TOTAL</b>	<b>AV</b>	<b>Elec Day</b>	<b>TOTAL</b>	<b>AV</b>	<b>Elec Day</b>	<b>TOTAL</b>	<b>AV</b>	<b>Elec Day</b>	<b>TOTAL</b>	<b>AV</b>	<b>Elec Day</b>	<b>TOTAL</b>	<b>AV</b>	<b>Elec Day</b>	<b>TOTAL</b>	<b>AV</b>	<b>Elec Day</b>	<b>TOTAL</b>	<b>AV</b>	<b>Elec Day</b>	<b>TOTAL</b>	<b>AV</b>	<b>Elec Day</b>	<b>TOTAL</b>
-------------------------	-----------	-----------------	--------------	-----------	-----------------	--------------	-----------	-----------------	--------------	-----------	-----------------	--------------	-----------	-----------------	--------------	-----------	-----------------	--------------	-----------	-----------------	--------------	-----------	-----------------	--------------	-----------	-----------------	--------------

**MEMPHIS**

01	147	N/A	50	50	N/A	13	13	N/A	15	15	N/A	10	10	N/A	13	13	N/A	31	31	N/A	11	11	N/A	1	1	N/A	2	2
<b>147</b>	<b>N/A</b>	<b>50</b>	<b>50</b>	<b>N/A</b>	<b>13</b>	<b>13</b>	<b>N/A</b>	<b>15</b>	<b>15</b>	<b>N/A</b>	<b>10</b>																	

	3,147	146	378	524	85	120	205	31	60	91	19	123	142	85	495	580	327	644	971	163	341	504	0	8	8	2	9	11			
POLL BOOK TOTALS	AV	Elec Day	TOTAL	AV	Elec Day	TOTAL	AV	Elec Day	TOTAL	AV	Elec Day	TOTAL	AV	Elec Day	TOTAL	AV	Elec Day	TOTAL	AV	Elec Day	TOTAL	AV	Elec Day	TOTAL	AV	Elec Day	TOTAL	AV	Elec Day	TOTAL	
NEW BALTIMORE																															
01	420	31	99	130	10	23	33	4	21	25	1	20	21	6	61	67	28	79	107	9	13	22	0	3	3	0	0	0	0	0	0
02	362	38	90	128	14	28	42	7	16	23	4	10	14	6	34	40	29	57	86	7	8	15	0	1	1	1	1	1	2	2	2
03	697	39	177	216	20	48	68	10	29	39	4	33	37	10	54	64	49	149	198	18	25	43	0	0	0	0	1	1	2	2	
04	583	50	124	174	24	33	57	10	18	28	5	24	29	12	55	67	57	94	151	18	26	44	0	2	2	2	2	2	2	2	
05	547	34	128	162	26	44	70	6	19	25	4	26	30	11	56	67	46	111	157	8	12	20	0	1	1	0	0	0	0	0	
<b>TOTALS</b>	<b>2,609</b>	<b>192</b>	<b>618</b>	<b>810</b>	<b>94</b>	<b>176</b>	<b>270</b>	<b>37</b>	<b>103</b>	<b>140</b>	<b>18</b>	<b>113</b>	<b>131</b>	<b>45</b>	<b>260</b>	<b>305</b>	<b>209</b>	<b>490</b>	<b>699</b>	<b>60</b>	<b>84</b>	<b>144</b>	<b>0</b>	<b>7</b>	<b>7</b>	<b>2</b>	<b>4</b>	<b>6</b>	<b>6</b>	<b>6</b>	
RAY TOWNSHIP																															
01	463	56	129	185	29	35	64	22	15	37	13	27	40	3	31	34	28	44	72	7	7	14	0	0	0	0	0	0	0	0	0
02	664	69	171	240	47	56	103	11	36	47	10	55	65	5	31	36	48	76	124	9	10	19	0	2	2	0	1	1	1	1	1
<b>TOTALS</b>	<b>1,127</b>	<b>125</b>	<b>300</b>	<b>425</b>	<b>76</b>	<b>91</b>	<b>167</b>	<b>33</b>	<b>51</b>	<b>84</b>	<b>23</b>	<b>82</b>	<b>105</b>	<b>8</b>	<b>62</b>	<b>70</b>	<b>76</b>	<b>120</b>	<b>196</b>	<b>16</b>	<b>17</b>	<b>33</b>	<b>0</b>	<b>2</b>	<b>2</b>	<b>0</b>	<b>1</b>	<b>1</b>	<b>1</b>	<b>1</b>	
RICHMOND CITY																															
01	747	N/A	246	246	N/A	100	100	N/A	44	44	N/A	42	42	N/A	77	77	N/A	164	164	N/A	43	43	N/A	1	1	N/A	1	1	1	1	1
02	587	N/A	182	182	N/A	83	83	N/A	36	36	N/A	34	34	N/A	56	56	N/A	122	122	N/A	37	37	N/A	3	3	N/A	2	2	2	2	2
<b>TOTALS</b>	<b>1,334</b>	<b>N/A</b>	<b>428</b>	<b>428</b>	<b>N/A</b>	<b>183</b>	<b>183</b>	<b>N/A</b>	<b>80</b>	<b>80</b>	<b>N/A</b>	<b>76</b>	<b>76</b>	<b>N/A</b>	<b>133</b>	<b>133</b>	<b>N/A</b>	<b>286</b>	<b>286</b>	<b>N/A</b>	<b>80</b>	<b>80</b>	<b>N/A</b>	<b>4</b>	<b>4</b>	<b>N/A</b>	<b>3</b>	<b>3</b>	<b>3</b>	<b>3</b>	
RICHMOND TOWNSHIP																															
01	378	N/A	172	172	N/A	44	44	N/A	22	22	N/A	37	37	N/A	18	18	N/A	57	57	N/A	11	11	N/A	1	1	N/A	0	0	0	0	0
02	445	N/A	181	181	N/A	56	56	N/A	22	22	N/A	34	34	N/A	30	30	N/A	81	81	N/A	20	20	N/A	1	1	N/A	2	2	2	2	2
<b>TOTALS</b>	<b>823</b>	<b>N/A</b>	<b>353</b>	<b>353</b>	<b>N/A</b>	<b>100</b>	<b>100</b>	<b>N/A</b>	<b>44</b>	<b>44</b>	<b>N/A</b>	<b>71</b>	<b>71</b>	<b>N/A</b>	<b>48</b>	<b>48</b>	<b>N/A</b>	<b>138</b>	<b>138</b>	<b>N/A</b>	<b>31</b>	<b>31</b>	<b>N/A</b>	<b>2</b>	<b>2</b>	<b>N/A</b>	<b>2</b>	<b>2</b>	<b>2</b>	<b>2</b>	
ROSEVILLE																															
01	566	33	91	124	17	18	35	9	19	28	5	22	27	9	110	119	46	107	153	17	31	48	0	0	0	0	1	1	1	1	
02	757	49	127	176	16	30	46	14	13	27	4	19	23	20	103	123	89	122	211	41	48	89	0	2	2	0	2	2	2	2	
03	522	30	51	81	9	14	23	4	11	15	1	9	10	13	86	99	48	108	156	45	58	103	0	0	0	0	0	0	0	0	
04	364	25	41	66	12	19	31	5	4	9	2	7	9	8	63	71	47	70	117	15	27	42	0	0	0	0	0	1	1	1	
05	543	26	70	96	12	22	34	4	8	12	4	23	27	18	80	98	67	95	162	26	43	69	0	1	1	1	3	4	4	4	
06	716	50	97	147	23	19	42	10	29	39	10	25	35	18	88	106	82	143	225	31	39	70	0	3	3	0	0	0	0	0	
07	787	48	95	143	21	30	51	6	21	27	3	35	38	19	112	131	84	162	246	49	47	96	0	1	1	0	1	0	0	0	
08	686	48	86	134	22	26	48	7	16	23	10	15	25	24	87	111	96	113	209	40	39	79	0	1	1	0	0	0	0	0	
09	774	58	107	165	19	29	48	15	17	32	12	34	46	17	83	100	114	136	250	35	40	75	0	2	2	0	0	0	0	0	
10	404	22	67	89	6	12	18	4	14	18	2	23	25	10	44	54	35	83	118	17	26	43	0	0	0	0	0	0	0	0	
11	560	42	60	102	12	19	31	10	15	25	10	23	33	18	81	99	54	96	150	30	37	67	0	1	1	0	0	0	0	0	
12	509	47	62	109	23	15	38	10	12	22	3	9	12	9	43	52	77	76	153	24	52	76	0	0	0	0	1	0	0	0	
13	283	13	40	53	9	10	19	4	5	9	5	8	13	8	28	36	39	57	96	26	16	42	0	0	0	1	1	2	2	2	
14	476	34	61	95	15	16	31	8	11	19	6	21	27	18	59	77	53	86	139	21	35	56	0	2	2	0	0	0	0	0	
15	646	44	61	105	16	15	31	10	10	20	8	23	31	21	77	98	88	106	194	55	62	117	0	0	0	1	1	2	2	2	
<b>TOTALS</b>	<b>8,593</b>	<b>569</b>	<b>1,116</b>	<b>1,685</b>	<b>232</b>	<b>294</b>	<b>526</b>	<b>120</b>	<b>205</b>	<b>325</b>	<b>85</b>	<b>296</b>	<b>381</b>	<b>230</b>	<b>1,144</b>	<b>1,374</b>	<b>1,019</b>	<b>1,580</b>	<b>2,579</b>	<b>472</b>	<b>600</b>	<b>1,072</b>	<b>0</b>	<b>13</b>	<b>13</b>	<b>4</b>	<b>10</b>	<b>14</b>	<b>14</b>		
SHELBY TOWNSHIP																															
01	837	112	170	282	78	60	138	21	27	48	25	37	62	12	57	69	69	97	166	17	8	25	0	0	0	0	1	1	1	1	
02	752	87	141	228	50	49	99	28	26	54	18	47	65	18	64	82	61	94	155	10	20	30	0	1	1	0	0	0	0	0	
03	354	24	84	108	17	23	40	3	9	12	4	26	30	4	36	40	29	55	84	6	13	19	0	3	3	0	1	1	1	1	
04	632	76	109	185	75	66	141	12	18	30	16	27	43	7	53	60	51	62	113	12	6	18	0	0	0	0	1	1	1	1	
05	386	42	44	86	30	16	46	19	8	27	4	17	21	11	43	54	51	59	110	8	13	19	0	0	0	0	0	0	0	0	
06	388	27	71	98	16	28	44	6	22	28	5	24	29	10	59	69	29	69	98	3	7	10	0	0	0	0	1	1	1	1	
07	727	115	167	282	52	38	90	13	14	27	14	30	44	13	55	68	77	74	151	13	12	25	0	1	1	0	0	0	0	0	
08	322	34	71	105	23	29	52	5	10	15	5	14	19	5	23	28	26	58	84	0	7	7	0	1	1	0	0	0	0	0	
09	338	21	85	106	14	25	39	4	7	11	0	11	11	5	66	71	11	79	90	3	14	17	0	3	3	0	0	0	0	0	
10	503	64	88	152	33	26	59	12	22	34	15	9	24	10	41	51	62	67	129	13	9	22	1	1	2	0	0	0	0	0	
11	555	68	100	168	22	32	54	12	20	32	8	16	24	12	65	77	48	86	134	25	21	46	0	0	0	0	0	2	2	2	
12	531	82	98	180	45	44	89	16	18	34	17	25	42	11	37	48	36	64	100	2	9	11	1	2	3	0	0	0	0	0	
13	380	56	71	127	23	27	50	12	12	24	7	29	36	6	11	17	28	58	86	12	11	23	0	1	1	0	0	0	0	0	
14	648	73	124	197	48	48	96	9	26</																						

21	253	10	44	54	5	11	16	1	7	8	1	9	10	4	57	61	9	58	67	9	23	32	0	0	0	0	0	0	0
22	1,006	184	199	383	78	66	144	23	36	59	21	38	59	27	39	66	120	88	208	18	22	40	0	0	0	0	1	1	1
23	855	163	198	361	92	66	158	14	12	26	17	20	37	13	55	68	66	71	137	10	20	30	0	1	1	0	0	0	0
24	1,020	181	227	408	104	87	191	16	17	33	24	19	43	16	49	65	110	102	212	15	11	26	0	0	0	0	0	0	0
25	715	124	131	255	75	31	106	25	22	47	15	16	31	19	50	69	77	73	150	8	9	17	0	1	1	0	0	0	0
26	661	109	88	197	53	19	72	17	20	37	14	17	31	19	36	55	99	82	181	31	9	40	0	1	1	0	1	1	1
27	649	79	109	188	48	40	88	6	16	22	9	22	31	15	62	77	79	93	172	23	26	49	0	0	0	0	0	0	0
28	863	140	113	253	80	29	109	35	14	49	14	16	30	32	55	87	140	84	224	47	14	61	0	0	0	0	0	0	0
29	326	36	86	122	17	17	34	4	4	8	7	14	21	7	40	47	22	43	65	10	4	14	0	1	1	0	0	0	0
30	570	89	87	176	40	37	77	12	21	33	10	23	33	12	52	64	55	75	130	14	12	26	0	0	0	0	0	0	0

17,960	2,523	3,401	5,924	1,389	1,182	2,571	414	502	916	404	692	1,096	373	1,450	1,823	1,799	2,163	3,962	393	390	783	3	27	30	4	10	14
--------	-------	-------	-------	-------	-------	-------	-----	-----	-----	-----	-----	-------	-----	-------	-------	-------	-------	-------	-----	-----	-----	---	----	----	---	----	----

POLL BOOK TOTALS	Bill Schuette (REP)			Brian Calley (REP)			Jim Hines (REP)			Patrick Colbeck (REP)			Abdul El-Sayed (DEM)			Gretchen Whitmer (DEM)			Shri Thanedar (DEM)			Bill Gelineau (LIB)			John J. Tatar (LIB)		
	AV	Exc Day	TOTAL	AV	Exc Day	TOTAL	AV	Exc Day	TOTAL	AV	Exc Day	TOTAL	AV	Exc Day	TOTAL	AV	Exc Day	TOTAL	AV	Exc Day	TOTAL	AV	Exc Day	TOTAL	AV	Exc Day	TOTAL

ST. CLAIR SHORES

01	1,113	160	154	314	112	68	180	17	9	26	19	20	39	25	103	128	161	169	330	35	16	51	0	0	0	1	1	2
02	954	106	120	226	59	38	97	20	13	33	14	22	36	36	89	125	154	130	284	48	38	86	0	1	1	1	3	4
03	887	70	137	207	28	41	69	12	18	30	7	28	35	24	147	171	102	157	259	25	42	67	0	2	2	1	1	2
04	872	102	139	241	45	35	80	23	17	40	9	21	30	23	122	145	100	136	236	38	28	66	0	1	1	0	3	3
05	813	45	134	179	26	37	63	12	24	36	6	38	44	19	141	160	98	153	251	16	42	58	0	1	1	0	3	3
06	743	65	62	127	34	27	61	8	8	16	7	18	25	19	140	159	83	132	215	49	61	110	0	0	0	0	1	1
07	463	35	49	84	15	27	42	11	12	23	6	14	20	11	93	104	55	94	149	9	18	27	0	1	1	0	0	0
08	692	76	108	184	28	34	62	10	22	32	7	22	29	18	103	121	83	120	203	17	15	32	0	2	2	0	1	1
09	430	46	59	105	15	19	34	10	11	21	3	19	22	11	54	65	62	40	102	30	24	54	0	2	2	1	1	2
10	848	70	137	207	40	28	68	7	14	21	17	31	48	35	114	149	101	151	252	31	22	53	0	3	3	0	1	1
11	372	42	53	95	25	23	48	7	11	18	2	7	9	11	34	45	35	74	109	11	15	26	0	1	1	0	0	0
12	909	100	129	229	51	53	104	13	12	25	28	49	77	19	89	108	145	135	280	35	18	53	0	1	1	1	1	2
13	1,101	159	170	329	71	70	141	19	22	41	17	48	65	19	82	101	136	151	287	44	28	72	0	2	2	0	0	0
14	334	36	48	84	10	26	36	6	11	17	2	19	21	11	46	57	47	40	87	9	8	17	0	0	0	0	0	0
15	806	61	116	177	42	25	67	18	15	33	11	31	42	34	110	144	125	122	247	30	23	53	1	0	1	0	2	2
16	780	92	131	223	50	34	84	10	9	19	6	24	30	26	72	98	103	124	227	29	26	55	1	4	5	0	1	1
17	848	94	122	216	63	52	115	8	25	33	12	28	40	17	81	98	122	124	246	40	21	61	1	5	6	0	0	0
18	699	79	120	199	42	37	79	11	17	28	7	18	25	12	79	91	93	91	184	43	20	63	0	1	1	0	0	0
19	572	56	101	157	41	25	66	8	16	24	7	10	17	18	74	92	74	70	144	22	15	37	0	1	1	0	0	0
20	410	51	56	107	26	23	49	11	13	24	6	5	11	15	47	62	58	60	118	8	13	21	0	0	0	0	0	0
21	591	66	86	152	38	31	69	11	9	20	8	15	23	19	69	88	70	96	166	30	12	42	0	1	1	0	3	3
22	554	59	102	161	27	30	57	8	14	22	4	22	26	8	75	83	65	80	145	12	15	27	0	1	1	0	2	2
23	642	86	98	184	43	22	65	17	12	29	5	23	28	13	70	83	80	95	175	23	21	44	0	1	1	0	0	0

16,433	1,756	2,431	4,187	931	805	1,736	277	334	611	210	532	742	443	2,034	2,477	2,152	2,544	4,896	634	541	1,175	3	31	34	5	24	29
--------	-------	-------	-------	-----	-----	-------	-----	-----	-----	-----	-----	-----	-----	-------	-------	-------	-------	-------	-----	-----	-------	---	----	----	---	----	----

POLL BOOK TOTALS	Bill Schuette (REP)			Brian Calley (REP)			Jim Hines (REP)			Patrick Colbeck (REP)			Abdul El-Sayed (DEM)			Gretchen Whitmer (DEM)			Shri Thanedar (DEM)			Bill Gelineau (LIB)			John J. Tatar (LIB)		
	AV	Exc Day	TOTAL	AV	Exc Day	TOTAL	AV	Exc Day	TOTAL	AV	Exc Day	TOTAL	AV	Exc Day	TOTAL	AV	Exc Day	TOTAL	AV	Exc Day	TOTAL	AV	Exc Day	TOTAL	AV	Exc Day	TOTAL

STERLING HEIGHTS

01	415	37	65	102	16	24	40	5	14	19	5	10	15	8	72	80	41	72	113	12	22	34	0	0	0	0	0	0
02	695	55	108	163	24	42	66	7	18	25	12	26	38	11	111	122	63	141	204	18	33	51	0	0	0	0	0	0
03	737	64	101	165	29	34	63	11	10	21	16	25	41	16	78	94	110	149	259	25	38	63	0	0	0	0	1	1
04	857	76	123	199	31	44	75	14	18	32	12	31	43	12	97	109	101	197	298	26	33	59	0	2	2	0	1	1
05	767	72	100	172	32	35	67	12	10	22	16	33	49	16	118	134	94	132	226	27	40	67	0	2	2	0	0	0
06	462	55	84	139	25	26	51	2	14	16	11	33	44	13	47	60	37	66	103	8	17	25	0	2	2	0	0	0
07	644	57	127	184	31	25	56	7	12	19	11	32	43	14	74	88	70	105	175	10	30	40	0	2	2	0	3	3
08	571	41	102	143	32	34	66	12	16	28	12	27	39	6	78	84	53	92	145	10	25	35	1	1	2	0	1	1
09	301	28	48	76	14	12	26	8	7	15	7	13	20	2	41	43	32	58	90	6	12	18	0	1	1	0	0	0
10	709	89	102	191	51	30	81	14	21	35	7	28	35	12	69	81	68	124	192	15	29	44	1	1	2	1	0	1
11	430	56	52	108	18	18	36	8	12	20	6	23	29	5	61	66	43	78	121	10	14	24	0	0	0	0	2	2
12	803	80	93	173	49	58	107	11	29	40	26	27	53	9	77	88	95	141	236	31	29	60	0	1	1	0	1	1
13	404	43	53	96	20	27	47	5	7	12	2	16	18	8	69	77	36	69	105	8	17	25	0	0	0	0	1	1
14	367	19	42	61	12	17	29	9	12	21	5	21	26	6	55	61	38	65	103	16	22	38	0	0	0	0	0	0
15	436	35	87	122	23	31	54	6	8	14	12	31	43	10	42	52	50	53	103	8	13	21	1	0	1	0	0	0
16	416	42	61	103	21	24	45	5	14	19	5	14	19	5	74	79	40	70	110	7	13	20	0	0	0	0	0	0
17	479	37	93	130	23	22	45	11	10	21	8	25	33	5	61	66	47	75	122	13	17	30	1	0	1	0	0	0
18	727	60	107	167	34	34	68	11	19	30	13	24	37	15	93	108	77	144	221	19	24	43	0	1	1	0	2	2
19	709	59	108	167	38	24	62	11	12	23	20	36	56	8	92	100	74	142	216	15	38	53	0	0	0	0	0	0
20	661	63	120	183	25	40	65	5	22	27	13</																	

34	672	54	134	188	25	52	77	4	7	11	11	45	56	15	90	105	64	105	169	10	30	40	0	1	1	0	2	2
35	319	13	65	78	3	21	24	3	13	16	3	27	30	3	40	43	27	48	75	6	24	30	0	0	0	0	1	1
36	707	60	123	183	52	38	90	8	24	32	11	27	38	16	67	83	103	100	203	14	15	29	0	3	3	0	0	0
37	632	62	102	164	27	31	58	8	13	21	9	28	37	7	59	66	75	120	195	17	33	50	0	2	2	1	0	1
38	735	81	103	184	45	26	71	14	11	25	19	27	46	11	81	92	90	126	216	31	33	64	0	1	1	0	2	2
39	546	29	108	137	26	28	54	7	21	28	1	33	34	9	75	84	55	111	166	12	14	26	0	1	1	0	0	0
40	236	16	49	65	7	22	29	6	9	15	0	6	6	8	28	36	20	37	57	6	12	18	0	1	1	0	0	0
41	433	29	83	112	18	23	41	10	10	20	4	22	26	5	58	63	34	95	129	13	17	30	1	0	1	0	0	0
42	576	57	127	184	35	41	76	13	14	27	10	14	24	13	60	73	60	80	140	14	14	28	0	2	2	0	0	0
43	1,002	129	142	271	84	70	154	15	23	38	38	36	74	22	81	103	148	123	271	33	13	46	0	1	1	1	2	3
44	628	76	105	181	38	40	78	14	16	30	18	44	62	11	66	77	85	47	132	19	16	35	0	0	0	0	0	0
45	678	75	90	165	38	59	97	16	18	34	22	22	44	16	81	97	60	102	162	11	27	38	0	0	0	0	1	1

25,473	2,314	4,241	6,555	1,289	1,458	2,747	375	645	1,020	493	1,217	1,710	415	3,007	3,422	2,754	4,358	7,112	660	953	1,613	5	34	39	5	26	31			
POLL	Bill Schuette	Brian Calley	Jim Hines	Patrick Colbeck	Abdul El-Sayed	Gretchen Whitmer	Shri Thanedar	Bill Gellineau	John J. Tatar																					
BOCK	(REP)	(REP)	(REP)	(REP)	(DEM)	(DEM)	(DEM)	(LIB)	(LIB)																					
TOTALS	AV	Elec Day	TOTAL	AV	Elec Day	TOTAL	AV	Elec Day	TOTAL	AV	Elec Day	TOTAL	AV	Elec Day	TOTAL	AV	Elec Day	TOTAL	AV	Elec Day	TOTAL	AV	Elec Day	TOTAL	AV	Elec Day	TOTAL	AV	Elec Day	TOTAL

UTICA																													
01	192	N/A	38	38	N/A	25	25	N/A	5	5	N/A	17	17	N/A	36	36	N/A	55	55	N/A	9	9	N/A	0	0	N/A	1	1	
02	415	N/A	140	140	N/A	52	52	N/A	15	15	N/A	31	31	N/A	36	36	N/A	109	109	N/A	18	18	N/A	0	0	N/A	2	2	
03	384	N/A	97	97	N/A	24	24	N/A	21	21	N/A	20	20	N/A	79	79	N/A	89	89	N/A	33	33	N/A	1	1	N/A	0	0	
991	N/A	275	275	N/A	101	101	N/A	41	41	N/A	68	68	N/A	151	151	N/A	253	253	N/A	60	60	N/A	1	1	N/A	3	3		

POLL	Bill Schuette	Brian Calley	Jim Hines	Patrick Colbeck	Abdul El-Sayed	Gretchen Whitmer	Shri Thanedar	Bill Gellineau	John J. Tatar																					
BOCK	(REP)	(REP)	(REP)	(REP)	(DEM)	(DEM)	(DEM)	(LIB)	(LIB)																					
TOTALS	AV	Elec Day	TOTAL	AV	Elec Day	TOTAL	AV	Elec Day	TOTAL	AV	Elec Day	TOTAL	AV	Elec Day	TOTAL	AV	Elec Day	TOTAL	AV	Elec Day	TOTAL	AV	Elec Day	TOTAL	AV	Elec Day	TOTAL	AV	Elec Day	TOTAL

WARREN																													
01	504	24	61	85	9	16	25	3	7	10	3	4	7	7	105	112	55	111	166	25	52	77	0	1	1	0	1	1	
03	530	10	48	58	9	10	19	0	17	17	6	7	13	14	128	142	41	128	169	20	63	83	0	0	0	0	2	2	
04	429	14	69	83	12	19	31	3	14	17	6	12	18	6	93	99	38	93	131	8	25	33	0	1	1	0	0	0	
05	398	17	44	61	5	18	23	9	13	22	5	7	12	7	47	54	42	99	141	15	50	65	0	1	1	0	2	2	
06	538	27	76	103	20	14	34	4	9	13	6	12	18	7	111	118	63	102	165	19	39	58	0	1	1	0	1	1	
07	256	6	24	30	5	11	16	0	2	2	3	6	9	5	51	56	25	64	89	7	37	44	0	0	0	0	1	1	
08	254	9	26	35	1	6	7	2	3	5	3	7	10	5	52	57	24	57	81	13	29	42	0	0	0	0	4	4	
09	290	10	32	42	5	9	14	4	6	10	0	6	6	6	48	54	27	60	87	12	37	49	0	1	1	0	1	1	
10	233	3	29	32	3	2	5	5	4	9	2	7	9	6	50	56	12	47	59	13	43	56	0	0	0	0	0	0	
11	5	0	1	1	0	0	0	0	0	0	0	0	0	0	2	2	1	1	2	0	0	0	0	0	0	0	0	0	
12	180	7	15	22	2	6	8	6	3	9	2	7	9	6	33	39	19	38	57	7	15	22	0	1	1	0	1	1	
13	142	8	26	34	5	3	8	4	5	9	0	3	3	3	24	27	13	19	32	4	15	19	0	0	0	0	1	1	
14	570	35	82	117	23	18	41	9	5	14	7	20	27	7	88	95	46	96	142	29	74	103	0	0	0	0	2	2	
15	487	21	73	94	9	13	22	0	9	9	1	11	12	6	77	83	50	96	146	27	74	101	0	0	0	0	0	0	
17	423	24	56	80	14	8	22	2	6	8	5	16	21	12	69	81	49	84	133	19	35	54	0	1	1	0	1	1	
18	130	2	16	18	4	2	6	2	3	5	0	2	2	3	26	29	8	28	36	8	22	30	0	0	0	0	0	0	
19	459	14	80	94	5	18	23	5	12	17	9	15	24	6	100	106	41	97	138	10	24	34	0	0	0	0	0	0	
20	637	47	100	147	20	24	44	3	10	13	5	23	28	15	87	102	80	110	190	36	41	77	1	4	5	0	1	1	
22	642	39	108	147	20	22	42	5	18	23	9	26	35	11	85	96	69	137	208	30	34	64	0	0	0	0	2	2	
23	572	35	69	104	16	17	33	12	17	29	8	23	31	25	66	91	73	82	155	39	38	77	2	2	4	0	2	2	
24	239	9	53	62	8	7	15	5	2	7	0	7	7	7	42	49	25	35	60	5	20	25	0	1	1	1	1	2	
25	372	24	68	92	10	20	30	5	12	17	4	17	21	11	43	54	25	71	96	20	22	42	0	0	0	0	0	0	
26	230	9	13	22	5	8	13	2	2	4	1	9	10	3	46	49	17	64	81	12	31	43	0	0	0	0	0	0	
27	1,034	104	148	252	55	41	96	13	31	44	10	35	45	27	133	160	132	169	301	34	53	87	0	1	1	1	1	2	
28	836	58	93	151	30	25	55	12	30	42	10	33	43	22	98	120	127	151	278	42	54	96	0	0	0	0	1	1	
31	831	59	108	167	34	31	65	5	18	23	5	12	17	24	125	149	138	139	277	41	52	93	0	0	0	0	3	3	
32	667	50	99	149	30	35	65	15	15	30	14	21	35	19	91	110	76	110	186	19	38	57	1	1	2	0	2	2	
33	761	69	138	207	33	32	65	12	13	25	9	28	37	29	93	122	85	128	213	23	19	42	0	3	3	0	1	1	
34	360	25	44	69	14	12	26	1	9	10	2	14	16	3	74	77	33	72	105	8	31	39	0	5	5	1	0	1	
35	640	51	75	126	30	25	55	12	11	23	6	16	22	17	90	107	80	112	192	37	40	77	0	2	2	0	2	2	
36	1,076	82	146	228	51	37	88	12	23	35	21	38	59	21	194	215	138	165	303	45	33	78	0	0	0	0	0	0	
38	825	58	114	172	22	29	51	10	18	28	8	19	27	21	137	158	100	154	254	42	52	94	0	0	0	0	0	0	
41	786	56	114	170	37	33	70	12	15	27	5	24	29	17	105	122	99	141	240	27	49	76	0	0	0	0	1	1	
43	615	32	91	123	22	26	48	10	16	26	12	19	31	11	82	93	71	129	200	23	32	55	0	1	1	0	0	0	
44	521	30	51	81	15	10	25	7	7	14	8	12	20	19	91	110	72	113	185	35	26	61	0	1	1	0	0	0	
45	523	54	54	108	32	14	46	10	7	17	6	12	18	10	100	110	65	83	148	20	31	51	0	0	0	0	1	3	4
46	440	31	46	77	15	11	26	7	3	10	7	18	25	17	94	111	52	78	130	14	24	38	0	2					

BOOK TOTALS	(REP)			(REP)			(REP)			(REP)			(DEM)			(DEM)			(DEM)			(LIB)			(LIB)			
	AV	Elec Day	TOTAL	AV	Elec Day	TOTAL	AV	Elec Day	TOTAL	AV	Elec Day	TOTAL	AV	Elec Day	TOTAL	AV	Elec Day	TOTAL	AV	Elec Day	TOTAL	AV	Elec Day	TOTAL	AV	Elec Day	TOTAL	
<b>WASHINGTON TOWNSHIP</b>																												
01	474	42	100	142	23	46	69	2	11	13	6	29	35	5	56	61	34	84	118	9	14	23	0	0	0	0	1	1
02	911	131	187	318	89	58	147	17	22	39	18	35	53	13	45	58	103	99	202	22	12	34	2	0	2	0	3	3
03	746	104	191	295	57	51	108	19	23	42	18	46	64	6	38	44	59	87	146	6	9	15	0	0	0	0	0	0
04	533	40	146	186	24	29	53	12	25	37	5	26	31	10	54	64	31	70	101	12	12	24	0	0	0	0	1	1
05	791	106	214	320	66	63	129	11	20	31	21	45	66	10	38	48	57	86	143	6	10	16	3	0	3	0	0	0
06	1,243	226	289	515	128	90	218	32	31	63	30	47	77	18	42	60	143	82	225	19	8	27	1	0	1	0	1	1
07	782	99	201	300	43	63	106	13	21	34	25	53	78	9	56	65	62	90	152	14	9	23	0	1	1	0	1	1
08	697	103	142	245	44	56	100	13	23	36	14	32	46	11	44	55	70	91	161	10	9	19	0	0	0	0	0	0
09	356	34	119	153	17	15	32	8	11	19	8	34	42	2	20	22	26	43	69	4	4	8	0	0	0	0	0	0
10	494	50	141	191	43	20	63	8	22	30	7	15	22	5	38	43	42	76	118	5	4	9	0	0	0	0	1	1
<b>TOTALS</b>	<b>7,027</b>	<b>935</b>	<b>1,730</b>	<b>2,665</b>	<b>534</b>	<b>491</b>	<b>1,025</b>	<b>135</b>	<b>209</b>	<b>344</b>	<b>152</b>	<b>362</b>	<b>514</b>	<b>89</b>	<b>431</b>	<b>520</b>	<b>627</b>	<b>808</b>	<b>1,435</b>	<b>107</b>	<b>91</b>	<b>198</b>	<b>6</b>	<b>1</b>	<b>7</b>	<b>0</b>	<b>8</b>	<b>8</b>
	186,474	18,710	31,125	49,835	9,948	9,589	19,537	3,169	4,605	7,774	2,872	6,998	9,870	4,009	20,314	24,323	21,161	29,680	50,841	6,342	7,977	14,319	47	270	317	51	227	278

□ Yellow in the TOTALS column means precinct hasn't reported  
 n/a indicates AV (Absentee) results are included in Elec Day results

August 7, 2018 Election  
Write-In Votes

Jurisdiction	Pct #	GOVERNOR		GOVERNOR	
		Evan Space Republican Party		William Cobbs Democratic Party	
		PRECINCT	AV	PRECINCT	AV
Center Line	01	0	0	0	0
Center Line	02	0	0	0	0
Center Line	03	0	0	0	0
Center Line	04	0	0	0	0
Center Line	05	0	0	0	0
Eastpointe	01	0	0	0	0
Eastpointe	02	0	0	0	0
Eastpointe	03	0	0	0	0
Eastpointe	04	0	0	0	0
Eastpointe	05	0	0	0	0
Eastpointe	06	0	0	0	0
Eastpointe	07	0	0	0	0
Eastpointe	08	0	0	1	0
Eastpointe	09	0	0	0	0
Eastpointe	10	0	0	0	0
Eastpointe	11	0	0	1	0
Eastpointe	12	0	0	0	0
Eastpointe	13	0	0	0	0
Eastpointe	14	0	0	0	0
Fraser	01	0	0	0	0
Fraser	02	0	0	0	0
Fraser	03	0	0	0	0
Fraser	04	0	0	0	0
Fraser	05	0	0	0	0
Fraser	06	0	0	0	0
Fraser	07	0	0	0	0
Grosse Pointe Shores	03	0	N/A	0	N/A
Memphis	01	0	N/A	0	N/A
Mount Clemens	01	0	0	0	0
Mount Clemens	02	0	0	0	0
Mount Clemens	03	0	0	0	0
Mount Clemens	04	0	0	0	0
Mount Clemens	05	0	0	0	0
Mount Clemens	06	0	0	0	0
Mount Clemens	09	0	0	0	0
New Baltimore	01	0	0	0	0
New Baltimore	02	0	0	0	0
New Baltimore	03	0	0	0	0
New Baltimore	04	0	0	0	0
New Baltimore	05	0	0	0	0
Richmond City	01	0	N/A	0	N/A
Richmond City	02	0	N/A	0	N/A

August 7, 2018 Election

Write-In Votes

Jurisdiction	Pct #	GOVERNOR		GOVERNOR	
		Evan Space Republican Party		William Cobbs Democratic Party	
		PRECINCT	AV	PRECINCT	AV
Roseville	01	0	0	0	0
Roseville	02	0	0	0	0
Roseville	03	0	0	0	0
Roseville	04	0	0	0	0
Roseville	05	0	0	1	0
Roseville	06	0	0	0	0
Roseville	07	0	0	0	0
Roseville	08	0	0	0	0
Roseville	09	0	0	0	0
Roseville	10	0	0	0	0
Roseville	11	0	0	0	0
Roseville	12	0	0	0	0
Roseville	13	0	0	0	0
Roseville	14	0	0	0	0
Roseville	15	0	0	0	0
St. Clair Shores	01	0	0	0	0
St. Clair Shores	02	0	0	0	0
St. Clair Shores	03	0	0	0	0
St. Clair Shores	04	0	0	0	0
St. Clair Shores	05	0	0	0	0
St. Clair Shores	06	0	0	0	0
St. Clair Shores	07	0	0	0	0
St. Clair Shores	08	0	0	0	0
St. Clair Shores	09	0	0	0	0
St. Clair Shores	10	0	0	0	0
St. Clair Shores	11	0	0	0	0
St. Clair Shores	12	0	0	0	0
St. Clair Shores	13	0	0	0	0
St. Clair Shores	14	0	0	0	0
St. Clair Shores	15	0	0	0	0
St. Clair Shores	16	0	0	0	0
St. Clair Shores	17	0	0	0	0
St. Clair Shores	18	0	0	0	0
St. Clair Shores	19	0	0	0	0
St. Clair Shores	20	0	0	0	0
St. Clair Shores	21	0	0	0	0
St. Clair Shores	22	0	0	0	0
St. Clair Shores	23	0	0	0	0



August 7, 2018 Election  
Write-In Votes

Jurisdiction	Pct #	GOVERNOR		GOVERNOR	
		Evan Space Republican Party		William Cobbs Democratic Party	
		PRECINCT	AV	PRECINCT	AV
Sterling Heights	01	0	0	0	0
Sterling Heights	02	0	0	0	0
Sterling Heights	03	0	0	0	0
Sterling Heights	04	0	0	0	0
Sterling Heights	05	0	0	0	0
Sterling Heights	06	0	0	0	0
Sterling Heights	07	0	0	0	0
Sterling Heights	08	0	0	0	0
Sterling Heights	09	0	0	0	0
Sterling Heights	10	0	0	0	0
Sterling Heights	11	0	0	0	0
Sterling Heights	12	0	0	0	0
Sterling Heights	13	0	0	0	0
Sterling Heights	14	0	0	0	0
Sterling Heights	15	0	0	0	0
Sterling Heights	16	0	0	0	0
Sterling Heights	17	0	0	0	0
Sterling Heights	18	0	0	0	0
Sterling Heights	19	0	0	0	0
Sterling Heights	20	0	0	0	0
Sterling Heights	21	0	0	0	0
Sterling Heights	22	0	0	0	0
Sterling Heights	23	0	0	0	0
Sterling Heights	24	0	0	0	0
Sterling Heights	25	0	0	0	0
Sterling Heights	26	0	0	0	0
Sterling Heights	27	0	0	0	0
Sterling Heights	28	0	0	0	0
Sterling Heights	29	0	0	0	0
Sterling Heights	30	0	0	0	0
Sterling Heights	31	0	0	0	0
Sterling Heights	32	0	0	0	0
Sterling Heights	33	0	0	0	0
Sterling Heights	34	0	0	0	0
Sterling Heights	35	0	0	0	0
Sterling Heights	36	0	0	0	0
Sterling Heights	37	0	0	0	0
Sterling Heights	38	0	0	0	0
Sterling Heights	39	0	0	0	0
Sterling Heights	40	0	0	0	0
Sterling Heights	41	0	0	0	0
Sterling Heights	42	0	0	0	0
Sterling Heights	43	0	0	0	0
Sterling Heights	44	0	0	0	0
Sterling Heights	45	0	0	0	0
Utica	01	0	N/A	0	N/A
Utica	02	0	N/A	0	N/A
Utica	03	0	N/A	0	N/A

August 7, 2018 Election  
Write-In Votes

Jurisdiction	Pct #	GOVERNOR		GOVERNOR	
		Evan Space Republican Party		William Cobbs Democratic Party	
		PRECINCT	AV	PRECINCT	AV
Warren	01	0	0	0	0
Warren	03	0	0	0	0
Warren	04	0	0	0	0
Warren	05	0	0	0	0
Warren	06	0	0	0	0
Warren	07	0	0	0	0
Warren	08	0	0	0	0
Warren	09	0	0	0	0
Warren	10	0	0	0	0
Warren	11	0	0	0	0
Warren	12	0	0	0	0
Warren	13	0	0	0	0
Warren	14	0	0	0	0
Warren	15	0	0	0	0
Warren	16	0	0	0	0
Warren	17	0	0	0	0
Warren	18	0	0	0	0
Warren	19	0	0	0	0
Warren	20	0	0	0	0
Warren	22	0	0	0	0
Warren	23	0	0	0	0
Warren	24	0	0	0	0
Warren	25	0	0	0	0
Warren	26	0	0	0	0
Warren	27	0	0	0	0
Warren	28	0	0	1	0
Warren	31	0	0	0	0
Warren	32	0	0	0	0
Warren	33	0	0	0	0
Warren	34	0	0	0	0
Warren	35	0	0	0	0
Warren	36	0	0	0	0
Warren	38	0	0	0	0
Warren	41	0	0	0	0
Warren	43	0	0	0	0
Warren	44	0	0	0	0
Warren	45	0	0	0	0
Warren	46	0	0	0	0
Warren	47	0	0	0	0
Warren	48	0	0	0	0
Warren	49	0	0	0	0
Warren	50	0	0	0	0
Warren	51	0	0	0	0
Warren	52	0	0	0	0
Warren	53	0	0	0	0
Warren	54	0	0	0	0
Warren	55	0	0	0	0
Warren	56	0	0	0	0
Warren	57	0	0	0	0
Warren	58	0	0	0	0

August 7, 2018 Election  
Write-In Votes

Jurisdiction	Pct #	GOVERNOR		GOVERNOR	
		Evan Space Republican Party		William Cobbs Democratic Party	
		PRECINCT	AV	PRECINCT	AV
Armada Township	01	0	0	0	0
Armada Township	02	0	0	0	0
Bruce Township	01	0	0	0	0
Bruce Township	02	0	0	0	0
Bruce Township	03	0	0	0	0
Bruce Township	04	0	0	0	0
Chesterfield Township	01	0	0	0	0
Chesterfield Township	02	0	0	0	0
Chesterfield Township	03	0	0	0	0
Chesterfield Township	04	0	0	0	0
Chesterfield Township	05	0	0	0	0
Chesterfield Township	06	0	0	0	0
Chesterfield Township	07	0	0	0	0
Chesterfield Township	08	0	0	0	0
Chesterfield Township	09	0	0	0	0
Chesterfield Township	10	0	0	0	0
Chesterfield Township	11	0	0	0	0
Chesterfield Township	12	0	0	0	0
Chesterfield Township	13	0	0	0	0
Chesterfield Township	14	0	0	0	0
Clinton Township	01	0	0	0	0
Clinton Township	02	0	0	0	0
Clinton Township	03	0	0	0	0
Clinton Township	04	0	0	0	0
Clinton Township	05	0	0	0	0
Clinton Township	06	0	0	0	0
Clinton Township	07	0	0	0	0
Clinton Township	08	0	0	0	0
Clinton Township	09	0	0	0	0
Clinton Township	10	0	0	0	0
Clinton Township	11	0	0	0	0
Clinton Township	12	0	0	0	0
Clinton Township	13	0	0	0	0
Clinton Township	14	0	0	0	0
Clinton Township	15	0	0	0	0
Clinton Township	16	0	0	0	0
Clinton Township	17	0	0	0	0
Clinton Township	18	0	0	0	0
Clinton Township	19	0	0	0	0
Clinton Township	20	0	0	0	0

August 7, 2018 Election  
Write-In Votes

Jurisdiction	Pct #	GOVERNOR		GOVERNOR	
		Evan Space Republican Party		William Cobbs Democratic Party	
		PRECINCT	AV	PRECINCT	AV
Clinton Township	21	0	0	0	0
Clinton Township	22	0	0	0	0
Clinton Township	23	0	0	0	0
Clinton Township	24	0	0	0	0
Clinton Township	25	0	0	0	0
Clinton Township	26	0	0	0	0
Clinton Township	27	0	0	0	0
Clinton Township	28	0	0	0	0
Clinton Township	29	0	0	0	0
Clinton Township	30	0	0	0	0
Clinton Township	31	0	0	0	0
Clinton Township	32	0	0	0	0
Clinton Township	33	0	0	0	0
Clinton Township	34	0	0	0	0
Clinton Township	35	0	0	0	0
Clinton Township	36	0	0	0	0
Clinton Township	37	0	0	0	0
Clinton Township	38	0	0	0	0
Clinton Township	39	0	0	0	0
Clinton Township	40	0	0	1	0
Clinton Township	41	0	0	0	0
Clinton Township	42	0	0	0	0
Clinton Township	43	0	0	0	0
Clinton Township	44	0	0	0	0
Clinton Township	45	0	0	0	0
Clinton Township	46	0	0	0	0
Harrison Township	01	0	0	0	0
Harrison Township	02	0	0	0	0
Harrison Township	03	0	0	0	0
Harrison Township	04	0	0	0	0
Harrison Township	05	0	0	0	0
Harrison Township	06	0	0	0	0
Harrison Township	07	0	0	0	0
Harrison Township	08	0	0	0	0
Harrison Township	09	0	0	0	0
Harrison Township	10	0	0	0	0
Lenox Township	01	0	0	0	0
Lenox Township	02	0	0	0	0
Lenox Township	03	0	0	0	0
Lenox Township	04	0	0	0	0
Macomb Township	01	0	0	0	0
Macomb Township	02	0	0	0	0
Macomb Township	03	0	0	0	0
Macomb Township	04	0	0	0	0
Macomb Township	05	0	0	0	0
Macomb Township	06	0	0	0	0
Macomb Township	07	0	0	0	0
Macomb Township	08	0	0	0	0

August 7, 2018 Election  
Write-In Votes

Jurisdiction	Pct #	GOVERNOR		GOVERNOR	
		Evan Space Republican Party		William Cobbs Democratic Party	
		PRECINCT	AV	PRECINCT	AV
Macomb Township	09	0	0	0	0
Macomb Township	10	0	0	0	2
Macomb Township	11	0	0	0	0
Macomb Township	12	0	0	0	0
Macomb Township	13	0	0	0	0
Macomb Township	14	0	0	0	0
Macomb Township	15	0	0	0	0
Macomb Township	16	0	0	0	0
Macomb Township	17	0	0	0	0
Macomb Township	18	0	0	0	0
Macomb Township	19	0	0	0	0
Macomb Township	20	0	0	0	0
Macomb Township	21	0	0	0	0
Macomb Township	22	0	0	0	0
Macomb Township	23	0	0	0	0
Macomb Township	24	0	0	0	0
Macomb Township	25	0	0	0	0
Macomb Township	26	0	0	0	0
Macomb Township	27	0	0	0	0
Macomb Township	28	0	0	0	0
Macomb Township	29	0	0	0	0
Macomb Township	30	0	0	0	0
Macomb Township	31	0	0	0	0
Macomb Township	32	0	0	0	0
Macomb Township	33	0	0	0	0
Macomb Township	34	0	0	0	0
Macomb Township	35	0	0	0	0
Macomb Township	36	0	0	0	0
Macomb Township	37	0	0	0	0
Ray Township	01	0	0	0	0
Ray Township	02	0	0	0	0
Richmond Township	01	0	N/A	0	N/A
Richmond Township	02	0	N/A	0	N/A

August 7, 2018 Election  
Write-In Votes

Jurisdiction	Pct #	GOVERNOR		GOVERNOR	
		Evan Space Republican Party		William Cobbs Democratic Party	
		PRECINCT	AV	PRECINCT	AV
Shelby Township	01	0	0	0	0
Shelby Township	02	0	0	0	0
Shelby Township	03	0	0	0	0
Shelby Township	04	0	0	0	0
Shelby Township	05	0	0	0	0
Shelby Township	06	0	0	0	0
Shelby Township	07	0	0	0	0
Shelby Township	08	0	0	0	0
Shelby Township	09	0	0	0	0
Shelby Township	10	0	0	0	0
Shelby Township	11	0	0	0	0
Shelby Township	12	0	0	0	0
Shelby Township	13	0	0	0	0
Shelby Township	14	0	0	0	0
Shelby Township	15	0	0	0	0
Shelby Township	16	0	0	0	0
Shelby Township	17	0	0	0	0
Shelby Township	18	0	0	0	0
Shelby Township	19	0	0	0	0
Shelby Township	20	0	0	0	0
Shelby Township	21	0	0	0	0
Shelby Township	22	0	0	0	0
Shelby Township	23	0	0	0	0
Shelby Township	24	0	0	0	0
Shelby Township	25	0	0	0	0
Shelby Township	26	0	0	0	0
Shelby Township	27	0	0	0	0
Shelby Township	28	0	0	0	0
Shelby Township	29	0	0	0	0
Shelby Township	30	0	0	0	0

August 7, 2018 Election  
Write-In Votes

Jurisdiction	Pct #	GOVERNOR		GOVERNOR	
		Evan Space Republican Party		William Cobbs Democratic Party	
		PRECINCT	AV	PRECINCT	AV
Washington Township	01	0	0	0	0
Washington Township	02	0	0	0	0
Washington Township	03	0	0	0	0
Washington Township	04	0	0	0	0
Washington Township	05	0	0	0	0
Washington Township	06	0	0	0	0
Washington Township	07	0	0	0	0
Washington Township	08	0	0	0	0
Washington Township	09	0	0	0	0
Washington Township	10	0	0	0	0
<b>TOTALS</b>		<b>0</b>	<b>0</b>	<b>5</b>	<b>2</b>
<b>GRAND TOTALS</b>		<b>0</b>		<b>7</b>	



# Election Results

## United States Senator One 6-year term

Official results, updated August 17, 3:33 PM

[Race List](#) | [Race Summary](#) | [Race Details](#) | [Race Details \(Printer Friendly\)](#)

	POLL BOOK TOTALS	John James (REP)			Sandy Penster (REP)			Debbie Stabenow (DEM)		
		AV	Elec Day	TOTAL	AV	Elec Day	TOTAL	AV	Elec Day	TOTAL
<b>ARMADA TOWNSHIP</b>										
01	878	97	180	277	107	125	232	86	162	248
02	634	37	145	182	55	119	174	73	97	170
	<b>1,512</b>	<b>134</b>	<b>325</b>	<b>459</b>	<b>162</b>	<b>244</b>	<b>406</b>	<b>159</b>	<b>259</b>	<b>418</b>

	POLL BOOK TOTALS	John James (REP)			Sandy Penster (REP)			Debbie Stabenow (DEM)		
		AV	Elec Day	TOTAL	AV	Elec Day	TOTAL	AV	Elec Day	TOTAL
<b>BRUCE TOWNSHIP</b>										
01	440	38	99	137	39	76	115	55	103	158
02	877	110	220	330	122	134	256	79	158	237
03	485	56	109	165	83	53	136	49	97	146
04	603	60	158	218	78	110	188	57	100	157
	<b>2,405</b>	<b>264</b>	<b>586</b>	<b>850</b>	<b>322</b>	<b>373</b>	<b>695</b>	<b>240</b>	<b>458</b>	<b>698</b>

	POLL BOOK TOTALS	John James (REP)			Sandy Penster (REP)			Debbie Stabenow (DEM)		
		AV	Elec Day	TOTAL	AV	Elec Day	TOTAL	AV	Elec Day	TOTAL
<b>CENTER LINE</b>										
01	431	16	81	97	19	56	75	50	161	211
02	296	13	31	44	14	30	44	63	106	169
03	423	8	49	57	13	40	53	57	183	240
04	242	6	35	41	18	26	44	27	103	130
05	249	4	42	46	8	29	37	29	110	139
	<b>1,641</b>	<b>47</b>	<b>238</b>	<b>285</b>	<b>72</b>	<b>181</b>	<b>253</b>	<b>226</b>	<b>663</b>	<b>889</b>

	POLL BOOK TOTALS	John James (REP)			Sandy Penster (REP)			Debbie Stabenow (DEM)		
		AV	Elec Day	TOTAL	AV	Elec Day	TOTAL	AV	Elec Day	TOTAL
<b>CHESTERFIELD TOWNSHIP</b>										
01	602	54	85	139	77	78	155	128	130	258
02	558	36	102	138	81	75	156	79	149	228
03	733	36	162	198	54	108	162	95	214	309
04	695	47	121	168	81	91	172	104	184	288
05	586	50	86	136	70	73	143	104	149	253
06	595	23	109	132	74	69	143	57	218	275
07	626	43	124	167	93	66	159	93	170	263
08	653	52	121	173	67	99	166	97	159	256
09	574	47	116	163	61	76	137	96	131	227
10	804	86	115	201	192	99	291	146	106	252
11	757	61	127	188	88	92	180	135	189	324
12	430	18	84	102	26	56	82	58	161	219
13	800	68	121	189	104	94	198	160	198	358
14	820	64	159	223	87	129	216	97	215	312
	<b>9,233</b>	<b>685</b>	<b>1,632</b>	<b>2,317</b>	<b>1,155</b>	<b>1,205</b>	<b>2,360</b>	<b>1,449</b>	<b>2,373</b>	<b>3,822</b>

	POLL BOOK TOTALS	John James (REP)			Sandy Penster (REP)			Debbie Stabenow (DEM)		
		AV	Elec Day	TOTAL	AV	Elec Day	TOTAL	AV	Elec Day	TOTAL
<b>CLINTON TOWNSHIP</b>										
01	563	56	65	121	75	43	118	138	119	257
02	229	19	27	46	23	26	49	42	76	118
03	423	22	50	72	26	45	71	92	137	229
04	153	16	14	30	20	15	35	38	35	73
05	313	1	15	16	2	4	6	75	198	273
06	514	44	47	91	35	38	73	123	176	299
07	281	20	48	68	29	27	56	49	82	131
08	417	32	67	99	38	48	86	71	103	174
09	299	17	48	65	22	38	60	49	85	134
10	515	76	72	148	64	55	119	79	116	195
11	432	20	60	80	33	39	72	71	152	223
12	243	18	38	56	23	26	49	44	75	119
13	486	26	69	95	39	55	94	76	171	247



14	210	14	37	51	24	26	50	32	54	86
15	389	20	62	82	34	45	79	62	121	183
16	599	51	68	119	88	56	144	139	138	277
17	407	18	64	82	33	39	72	78	114	192
18	496	33	72	105	70	56	126	94	102	196
19	634	86	86	172	99	61	160	129	82	211
20	57	0	5	5	0	7	7	4	37	41
21	308	18	36	54	29	24	53	83	83	166
22	466	27	33	60	40	25	65	128	178	306
23	797	67	111	178	109	81	190	137	199	336
24	475	26	84	110	64	51	115	100	110	210
25	444	28	49	77	41	35	76	106	141	247
26	628	65	92	157	74	59	133	95	173	268
27	538	68	64	132	91	55	146	114	81	195
28	373	19	28	47	18	10	28	90	172	262
29	767	86	113	199	83	83	166	146	180	326
30	497	38	65	103	44	45	89	87	144	231
31	583	29	78	107	38	59	97	93	215	308
32	425	35	77	112	66	36	102	79	83	162
33	726	71	113	184	64	59	123	166	187	353
34	410	14	56	70	13	21	34	66	207	273
35	1,024	114	105	219	182	59	241	266	167	433
36	574	55	65	120	78	43	121	102	156	258
37	817	71	83	154	111	61	172	198	202	400
38	493	48	111	159	57	44	101	77	114	191
39	520	48	65	113	86	38	124	127	105	232
40	710	63	105	168	78	70	148	127	184	311
41	561	38	85	123	69	55	124	122	124	246
42	552	38	63	101	59	32	91	127	169	296
43	300	30	45	75	31	40	71	62	57	119
44	940	115	142	257	125	77	202	198	171	369
45	574	50	105	155	60	62	122	112	128	240
46	967	130	79	209	184	48	232	229	204	433
<hr/>										
	23,129	1,980	3,066	5,046	2,671	2,021	4,692	4,722	6,107	10,829

POLL BOOK TOTALS	John James (REP)			Sandy Pensler (REP)			Debbie Stabenow (DEM)		
	AV	Elec Day	TOTAL	AV	Elec Day	TOTAL	AV	Elec Day	TOTAL

#### EASTPOINTE

01	311	3	25	28	20	23	43	70	147	217
02	552	18	51	69	24	43	67	113	240	353
03	506	24	48	72	30	38	68	72	249	321
04	465	19	43	62	35	44	79	88	184	272
05	470	18	52	70	21	49	70	76	208	284
06	483	12	39	51	23	38	61	96	230	326
07	361	16	9	25	11	18	29	72	203	275
08	549	13	18	31	16	20	36	132	293	425
09	387	13	12	25	15	19	34	87	205	292
10	330	9	26	35	16	28	44	48	175	223
11	399	19	42	61	28	14	42	66	194	260
12	687	28	64	92	58	41	99	134	297	431
13	238	16	13	29	21	9	30	60	100	160
14	522	28	29	57	26	18	44	131	244	375
<hr/>										
	6,260	236	471	707	344	402	746	1,245	2,969	4,214

POLL BOOK TOTALS	John James (REP)			Sandy Pensler (REP)			Debbie Stabenow (DEM)		
	AV	Elec Day	TOTAL	AV	Elec Day	TOTAL	AV	Elec Day	TOTAL

#### FRASER

01	416	19	68	87	27	64	91	56	120	176
02	643	40	122	162	63	70	133	87	175	262
03	737	30	109	139	54	74	128	153	223	376
04	547	21	93	114	35	66	101	81	179	260
05	201	16	21	37	11	26	37	44	54	98
06	751	35	161	196	54	93	147	96	223	319
07	359	27	55	82	31	21	52	65	116	181
<hr/>										
	3,654	188	629	817	275	414	689	582	1,090	1,672

POLL BOOK TOTALS	John James (REP)			Sandy Pensler (REP)			Debbie Stabenow (DEM)		
	AV	Elec Day	TOTAL	AV	Elec Day	TOTAL	AV	Elec Day	TOTAL

#### GROSSE POINTE SHORES

03	33	N/A	12	12	N/A	8	8	N/A	11	11
<hr/>										
	33	N/A	12	12	N/A	8	8	N/A	11	11

POLL BOOK TOTALS	John James			Sandy Pensler			Debbie Stabenow		
	AV	Elec Day	TOTAL	AV	Elec Day	TOTAL	AV	Elec Day	TOTAL

	TOTALS			(REP)			(DEM)			
	AV	Elec Day	TOTAL	AV	Elec Day	TOTAL	AV	Elec Day	TOTAL	
<b>HARRISON TOWNSHIP</b>										
01	613	67	101	168	62	60	122	97	170	267
02	692	63	82	145	71	63	134	153	176	329
03	680	55	112	167	93	86	179	121	125	246
04	712	75	87	162	93	75	168	124	172	296
05	798	90	137	227	145	121	266	128	88	216
06	714	61	119	180	84	73	157	120	178	298
07	783	91	125	216	122	104	226	144	128	272
08	470	21	54	75	46	49	95	99	146	245
09	699	93	125	218	121	111	232	86	96	182
10	641	41	114	155	76	91	167	103	146	249
	<b>6,802</b>	<b>657</b>	<b>1,056</b>	<b>1,713</b>	<b>913</b>	<b>833</b>	<b>1,746</b>	<b>1,175</b>	<b>1,425</b>	<b>2,600</b>

POLL BOOK TOTALS	John James (REP)			Sandy Pensler (REP)			Debbie Stabenow (DEM)		
	AV	Elec Day	TOTAL	AV	Elec Day	TOTAL	AV	Elec Day	TOTAL

<b>LENOX TOWNSHIP</b>										
01	468	46	96	142	62	95	157	46	70	116
02	540	35	139	174	47	80	127	73	118	191
03	436	15	84	99	26	45	71	70	154	224
04	183	2	36	38	3	25	28	17	89	106
	<b>1,627</b>	<b>98</b>	<b>355</b>	<b>453</b>	<b>138</b>	<b>245</b>	<b>383</b>	<b>206</b>	<b>431</b>	<b>637</b>

POLL BOOK TOTALS	John James (REP)			Sandy Pensler (REP)			Debbie Stabenow (DEM)		
	AV	Elec Day	TOTAL	AV	Elec Day	TOTAL	AV	Elec Day	TOTAL

<b>MACOMB TOWNSHIP</b>										
01	458	37	108	145	60	57	117	71	70	141
02	569	39	87	126	74	74	148	105	137	242
03	494	44	105	149	39	72	111	50	145	195
04	555	38	113	151	60	55	115	101	134	235
05	618	56	133	189	69	63	132	84	168	252
06	532	60	59	119	95	53	148	110	95	205
07	529	49	88	137	75	52	127	70	141	211
08	539	61	78	139	81	54	135	97	110	207
09	317	37	48	85	49	47	96	43	74	117
10	376	18	47	65	50	37	87	64	125	189
11	553	40	110	150	67	73	140	74	135	209
12	581	61	89	150	86	43	129	122	128	250
13	560	37	117	154	62	84	146	46	156	202
14	634	67	115	182	83	90	173	87	131	218
15	707	93	94	187	127	71	198	137	97	234
16	618	33	107	140	68	84	152	102	163	265
17	614	57	123	180	68	57	125	58	205	263
18	409	34	46	80	51	27	78	95	131	226
19	225	14	28	42	16	20	36	36	95	131
20	512	38	95	133	75	68	143	70	129	199
21	670	68	79	147	127	50	177	152	118	270
22	717	69	105	174	141	63	204	150	125	275
23	695	116	81	197	156	54	210	132	90	222
24	702	95	54	149	191	48	239	166	95	261
25	325	27	60	87	27	49	76	25	100	125
26	350	21	62	83	52	36	88	41	102	143
27	595	58	129	187	47	76	123	94	133	227
28	376	23	88	111	35	46	81	42	111	153
29	416	18	89	107	41	39	80	44	159	203
30	539	44	101	145	61	81	142	83	126	209
31	344	35	65	100	46	45	91	55	69	124
32	516	41	115	156	57	72	129	47	126	173
33	383	35	73	108	38	49	87	90	66	156
34	440	31	92	123	29	63	92	52	140	192
35	415	24	90	114	31	39	70	40	157	197
36	349	32	83	115	31	41	72	31	107	138
37	473	44	77	121	67	63	130	89	81	170
	<b>18,705</b>	<b>1,694</b>	<b>3,233</b>	<b>4,927</b>	<b>2,532</b>	<b>2,095</b>	<b>4,627</b>	<b>2,955</b>	<b>4,474</b>	<b>7,429</b>

POLL BOOK TOTALS	John James (REP)			Sandy Pensler (REP)			Debbie Stabenow (DEM)		
	AV	Elec Day	TOTAL	AV	Elec Day	TOTAL	AV	Elec Day	TOTAL

<b>MEMPHIS</b>										
01	147	N/A	46	46	N/A	41	41	N/A	43	43
	<b>147</b>	<b>N/A</b>	<b>46</b>	<b>46</b>	<b>N/A</b>	<b>41</b>	<b>41</b>	<b>N/A</b>	<b>43</b>	<b>43</b>

POLL BOOK TOTALS	John James (REP)			Sandy Pensler (REP)			Debbie Stabenow (DEM)		
	AV	Elec Day	TOTAL	AV	Elec Day	TOTAL	AV	Elec Day	TOTAL

MOUNT CLEMENS				AV	Elec Day	TOTAL	AV	Elec Day	TOTAL	AV	Elec Day	TOTAL
01	339	4	15	19	4	15	19	84	195	279		
02	572	20	89	109	27	50	77	68	258	326		
03	668	14	94	108	40	73	113	98	281	379		
04	318	9	42	51	23	30	53	59	115	174		
05	285	9	11	20	11	9	20	87	131	218		
06	371	15	42	57	16	30	46	56	181	237		
09	594	39	98	137	45	60	105	102	200	302		
	<b>3,147</b>	<b>110</b>	<b>391</b>	<b>501</b>	<b>166</b>	<b>267</b>	<b>433</b>	<b>554</b>	<b>1,361</b>	<b>1,915</b>		

POLL BOOK TOTALS	John James (REP)	Sandy Pensler (REP)	Debbie Stabenow (DEM)					
AV	Elec Day	TOTAL	AV	Elec Day	TOTAL	AV	Elec Day	TOTAL

NEW BALTIMORE				AV	Elec Day	TOTAL	AV	Elec Day	TOTAL	AV	Elec Day	TOTAL
01	420	19	100	119	25	53	78	41	141	182		
02	362	31	79	110	29	61	90	37	89	126		
03	697	35	149	184	36	128	164	72	202	274		
04	583	49	116	165	39	75	114	83	158	241		
05	547	31	116	147	34	96	130	63	165	228		
	<b>2,609</b>	<b>165</b>	<b>560</b>	<b>725</b>	<b>163</b>	<b>413</b>	<b>576</b>	<b>296</b>	<b>755</b>	<b>1,051</b>		

POLL BOOK TOTALS	John James (REP)	Sandy Pensler (REP)	Debbie Stabenow (DEM)					
AV	Elec Day	TOTAL	AV	Elec Day	TOTAL	AV	Elec Day	TOTAL

RAY TOWNSHIP				AV	Elec Day	TOTAL	AV	Elec Day	TOTAL	AV	Elec Day	TOTAL
01	463	51	125	176	61	66	127	34	77	111		
02	664	55	174	229	70	133	203	60	101	161		
	<b>1,127</b>	<b>106</b>	<b>299</b>	<b>405</b>	<b>131</b>	<b>199</b>	<b>330</b>	<b>94</b>	<b>178</b>	<b>272</b>		

POLL BOOK TOTALS	John James (REP)	Sandy Pensler (REP)	Debbie Stabenow (DEM)					
AV	Elec Day	TOTAL	AV	Elec Day	TOTAL	AV	Elec Day	TOTAL

RICHMOND CITY				AV	Elec Day	TOTAL	AV	Elec Day	TOTAL	AV	Elec Day	TOTAL
01	747	N/A	187	187	N/A	230	230	N/A	266	266		
02	587	N/A	182	182	N/A	136	136	N/A	198	198		
	<b>1,334</b>	<b>N/A</b>	<b>369</b>	<b>369</b>	<b>N/A</b>	<b>366</b>	<b>366</b>	<b>N/A</b>	<b>464</b>	<b>464</b>		

POLL BOOK TOTALS	John James (REP)	Sandy Pensler (REP)	Debbie Stabenow (DEM)					
AV	Elec Day	TOTAL	AV	Elec Day	TOTAL	AV	Elec Day	TOTAL

RICHMOND TOWNSHIP				AV	Elec Day	TOTAL	AV	Elec Day	TOTAL	AV	Elec Day	TOTAL
01	378	N/A	143	143	N/A	120	120	N/A	80	80		
02	445	N/A	164	164	N/A	124	124	N/A	125	125		
	<b>823</b>	<b>N/A</b>	<b>307</b>	<b>307</b>	<b>N/A</b>	<b>244</b>	<b>244</b>	<b>N/A</b>	<b>205</b>	<b>205</b>		

POLL BOOK TOTALS	John James (REP)	Sandy Pensler (REP)	Debbie Stabenow (DEM)					
AV	Elec Day	TOTAL	AV	Elec Day	TOTAL	AV	Elec Day	TOTAL

ROSEVILLE				AV	Elec Day	TOTAL	AV	Elec Day	TOTAL	AV	Elec Day	TOTAL
01	566	18	78	96	42	66	108	71	231	302		
02	757	29	110	139	49	69	118	153	251	404		
03	522	16	45	61	26	38	64	94	236	330		
04	364	16	37	53	25	32	57	64	146	210		
05	543	17	58	75	30	60	90	105	203	308		
06	716	44	87	131	47	80	127	130	254	384		
07	787	31	91	122	40	85	125	148	292	440		
08	686	38	75	113	49	63	112	147	216	363		
09	774	35	91	126	63	91	154	159	239	398		
10	404	18	64	82	16	49	65	61	138	199		
11	560	26	71	97	46	47	93	98	199	297		
12	509	49	52	101	32	45	77	98	158	256		
13	283	13	30	43	16	33	49	73	87	160		
14	476	22	52	74	38	57	95	90	173	263		
15	646	39	56	95	34	50	84	151	214	365		
	<b>8,593</b>	<b>411</b>	<b>997</b>	<b>1,408</b>	<b>553</b>	<b>865</b>	<b>1,418</b>	<b>1,642</b>	<b>3,037</b>	<b>4,679</b>		

POLL BOOK TOTALS	John James (REP)	Sandy Pensler (REP)	Debbie Stabenow (DEM)					
AV	Elec Day	TOTAL	AV	Elec Day	TOTAL	AV	Elec Day	TOTAL

SHELBY TOWNSHIP				AV	Elec Day	TOTAL	AV	Elec Day	TOTAL	AV	Elec Day	TOTAL
01	837	111	165	276	113	122	235	90	149	239		
02	752	82	149	231	98	109	207	89	159	248		
03	354	18	85	103	27	54	81	36	98	134		
04	632	72	123	195	98	86	184	69	115	184		
05	386	38	48	86	53	35	88	63	104	167		
06	388	21	73	94	29	69	98	42	123	165		
07	727	100	139	239	92	105	197	106	131	237		
08	322	28	70	98	38	47	85	31	81	112		
09	338	10	55	65	25	47	72	18	148	166		



	727	48	96	144	63	86	149	106	240	346
19	709	42	105	147	83	67	150	96	254	350
20	661	48	113	161	57	86	143	99	199	298
21	400	19	73	92	32	47	79	48	150	198
22	513	36	121	157	42	52	94	63	132	195
23	540	35	117	152	50	68	118	56	158	214
24	453	25	102	127	34	55	89	44	153	197
25	823	49	154	203	83	95	178	139	214	353
26	782	58	172	230	73	125	198	119	175	294
27	676	40	150	190	56	95	151	80	192	272
28	608	49	116	165	62	53	115	82	197	279
29	560	49	107	156	53	76	129	72	159	231
30	322	27	48	75	30	40	70	37	106	143
31	307	18	56	74	22	28	50	38	117	155
32	182	2	42	44	6	18	24	18	86	104
33	553	65	87	152	58	55	113	104	142	246
34	672	40	147	187	53	82	135	84	202	286
35	319	11	75	86	10	47	57	37	104	141
36	707	51	116	167	79	88	167	125	171	296
37	632	42	93	135	61	76	137	90	186	276
38	735	72	95	167	76	70	146	124	227	351
39	546	17	104	121	46	75	121	78	177	255
40	236	15	55	70	13	28	41	32	67	99
41	433	29	91	120	32	47	79	47	153	200
42	576	48	107	155	61	82	143	79	142	221
43	1,002	106	157	263	149	106	255	200	195	395
44	628	83	136	219	57	62	119	109	120	229
45	678	59	102	161	84	85	169	82	196	278
	<b>25,473</b>	<b>1,879</b>	<b>4,425</b>	<b>6,304</b>	<b>2,421</b>	<b>2,914</b>	<b>5,335</b>	<b>3,658</b>	<b>7,664</b>	<b>11,322</b>

POLL BOOK TOTALS	John James (REP)			Sandy Pensler (REP)			Debbie Stabenow (DEM)			
	AV	Elec Day	TOTAL	AV	Elec Day	TOTAL	AV	Elec Day	TOTAL	
UTICA										
01	192	N/A	46	46	N/A	38	38	N/A	91	91
02	415	N/A	133	133	N/A	98	98	N/A	150	150
03	384	N/A	85	85	N/A	73	73	N/A	192	192
	<b>991</b>	<b>N/A</b>	<b>264</b>	<b>264</b>	<b>N/A</b>	<b>209</b>	<b>209</b>	<b>N/A</b>	<b>433</b>	<b>433</b>

POLL BOOK TOTALS	John James (REP)			Sandy Pensler (REP)			Debbie Stabenow (DEM)			
	AV	Elec Day	TOTAL	AV	Elec Day	TOTAL	AV	Elec Day	TOTAL	
WARREN										
01	504	19	37	56	19	48	67	86	240	326
03	530	12	51	63	11	31	42	72	296	368
04	429	13	58	71	20	52	72	52	192	244
05	398	16	50	66	19	30	49	61	181	242
06	538	25	59	84	31	45	76	84	224	308
07	256	10	24	34	4	18	22	35	142	177
08	254	4	28	32	12	15	27	38	131	169
09	290	5	25	30	14	26	40	42	131	173
10	233	3	16	19	10	23	33	31	132	163
11	5	0	1	1	0	0	0	1	3	4
12	180	9	12	21	7	18	25	29	80	109
13	142	6	23	29	11	14	25	19	53	72
14	570	25	68	93	47	56	103	77	235	312
15	487	16	54	70	14	51	65	79	221	300
17	423	17	57	74	28	28	56	74	171	245
18	130	4	13	17	3	10	13	19	65	84
19	459	8	65	73	22	57	79	58	201	259
20	637	30	86	116	44	69	113	124	216	340
22	642	31	93	124	38	75	113	99	231	330
23	572	22	67	89	47	54	101	131	164	295
24	239	9	41	50	13	25	38	35	84	119
25	372	17	61	78	26	52	78	52	125	177
26	230	4	14	18	13	18	31	31	127	158
27	1,034	81	152	233	93	89	182	184	327	511
28	836	49	106	155	57	71	128	184	281	465
31	831	44	92	136	53	71	124	193	288	481
32	667	45	97	142	62	67	129	111	217	328
33	761	42	120	162	77	80	157	125	220	345
34	360	9	51	60	28	25	53	41	160	201
35	640	50	73	123	46	52	98	128	225	353

	1,076	71	134	205	90	103	193	194	350	544
38	825	47	109	156	45	64	109	156	317	473
41	786	38	116	154	68	64	132	134	274	408
43	615	33	98	131	40	50	90	102	220	322
44	521	17	46	63	43	32	75	122	209	331
45	523	47	43	90	55	42	97	91	191	282
46	440	22	48	70	36	30	66	81	177	258
47	800	77	100	177	81	58	139	144	253	397
48	347	12	39	51	27	22	49	91	126	217
49	814	58	121	179	78	72	150	166	236	402
50	606	33	74	107	64	65	129	123	185	308
51	867	74	74	148	81	80	161	200	239	439
52	497	34	81	115	53	72	125	102	119	221
53	449	32	67	99	36	37	73	69	151	220
54	641	69	81	150	66	59	125	128	152	280
55	623	31	88	119	37	88	125	91	222	313
56	314	26	45	71	17	29	46	55	103	158
57	557	27	96	123	43	64	107	90	185	275
58	859	65	117	182	73	91	164	164	257	421
<b>POLL BOOK TOTALS</b>	<b>25,809</b>	<b>1,438</b>	<b>3,271</b>	<b>4,709</b>	<b>1,902</b>	<b>2,392</b>	<b>4,294</b>	<b>4,598</b>	<b>9,329</b>	<b>13,927</b>

POLL BOOK TOTALS	John James (REP)			Sandy Pensler (REP)			Debbie Stabenow (DEM)			
	AV	Elec Day	TOTAL	AV	Elec Day	TOTAL	AV	Elec Day	TOTAL	
<b>WASHINGTON TOWNSHIP</b>										
01	474	33	105	138	33	75	108	43	138	181
02	911	99	185	284	146	114	260	128	145	273
03	746	87	166	253	102	137	239	70	124	194
04	533	35	123	158	43	101	144	51	126	177
05	791	112	191	303	89	142	231	71	121	192
06	1,243	180	281	461	214	164	378	166	116	282
07	782	76	204	280	90	124	214	81	143	224
08	697	56	142	198	106	104	210	88	137	225
09	356	26	107	133	38	63	101	28	58	86
10	494	50	116	166	55	76	131	46	110	156
<b>TOTALS</b>	<b>7,027</b>	<b>754</b>	<b>1,620</b>	<b>2,374</b>	<b>916</b>	<b>1,100</b>	<b>2,016</b>	<b>772</b>	<b>1,218</b>	<b>1,990</b>
<b>TOTALS</b>	<b>186,474</b>	<b>14,097</b>	<b>29,726</b>	<b>43,823</b>	<b>19,199</b>	<b>21,055</b>	<b>40,254</b>	<b>30,121</b>	<b>53,338</b>	<b>83,459</b>

□ Yellow in the TOTALS column means precinct hasn't reported  
 N/A indicates AV (Absentee) results are included in Elec Day results

August 7, 2018 Election

Write-In Votes

Jurisdiction	Pct #	US SENATOR		US SENATOR	
		William F. White Republican Party		Tim Yow Libertarian Party	
		PRECINCT	AV	PRECINCT	AV
Center Line	01	0	0	0	0
Center Line	02	0	0	0	0
Center Line	03	0	0	0	0
Center Line	04	0	0	0	0
Center Line	05	0	0	0	0
Eastpointe	01	0	0	0	0
Eastpointe	02	0	0	0	0
Eastpointe	03	0	0	0	0
Eastpointe	04	0	0	2	0
Eastpointe	05	0	0	0	0
Eastpointe	06	0	0	0	0
Eastpointe	07	0	0	0	0
Eastpointe	08	0	0	0	0
Eastpointe	09	0	0	0	0
Eastpointe	10	0	0	0	0
Eastpointe	11	0	0	0	0
Eastpointe	12	0	0	0	0
Eastpointe	13	0	0	0	0
Eastpointe	14	0	0	0	0
Fraser	01	0	0	0	0
Fraser	02	0	0	0	0
Fraser	03	0	0	0	0
Fraser	04	0	0	0	0
Fraser	05	0	0	0	0
Fraser	06	0	0	0	0
Fraser	07	0	0	0	0
Grosse Pointe Shores	03	0	N/A	0	N/A
Memphis	01	0	N/A	0	N/A
Mount Clemens	01	0	0	0	0
Mount Clemens	02	0	0	0	0
Mount Clemens	03	0	0	0	0
Mount Clemens	04	0	0	0	0
Mount Clemens	05	0	0	0	0
Mount Clemens	06	0	0	0	0
Mount Clemens	09	0	0	0	0
New Baltimore	01	0	0	0	0
New Baltimore	02	0	0	0	0
New Baltimore	03	0	0	0	0
New Baltimore	04	0	0	0	0
New Baltimore	05	0	0	0	0
Richmond City	01	0	N/A	0	N/A
Richmond City	02	0	N/A	0	N/A

August 7, 2018 Election  
Write-In Votes

Jurisdiction	Pct #	US SENATOR		US SENATOR	
		William F. White Republican Party		Tim Yow Libertarian Party	
		PRECINCT	AV	PRECINCT	AV
Roseville	01	0	0	0	0
Roseville	02	0	0	0	0
Roseville	03	0	0	0	0
Roseville	04	0	0	0	0
Roseville	05	0	0	0	0
Roseville	06	0	0	0	0
Roseville	07	0	0	0	0
Roseville	08	0	0	0	0
Roseville	09	0	0	0	0
Roseville	10	0	0	0	0
Roseville	11	0	0	0	0
Roseville	12	0	0	0	0
Roseville	13	0	0	0	0
Roseville	14	0	0	0	0
Roseville	15	0	0	0	0
St. Clair Shores	01	0	0	0	0
St. Clair Shores	02	0	0	0	0
St. Clair Shores	03	0	0	0	0
St. Clair Shores	04	0	0	0	0
St. Clair Shores	05	0	0	0	0
St. Clair Shores	06	0	0	0	0
St. Clair Shores	07	0	0	0	0
St. Clair Shores	08	0	0	0	0
St. Clair Shores	09	0	0	0	0
St. Clair Shores	10	0	0	0	0
St. Clair Shores	11	0	0	0	0
St. Clair Shores	12	0	0	0	0
St. Clair Shores	13	0	0	0	0
St. Clair Shores	14	0	0	0	0
St. Clair Shores	15	0	0	0	0
St. Clair Shores	16	0	0	0	0
St. Clair Shores	17	0	0	0	0
St. Clair Shores	18	0	0	0	0
St. Clair Shores	19	0	0	0	0
St. Clair Shores	20	0	0	0	0
St. Clair Shores	21	0	0	0	0
St. Clair Shores	22	0	0	0	0
St. Clair Shores	23	0	0	0	0



August 7, 2018 Election  
Write-In Votes

Jurisdiction	Pct #	US SENATOR		US SENATOR	
		William F. White Republican Party		Tim Yow Libertarian Party	
		PRECINCT	AV	PRECINCT	AV
Sterling Heights	01	0	0	0	0
Sterling Heights	02	0	0	0	0
Sterling Heights	03	0	0	0	0
Sterling Heights	04	0	0	0	0
Sterling Heights	05	0	0	0	0
Sterling Heights	06	0	0	0	0
Sterling Heights	07	0	0	0	0
Sterling Heights	08	0	0	0	0
Sterling Heights	09	0	0	0	0
Sterling Heights	10	0	0	0	0
Sterling Heights	11	0	0	0	0
Sterling Heights	12	0	0	0	0
Sterling Heights	13	0	0	0	0
Sterling Heights	14	0	0	0	0
Sterling Heights	15	0	0	0	0
Sterling Heights	16	0	0	0	0
Sterling Heights	17	0	0	0	0
Sterling Heights	18	0	0	0	0
Sterling Heights	19	0	0	0	0
Sterling Heights	20	0	0	0	0
Sterling Heights	21	0	0	0	0
Sterling Heights	22	0	0	0	0
Sterling Heights	23	0	0	0	0
Sterling Heights	24	0	0	0	0
Sterling Heights	25	0	0	1	0
Sterling Heights	26	0	0	0	0
Sterling Heights	27	0	0	0	0
Sterling Heights	28	0	0	0	0
Sterling Heights	29	0	0	0	0
Sterling Heights	30	0	0	0	0
Sterling Heights	31	0	0	0	0
Sterling Heights	32	0	0	0	0
Sterling Heights	33	0	0	0	0
Sterling Heights	34	0	0	0	0
Sterling Heights	35	0	0	0	0
Sterling Heights	36	0	0	0	0
Sterling Heights	37	0	0	0	0
Sterling Heights	38	0	0	0	0
Sterling Heights	39	0	0	0	0
Sterling Heights	40	0	0	0	0
Sterling Heights	41	0	0	0	0
Sterling Heights	42	0	0	0	0
Sterling Heights	43	0	0	0	0
Sterling Heights	44	0	0	0	0
Sterling Heights	45	0	0	0	0
Utica	01	0	N/A	0	N/A
Utica	02	0	N/A	0	N/A
Utica	03	0	N/A	0	N/A

August 7, 2018 Election  
Write-In Votes

Jurisdiction	Pct #	US SENATOR		US SENATOR	
		William F. White Republican Party		Tim Yow Libertarian Party	
		PRECINCT	AV	PRECINCT	AV
Warren	01	0	0	0	0
Warren	03	0	0	0	0
Warren	04	0	0	0	0
Warren	05	0	0	0	0
Warren	06	0	0	0	0
Warren	07	0	0	0	0
Warren	08	0	0	0	0
Warren	09	0	0	0	0
Warren	10	0	0	0	0
Warren	11	0	0	0	0
Warren	12	0	0	0	0
Warren	13	0	0	0	0
Warren	14	0	0	0	0
Warren	15	0	0	0	0
Warren	16	0	0	0	0
Warren	17	0	0	0	0
Warren	18	0	0	0	0
Warren	19	0	0	0	0
Warren	20	0	0	0	0
Warren	22	0	0	0	0
Warren	23	0	0	0	0
Warren	24	0	0	0	0
Warren	25	0	0	0	0
Warren	26	0	0	0	0
Warren	27	0	0	0	0
Warren	28	0	0	0	0
Warren	31	0	0	0	0
Warren	32	0	0	0	0
Warren	33	0	0	0	0
Warren	34	0	0	0	0
Warren	35	0	0	0	0
Warren	36	0	0	0	0
Warren	38	0	0	0	0
Warren	41	0	0	0	0
Warren	43	0	0	0	0
Warren	44	0	0	0	0
Warren	45	0	0	0	0
Warren	46	0	0	0	0
Warren	47	0	0	0	0
Warren	48	0	0	0	0
Warren	49	0	0	0	0
Warren	50	0	0	0	0
Warren	51	0	0	0	0
Warren	52	0	0	0	0
Warren	53	0	0	0	0
Warren	54	0	0	0	0
Warren	55	0	0	0	0
Warren	56	0	0	0	0

August 7, 2018 Election  
Write-In Votes

Jurisdiction	Pct #	US SENATOR		US SENATOR	
		William F. White Republican Party		Tim Yow Libertarian Party	
		PRECINCT	AV	PRECINCT	AV
Warren	57	0	0	0	0
Warren	58	0	0	0	0
Armada Township	01	0	0	0	0
Armada Township	02	0	0	0	0
Bruce Township	01	0	0	0	0
Bruce Township	02	0	0	0	0
Bruce Township	03	0	0	0	0
Bruce Township	04	0	0	0	0
Chesterfield Township	01	0	0	0	1
Chesterfield Township	02	0	0	0	0
Chesterfield Township	03	0	0	0	0
Chesterfield Township	04	0	1	0	0
Chesterfield Township	05	0	0	0	0
Chesterfield Township	06	0	0	0	0
Chesterfield Township	07	0	0	0	0
Chesterfield Township	08	0	0	0	0
Chesterfield Township	09	0	0	0	0
Chesterfield Township	10	0	0	0	0
Chesterfield Township	11	0	0	0	0
Chesterfield Township	12	0	0	0	0
Chesterfield Township	13	0	0	0	0
Chesterfield Township	14	0	0	0	0
Clinton Township	01	0	0	0	0
Clinton Township	02	0	0	0	0
Clinton Township	03	0	0	0	0
Clinton Township	04	0	0	0	0
Clinton Township	05	0	0	0	0
Clinton Township	06	0	0	0	0
Clinton Township	07	0	0	0	0
Clinton Township	08	0	0	0	0
Clinton Township	09	0	0	0	0
Clinton Township	10	0	0	0	0
Clinton Township	11	0	0	0	0
Clinton Township	12	0	0	0	0
Clinton Township	13	0	0	0	0
Clinton Township	14	0	0	0	0
Clinton Township	15	0	0	0	0
Clinton Township	16	0	0	0	0
Clinton Township	17	0	0	0	0
Clinton Township	18	0	0	0	0
Clinton Township	19	0	0	0	0

August 7, 2018 Election  
Write-In Votes

Jurisdiction	Pct #	US SENATOR		US SENATOR	
		William F. White Republican Party		Tim Yow Libertarian Party	
		PRECINCT	AV	PRECINCT	AV
Clinton Township	20	0	0	0	0
Clinton Township	21	0	0	0	0
Clinton Township	22	0	0	0	0
Clinton Township	23	0	0	0	0
Clinton Township	24	0	0	0	0
Clinton Township	25	0	0	0	0
Clinton Township	26	0	0	0	0
Clinton Township	27	0	0	0	0
Clinton Township	28	0	0	0	0
Clinton Township	29	0	0	0	0
Clinton Township	30	0	0	0	0
Clinton Township	31	0	0	0	0
Clinton Township	32	0	0	0	0
Clinton Township	33	0	0	0	0
Clinton Township	34	0	0	0	0
Clinton Township	35	0	0	0	0
Clinton Township	36	0	0	0	0
Clinton Township	37	0	0	0	0
Clinton Township	38	0	0	0	0
Clinton Township	39	0	0	0	0
Clinton Township	40	0	0	0	0
Clinton Township	41	0	0	0	0
Clinton Township	42	0	0	0	0
Clinton Township	43	0	0	0	0
Clinton Township	44	0	0	0	0
Clinton Township	45	0	0	0	0
Clinton Township	46	0	0	0	0
Harrison Township	01	0	0	0	0
Harrison Township	02	0	0	0	0
Harrison Township	03	0	0	0	0
Harrison Township	04	0	0	0	0
Harrison Township	05	0	0	0	0
Harrison Township	06	0	0	0	0
Harrison Township	07	0	0	0	0
Harrison Township	08	0	0	1	0
Harrison Township	09	0	0	0	0
Harrison Township	10	0	0	0	0
Lenox Township	01	0	0	0	0
Lenox Township	02	0	0	0	0
Lenox Township	03	0	0	0	0
Lenox Township	04	0	0	0	0
Macomb Township	01	0	0	0	0
Macomb Township	02	0	0	0	0
Macomb Township	03	0	0	0	0
Macomb Township	04	0	0	0	0
Macomb Township	05	0	0	0	0
Macomb Township	06	0	0	0	0
Macomb Township	07	0	0	0	0

August 7, 2018 Election  
Write-In Votes

Jurisdiction	Pct #	US SENATOR		US SENATOR	
		William F. White Republican Party		Tim Yow Libertarian Party	
		PRECINCT	AV	PRECINCT	AV
Macomb Township	08	0	0	0	0
Macomb Township	09	0	0	0	0
Macomb Township	10	0	0	0	0
Macomb Township	11	0	0	0	0
Macomb Township	12	0	0	0	0
Macomb Township	13	0	0	0	0
Macomb Township	14	0	0	0	0
Macomb Township	15	0	0	0	0
Macomb Township	16	0	0	0	0
Macomb Township	17	0	0	0	0
Macomb Township	18	0	0	0	0
Macomb Township	19	0	0	0	0
Macomb Township	20	0	0	0	0
Macomb Township	21	0	0	0	0
Macomb Township	22	0	0	0	0
Macomb Township	23	0	0	0	0
Macomb Township	24	0	0	0	0
Macomb Township	25	0	0	0	0
Macomb Township	26	0	0	0	0
Macomb Township	27	0	0	0	0
Macomb Township	28	0	0	0	0
Macomb Township	29	0	0	0	0
Macomb Township	30	0	0	0	0
Macomb Township	31	0	0	0	0
Macomb Township	32	0	0	0	0
Macomb Township	33	0	0	0	0
Macomb Township	34	0	0	0	0
Macomb Township	35	0	0	0	0
Macomb Township	36	0	0	0	0
Macomb Township	37	0	0	0	0
Ray Township	01	0	0	0	0
Ray Township	02	0	0	0	0
Richmond Township	01	0	N/A	0	N/A
Richmond Township	02	0	N/A	0	N/A

August 7, 2018 Election  
Write-In Votes

Jurisdiction	Pct #	US SENATOR		US SENATOR	
		William F. White Republican Party		Tim Yow Libertarian Party	
		PRECINCT	AV	PRECINCT	AV
Shelby Township	01	0	0	0	0
Shelby Township	02	0	0	0	0
Shelby Township	03	0	0	0	0
Shelby Township	04	0	0	0	0
Shelby Township	05	0	0	0	0
Shelby Township	06	0	0	0	0
Shelby Township	07	0	0	0	0
Shelby Township	08	0	0	0	0
Shelby Township	09	0	0	0	0
Shelby Township	10	0	0	0	0
Shelby Township	11	0	0	0	0
Shelby Township	12	0	0	0	0
Shelby Township	13	0	0	0	0
Shelby Township	14	0	0	0	0
Shelby Township	15	0	0	0	0
Shelby Township	16	0	0	0	0
Shelby Township	17	0	0	0	0
Shelby Township	18	0	0	0	0
Shelby Township	19	0	0	0	0
Shelby Township	20	0	0	0	0
Shelby Township	21	0	0	0	0
Shelby Township	22	0	0	0	0
Shelby Township	23	0	0	0	0
Shelby Township	24	0	0	0	0
Shelby Township	25	0	0	0	0
Shelby Township	26	0	0	0	0
Shelby Township	27	0	0	0	0
Shelby Township	28	0	0	0	0
Shelby Township	29	0	0	0	0
Shelby Township	30	0	0	0	0

August 7, 2018 Election  
Write-In Votes

Jurisdiction	Pct #	US SENATOR		US SENATOR	
		William F. White Republican Party		Tim Yow Libertarian Party	
		PRECINCT	AV	PRECINCT	AV
Washington Township	01	0	0	0	0
Washington Township	02	0	0	0	0
Washington Township	03	0	0	0	0
Washington Township	04	0	0	0	0
Washington Township	05	0	0	0	0
Washington Township	06	0	0	0	0
Washington Township	07	0	0	0	0
Washington Township	08	0	0	0	0
Washington Township	09	0	0	0	0
Washington Township	10	0	0	0	0
<b>TOTALS</b>		<b>0</b>	<b>1</b>	<b>4</b>	<b>1</b>
<b>GRAND TOTALS</b>		<b>1</b>		<b>5</b>	



# Election Results

## Representative in Congress - 9th District One 2-year term

Official results, updated August 17, 3:33 PM

[Race List](#) | [Race Summary](#) | [Race Details](#) | [Race Details \(Printer Friendly\)](#)

	POLL BOOK TOTALS	Candius Stearns (REP)			Andy Levin (DEM)			Ellen Lipton (DEM)			Martin Brook (DEM)		
		AV	Elec Day	TOTAL	AV	Elec Day	TOTAL	AV	Elec Day	TOTAL	AV	Elec Day	TOTAL
<b>CENTER LINE</b>													
01	431	29	112	141	29	88	117	22	66	88	2	14	16
02	296	22	51	73	39	57	96	20	45	65	1	4	5
03	423	20	71	91	20	81	101	33	100	133	3	15	18
04	242	22	40	62	17	64	81	10	51	61	1	2	3
05	249	11	57	68	12	66	78	16	47	63	0	4	4
	<b>1,641</b>	<b>104</b>	<b>331</b>	<b>435</b>	<b>117</b>	<b>356</b>	<b>473</b>	<b>101</b>	<b>309</b>	<b>410</b>	<b>7</b>	<b>39</b>	<b>46</b>
	POLL BOOK TOTALS	Candius Stearns (REP)			Andy Levin (DEM)			Ellen Lipton (DEM)			Martin Brook (DEM)		
		AV	Elec Day	TOTAL	AV	Elec Day	TOTAL	AV	Elec Day	TOTAL	AV	Elec Day	TOTAL
<b>CLINTON TOWNSHIP</b>													
01	563	100	85	185	77	59	136	54	53	107	6	8	14
02	229	33	40	73	20	36	56	19	31	50	1	8	9
03	423	38	77	115	48	76	124	41	55	96	4	8	12
04	153	29	23	52	26	14	40	11	16	27	2	3	5
05	313	3	16	19	48	122	170	27	67	94	1	13	14
06	514	63	62	125	78	114	192	33	59	92	12	11	23
07	281	37	57	94	33	54	87	19	22	41	0	4	4
08	417	50	81	131	39	68	107	29	40	69	7	7	14
09	299	36	67	103	33	52	85	17	29	46	2	5	7
10	515	110	104	214	44	64	108	26	48	74	10	7	17
11	432	36	68	104	35	86	121	30	62	92	3	9	12
12	243	32	46	78	25	44	69	16	24	40	1	10	11
13	486	53	103	156	47	102	149	27	69	96	3	6	9
14	210	31	46	77	17	37	54	15	18	33	0	4	4
15	389	36	80	116	26	75	101	28	47	75	2	10	12
16	599	112	92	204	88	86	174	45	45	90	5	10	15
17	407	33	82	115	52	51	103	28	56	84	5	9	14
18	496	81	106	187	50	58	108	38	43	81	7	6	13
19	634	139	115	254	74	61	135	47	29	76	10	3	13
20	57	0	11	11	3	15	18	1	20	21	0	3	3
21	308	36	44	80	49	53	102	29	27	56	5	5	10
22	466	54	44	98	69	101	170	54	73	127	1	7	8
23	797	130	150	280	80	89	169	49	95	144	8	14	22
24	475	75	101	176	52	66	118	37	40	77	8	8	16
25	444	51	69	120	64	75	139	38	59	97	6	11	17
26	628	97	126	223	62	97	159	34	67	101	7	12	19
27	538	129	87	216	77	36	113	34	35	69	2	5	7
28	373	31	34	65	49	107	156	35	57	92	3	11	14
29	767	129	154	283	90	102	192	53	71	124	7	8	15
30	497	66	90	156	49	88	137	41	54	95	0	6	6
31	583	50	114	164	60	130	190	30	91	121	4	5	9
32	425	82	87	169	35	53	88	37	31	68	7	4	11
33	726	107	145	252	103	98	201	55	85	140	3	13	16
34	410	27	65	92	40	90	130	25	101	126	2	17	19
35	1,024	243	127	370	147	92	239	108	78	186	7	5	12
36	574	110	84	194	65	86	151	41	60	101	2	13	15
37	817	137	108	245	120	117	237	81	83	164	7	8	15
38	493	88	122	210	43	49	92	31	63	94	3	2	5
39	520	114	83	197	76	66	142	43	31	74	6	9	15
40	710	109	139	248	88	112	200	32	65	97	6	10	16
41	561	87	111	198	66	65	131	52	45	97	5	15	20
42	552	88	80	168	70	108	178	58	57	115	3	10	13
43	300	41	69	110	36	31	67	24	31	55	4	1	5
44	940	202	184	386	119	82	201	69	80	149	9	13	22
45	574	88	129	217	78	74	152	35	50	85	3	3	6
46	967	240	102	342	142	127	269	79	63	142	5	15	20







	290	13	48	61	23	71	94	18	57	75	2	13	15
10	233	11	32	43	22	69	91	10	47	57	0	14	14
11	5	0	1	1	0	1	1	1	2	3	0	0	0
12	180	13	27	40	19	45	64	12	33	45	1	3	4
13	142	7	32	39	8	28	36	10	26	36	1	1	2
14	570	56	104	160	52	143	195	25	85	110	2	12	14
15	487	25	90	115	40	125	165	39	91	130	2	18	20
17	423	35	67	102	37	87	124	37	73	110	4	16	20
18	130	7	20	27	9	31	40	9	30	39	1	5	6
19	459	24	99	123	42	111	153	14	84	98	4	13	17
20	637	67	121	188	68	123	191	58	80	138	4	18	22
22	642	53	132	185	48	127	175	50	101	151	9	7	16
23	572	55	103	158	89	81	170	39	90	129	8	7	15
24	239	18	59	77	24	54	78	13	33	46	0	5	5
25	372	36	94	130	41	70	111	13	52	65	3	7	10
26	230	14	31	45	16	78	94	16	46	62	1	10	11
27	1,034	135	195	330	108	184	292	74	131	205	8	16	24
28	836	75	140	215	96	146	242	82	127	209	9	16	25
31	831	80	132	212	101	139	240	84	152	236	5	11	16
32	667	84	134	218	59	100	159	44	107	151	7	17	24
33	761	95	151	246	90	134	224	31	74	105	10	20	30
34	360	33	60	93	26	88	114	17	70	87	1	12	13
35	640	75	106	181	78	130	208	53	87	140	2	17	19
36	1,076	121	180	301	136	229	365	57	126	183	10	12	22
38	825	71	133	204	100	185	285	59	120	179	6	22	28
41	786	90	153	243	87	149	236	48	107	155	6	26	32
43	615	53	113	166	65	153	218	36	69	105	3	10	13
44	521	38	65	103	62	117	179	58	90	148	5	15	20
45	523	87	66	153	61	98	159	31	79	110	3	17	20
46	440	48	62	110	37	101	138	39	62	101	6	18	24
47	800	111	129	240	84	150	234	59	100	159	7	16	23
48	347	34	40	74	58	67	125	35	49	84	2	11	13
49	814	110	150	260	99	141	240	62	88	150	3	12	15
50	606	81	110	191	85	104	189	36	81	117	4	10	14
51	867	127	117	244	113	138	251	88	96	184	7	19	26
52	497	67	117	184	70	67	137	27	46	73	3	7	10
53	449	50	85	135	40	83	123	22	65	87	4	10	14
54	641	111	114	225	76	92	168	58	68	126	4	5	9
55	623	51	140	191	60	122	182	29	85	114	5	22	27
56	314	34	64	98	33	61	94	25	38	63	2	4	6
57	557	55	136	191	53	94	147	33	80	113	3	12	15
58	859	114	172	286	98	145	243	62	108	170	4	14	18

TOTALS	25,809	2,646	4,570	7,216	2,774	5,237	8,011	1,776	3,794	5,570	186	640	826
--------	--------	-------	-------	-------	-------	-------	-------	-------	-------	-------	-----	-----	-----

	106,126	12,790	19,610	32,400	11,344	19,804	31,148	7,313	13,938	21,251	782	2,144	2,926
--	---------	--------	--------	--------	--------	--------	--------	-------	--------	--------	-----	-------	-------

Yellow in the TOTALS column means precinct hasn't reported  
 N/A indicates AV (Absentee) results are included in Elec Day results



# Election Results

## Representative in Congress - 10th District One 2-year term

Official results updated August 17, 3:33 PM

[Race List](#) | [Race Summary](#) | [Race Details](#) | [Race Details \(Printer Friendly\)](#)

	POLL BOOK TOTALS	Paul Mitchell (REP)			Frank Accavitti Jr. (DEM)			Kimberly Blizon (DEM)			Michael McCarthy (DEM)		
		AV	Elec Day	TOTAL	AV	Elec Day	TOTAL	AV	Elec Day	TOTAL	AV	Elec Day	TOTAL
<b>ARMADA TOWNSHIP</b>													
01	878	166	262	428	25	49	74	36	69	105	20	42	62
02	634	84	228	312	42	46	88	20	28	48	9	20	29
	<b>1,512</b>	<b>250</b>	<b>490</b>	<b>740</b>	<b>67</b>	<b>95</b>	<b>162</b>	<b>56</b>	<b>97</b>	<b>153</b>	<b>29</b>	<b>62</b>	<b>91</b>
<b>BRUCE TOWNSHIP</b>													
01	440	74	155	229	19	20	39	18	58	76	13	17	30
02	877	203	305	508	20	36	56	27	73	100	22	31	53
03	485	129	139	268	15	30	45	19	35	54	9	22	31
04	603	128	231	359	16	26	42	22	47	69	10	19	29
	<b>2,405</b>	<b>534</b>	<b>830</b>	<b>1,364</b>	<b>70</b>	<b>112</b>	<b>182</b>	<b>86</b>	<b>213</b>	<b>299</b>	<b>54</b>	<b>89</b>	<b>143</b>
<b>CHESTERFIELD TOWNSHIP</b>													
01	602	110	151	261	73	47	120	30	54	84	17	27	44
02	558	106	152	258	47	58	105	17	58	75	16	27	43
03	733	82	225	307	55	115	170	32	70	102	10	29	39
04	695	118	173	291	53	64	117	36	77	113	14	38	52
05	586	108	136	244	57	85	142	34	39	73	15	23	38
06	595	81	164	245	31	101	132	10	83	93	11	28	39
07	626	127	172	299	62	86	148	20	53	73	8	25	33
08	653	113	198	311	54	76	130	32	45	77	12	30	42
09	574	96	169	265	53	58	111	22	52	74	19	21	40
10	804	234	193	427	87	49	136	42	39	81	20	11	31
11	757	137	183	320	61	97	158	42	68	110	19	28	47
12	430	35	127	162	24	56	80	16	61	77	12	38	50
13	800	163	193	356	75	79	154	56	57	113	21	44	65
14	820	135	247	382	56	93	149	29	69	98	12	43	55
	<b>9,233</b>	<b>1,645</b>	<b>2,483</b>	<b>4,128</b>	<b>788</b>	<b>1,064</b>	<b>1,852</b>	<b>418</b>	<b>825</b>	<b>1,243</b>	<b>206</b>	<b>412</b>	<b>618</b>
<b>HARRISON TOWNSHIP</b>													
01	613	104	129	233	31	58	89	40	72	112	20	30	50
02	692	108	131	239	55	50	105	51	88	139	36	32	68
03	680	132	181	313	47	43	90	38	49	87	31	34	65
04	712	138	138	276	57	49	106	33	77	110	22	39	61
05	798	194	211	405	34	32	66	46	36	82	31	12	43
06	714	134	159	293	47	55	102	38	65	103	23	43	66
07	783	184	205	389	50	40	90	45	50	95	36	36	72
08	470	57	93	150	41	31	72	30	75	105	19	31	50
09	699	190	194	384	28	28	56	30	29	59	25	27	52
10	641	95	179	274	28	47	75	33	60	93	41	29	70
	<b>6,802</b>	<b>1,336</b>	<b>1,620</b>	<b>2,956</b>	<b>418</b>	<b>433</b>	<b>851</b>	<b>384</b>	<b>601</b>	<b>985</b>	<b>284</b>	<b>313</b>	<b>597</b>
<b>LENOX TOWNSHIP</b>													
01	468	93	168	261	28	31	59	14	31	45	10	10	20
02	540	76	193	269	31	57	88	23	39	62	18	25	43
03	436	34	118	152	41	62	103	17	61	78	8	28	36
04	183	4	58	62	7	35	42	7	28	35	2	26	28
	<b>1,627</b>	<b>207</b>	<b>537</b>	<b>744</b>	<b>107</b>	<b>185</b>	<b>292</b>	<b>61</b>	<b>159</b>	<b>220</b>	<b>38</b>	<b>89</b>	<b>127</b>

MACOMB TOWNSHIP

01	458	89	141	230	24	18	42	21	29	50	18	17	35
02	569	107	138	245	50	56	106	28	37	65	14	28	42
03	494	76	160	236	24	44	68	9	58	67	8	36	44
04	555	97	149	246	32	47	79	43	34	77	20	46	66
05	618	112	174	286	27	43	70	32	78	110	11	37	48
06	532	144	98	242	29	26	55	43	42	85	28	16	44
07	529	111	122	233	24	42	66	31	59	90	9	27	36
08	539	116	113	229	37	39	76	42	49	91	12	18	30
09	317	74	89	163	12	20	32	22	38	60	8	16	24
10	376	63	75	138	20	39	59	23	54	77	14	33	47
11	553	88	161	249	32	55	87	26	56	82	8	21	29
12	581	136	118	254	54	49	103	39	46	85	16	27	43
13	560	95	174	269	12	47	59	21	48	69	11	41	52
14	634	132	187	319	48	42	90	27	70	97	10	14	24
15	707	192	142	334	41	27	68	56	40	96	29	25	54
16	618	89	164	253	46	44	90	34	48	82	14	52	66
17	614	115	153	268	26	67	93	19	81	100	10	40	50
18	409	77	64	141	29	27	56	32	58	90	22	32	54
19	225	29	42	71	15	19	34	12	58	70	6	16	22
20	512	95	144	239	36	55	91	23	45	68	4	22	26
21	670	179	111	290	40	45	85	67	49	116	31	25	56
22	717	193	147	340	43	28	71	54	52	106	31	33	64
23	695	240	111	351	39	31	70	57	38	95	26	14	40
24	702	249	93	342	53	32	85	67	41	108	25	15	40
25	325	50	92	142	4	26	30	12	42	54	6	21	27
26	350	72	93	165	17	39	56	8	32	40	8	21	29
27	595	95	176	271	43	42	85	32	58	90	12	20	32
28	376	56	117	173	17	44	61	12	36	48	12	18	30
29	416	50	107	157	10	48	58	26	68	94	5	29	34
30	539	93	158	251	28	43	71	35	45	80	16	31	47
31	344	71	90	161	17	31	48	17	23	40	16	13	29
32	516	91	160	251	32	38	70	12	61	73	6	15	21
33	383	73	112	185	33	19	52	37	27	64	11	13	24
34	440	49	137	186	29	52	81	10	48	58	10	26	36
35	415	49	121	170	18	46	64	12	81	93	7	22	29
36	349	59	112	171	12	35	47	7	46	53	10	20	30
37	473	93	114	207	31	28	59	27	28	55	22	21	43
<hr/>													
	18,705	3,799	4,659	8,458	1,084	1,433	2,517	1,075	1,803	2,878	526	921	1,447

POLL BOOK TOTALS	Paul Mitchell (REP)	Frank Accavitti Jr. (DEM)	Kimberly Bizon (DEM)	Michael McCarthy (DEM)
	AV Elec Day TOTAL	AV Elec Day TOTAL	AV Elec Day TOTAL	AV Elec Day TOTAL

MEMPHIS

01	147	N/A	73	73	N/A	15	15	N/A	17	17	N/A	12	12
<hr/>													
	147	N/A	73	73	N/A	15	15	N/A	17	17	N/A	12	12
POLL BOOK TOTALS	Paul Mitchell (REP)	Frank Accavitti Jr. (DEM)	Kimberly Bizon (DEM)	Michael McCarthy (DEM)									
	AV Elec Day TOTAL	AV Elec Day TOTAL	AV Elec Day TOTAL	AV Elec Day TOTAL									

NEW BALTIMORE

01	420	36	133	169	22	66	88	14	46	60	7	31	38
02	362	52	126	178	21	55	76	10	18	28	3	16	19
03	697	69	234	303	47	112	159	20	59	79	5	24	29
04	583	67	174	241	42	60	102	19	68	87	16	32	48
05	547	48	184	232	32	80	112	16	29	45	15	45	60
<hr/>													
	2,609	272	851	1,123	164	373	537	79	220	299	46	148	194
POLL BOOK TOTALS	Paul Mitchell (REP)	Frank Accavitti Jr. (DEM)	Kimberly Bizon (DEM)	Michael McCarthy (DEM)									
	AV Elec Day TOTAL	AV Elec Day TOTAL	AV Elec Day TOTAL	AV Elec Day TOTAL									

RAY TOWNSHIP

01	463	102	162	264	11	21	32	14	29	43	5	15	20
02	664	113	259	372	20	36	56	21	38	59	14	20	34
<hr/>													
	1,127	215	421	636	31	57	88	35	67	102	19	35	54
POLL BOOK TOTALS	Paul Mitchell (REP)	Frank Accavitti Jr. (DEM)	Kimberly Bizon (DEM)	Michael McCarthy (DEM)									
	AV Elec Day TOTAL	AV Elec Day TOTAL	AV Elec Day TOTAL	AV Elec Day TOTAL									

RICHMOND CITY

01	747	N/A	362	362	N/A	108	108	N/A	104	104	N/A	54	54
02	587	N/A	277	277	N/A	85	85	N/A	79	79	N/A	36	36
<hr/>													
	1,334	N/A	639	639	N/A	193	193	N/A	183	183	N/A	90	90
POLL BOOK TOTALS	Paul Mitchell (REP)	Frank Accavitti Jr. (DEM)	Kimberly Bizon (DEM)	Michael McCarthy (DEM)									
	AV Elec Day TOTAL	AV Elec Day TOTAL	AV Elec Day TOTAL	AV Elec Day TOTAL									

RICHMOND TOWNSHIP

	N/A	N/A	N/A	N/A
--	-----	-----	-----	-----

01	378		236	236		36	36		26	26		16	16
02	445	N/A	253	253	N/A	49	49	N/A	49	49	N/A	18	18
	823	N/A	489	489	N/A	85	85	N/A	75	75	N/A	34	34

POLL BOOK TOTALS	Paul Mitchell (REP)			Frank Accavitti Jr. (DEM)			Kimberly Bizon (DEM)			Michael McCarthy (DEM)			
	AV	Elec Day	TOTAL	AV	Elec Day	TOTAL	AV	Elec Day	TOTAL	AV	Elec Day	TOTAL	
<b>SHELBY TOWNSHIP</b>													
01	837	186	237	423	45	50	95	25	56	81	19	30	49
02	752	166	230	396	30	43	73	30	66	96	20	44	64
03	354	44	120	164	5	26	31	18	49	67	9	18	27
04	632	156	173	329	20	33	53	27	56	83	8	23	31
05	386	83	70	153	22	22	44	17	44	61	20	27	47
06	388	48	121	169	13	29	42	16	74	90	8	22	30
07	727	166	203	369	41	32	73	37	65	102	16	29	45
08	322	59	94	153	13	24	37	10	25	35	4	19	23
09	338	36	96	132	7	29	36	8	82	90	3	30	33
10	503	105	120	225	28	30	58	21	46	67	28	22	50
11	555	98	143	241	24	42	66	30	66	96	20	49	69
12	531	128	154	282	16	21	37	18	45	63	12	27	39
13	380	88	109	197	20	17	37	14	29	43	8	23	31
14	648	118	198	316	29	36	65	34	54	88	20	28	48
15	748	147	218	365	53	54	107	26	83	109	17	13	30
16	955	259	263	522	55	32	87	63	68	131	20	26	46
17	584	109	189	298	19	27	46	12	61	73	18	28	46
18	538	137	127	264	35	27	62	40	53	93	16	19	35
19	504	138	124	262	12	30	42	20	44	64	8	27	35
20	360	71	91	162	16	14	30	21	42	63	20	14	34
21	253	14	65	79	6	25	31	9	71	80	4	26	30
22	1,006	252	293	545	51	35	86	68	59	127	29	24	53
23	855	243	217	460	36	45	81	26	56	82	11	28	39
24	1,020	278	295	573	62	38	100	38	63	101	27	29	56
25	715	211	168	379	34	33	67	37	56	93	13	25	38
26	661	171	124	295	54	33	87	41	55	96	38	30	68
27	649	133	161	294	43	49	92	41	76	117	17	31	48
28	863	218	150	368	69	30	99	88	80	168	37	29	66
29	326	60	104	164	15	29	44	14	32	46	4	11	15
30	570	131	136	267	24	39	63	29	64	93	14	24	38
	17,960	4,053	4,793	8,846	897	974	1,871	878	1,720	2,598	488	775	1,263

POLL BOOK TOTALS	Paul Mitchell (REP)			Frank Accavitti Jr. (DEM)			Kimberly Bizon (DEM)			Michael McCarthy (DEM)			
	AV	Elec Day	TOTAL	AV	Elec Day	TOTAL	AV	Elec Day	TOTAL	AV	Elec Day	TOTAL	
<b>STERLING HEIGHTS</b>													
29	560	86	161	247	19	43	62	17	58	75	25	49	74
30	322	49	75	124	9	25	34	10	48	58	13	22	35
34	672	78	184	262	35	40	75	23	73	96	18	71	89
35	319	18	108	126	9	25	34	16	45	61	8	34	42
36	707	111	174	285	48	45	93	44	67	111	31	38	69
37	632	81	143	224	31	52	83	37	76	113	17	50	67
38	735	120	137	257	34	56	90	38	94	132	39	71	110
39	546	56	155	211	30	47	77	22	79	101	18	44	62
40	236	24	67	91	14	20	34	10	26	36	10	16	26
41	433	47	125	172	13	47	60	12	63	75	15	44	59
42	576	92	159	251	27	33	60	21	69	90	17	33	50
43	1,002	221	232	453	53	45	98	70	88	158	49	47	96
44	628	116	159	275	24	33	57	34	39	73	37	35	72
45	678	127	156	283	21	65	86	31	89	120	18	37	55
	8,046	1,226	2,035	3,261	367	576	943	385	914	1,299	315	591	906

POLL BOOK TOTALS	Paul Mitchell (REP)			Frank Accavitti Jr. (DEM)			Kimberly Bizon (DEM)			Michael McCarthy (DEM)			
	AV	Elec Day	TOTAL	AV	Elec Day	TOTAL	AV	Elec Day	TOTAL	AV	Elec Day	TOTAL	
<b>UTICA</b>													
01	192	N/A	71	71	N/A	23	23	N/A	39	39	N/A	31	31
02	415	N/A	192	192	N/A	44	44	N/A	51	51	N/A	42	42
03	384	N/A	145	145	N/A	57	57	N/A	85	85	N/A	38	38
	991	N/A	408	408	N/A	124	124	N/A	175	175	N/A	111	111

POLL BOOK TOTALS	Paul Mitchell (REP)			Frank Accavitti Jr. (DEM)			Kimberly Bizon (DEM)			Michael McCarthy (DEM)			
	AV	Elec Day	TOTAL	AV	Elec Day	TOTAL	AV	Elec Day	TOTAL	AV	Elec Day	TOTAL	
<b>WASHINGTON TOWNSHIP</b>													
01	474	53	153	206	8	30	38	23	62	85	10	28	38
02	911	222	257	479	40	32	72	53	62	115	19	37	56
03	746	174	275	449	24	37	61	23	53	76	14	22	36
04	533	73	192	265	17	34	51	18	56	74	8	28	36

05	791	181	280	461	21	45	66	21	41	62	23	28	51
06	1,243	356	383	739	70	34	104	56	60	116	24	15	39
07	782	150	278	428	26	28	54	33	89	122	9	26	35
08	697	152	217	369	19	39	58	34	59	93	18	32	50
09	356	55	145	200	13	23	36	13	25	38	2	5	7
10	494	92	163	255	15	34	49	20	44	64	5	23	28
TOTALS	7,027	1,508	2,343	3,851	253	336	589	294	551	845	132	244	376
	80,348	15,045	22,671	37,716	4,246	6,055	10,301	3,751	7,620	11,371	2,137	3,926	6,063

Yellow in the TOTALS column means precinct hasn't reported  
 n/a indicates AV (Absentee) results are included in Elec Day results



# Election Results

## State Senator - 8th District One 4-year term

Official results, updated August 17, 3:33 PM

[Race List](#) | [Race Summary](#) | [Race Details](#) | [Race Details \(Printer Friendly\)](#)

	POLL BOOK TOTALS	Ken Goike (REP)			Peter J. Lucido (REP)			Patrick Blange (DEM)			Paul R. Francis (DEM)			Raymond Filipek (DEM)		
		AV	Elec Day	TOTAL	AV	Elec Day	TOTAL	AV	Elec Day	TOTAL	AV	Elec Day	TOTAL	AV	Elec Day	TOTAL
<b>BRUCE TOWNSHIP</b>																
01	440	20	60	80	59	111	170	13	34	47	22	29	51	5	22	27
02	877	67	98	165	165	250	415	12	22	34	33	65	98	11	34	45
03	485	39	64	103	99	102	201	11	21	32	21	35	56	6	17	23
04	603	44	96	140	98	173	271	11	26	37	12	26	38	12	24	36
	<b>2,405</b>	<b>170</b>	<b>318</b>	<b>488</b>	<b>421</b>	<b>636</b>	<b>1,057</b>	<b>47</b>	<b>103</b>	<b>150</b>	<b>88</b>	<b>155</b>	<b>243</b>	<b>34</b>	<b>97</b>	<b>131</b>

	POLL BOOK TOTALS	Ken Goike (REP)			Peter J. Lucido (REP)			Patrick Blange (DEM)			Paul R. Francis (DEM)			Raymond Filipek (DEM)		
		AV	Elec Day	TOTAL	AV	Elec Day	TOTAL	AV	Elec Day	TOTAL	AV	Elec Day	TOTAL	AV	Elec Day	TOTAL
<b>CHESTERFIELD TOWNSHIP</b>																
01	602	33	51	84	91	109	200	24	31	55	48	62	110	22	21	43
02	558	51	78	129	61	97	158	20	37	57	34	59	93	9	24	33
03	733	38	92	130	50	162	212	25	51	76	34	76	110	15	60	75
04	695	58	106	164	65	98	163	25	36	61	45	84	129	19	32	51
05	586	41	46	87	76	99	175	26	37	63	45	73	118	15	22	37
06	595	34	50	84	56	122	178	13	57	70	16	75	91	13	58	71
07	626	37	46	83	98	136	234	24	31	55	33	75	108	19	33	52
08	653	46	81	127	64	130	194	31	39	70	39	68	107	15	20	35
09	574	25	71	96	81	106	187	29	38	67	28	55	83	22	28	50
10	804	78	76	154	188	128	316	38	19	57	57	44	101	18	24	42
11	757	49	77	126	100	128	228	23	62	85	66	72	138	20	36	56
12	430	20	45	65	22	86	108	21	42	63	16	68	84	13	37	50
13	800	59	62	121	111	140	251	33	41	74	60	75	135	32	46	78
14	820	55	86	141	90	189	279	28	54	82	40	79	119	17	48	65
	<b>9,233</b>	<b>624</b>	<b>967</b>	<b>1,591</b>	<b>1,153</b>	<b>1,730</b>	<b>2,883</b>	<b>360</b>	<b>575</b>	<b>935</b>	<b>561</b>	<b>965</b>	<b>1,526</b>	<b>249</b>	<b>489</b>	<b>738</b>

	POLL BOOK TOTALS	Ken Goike (REP)			Peter J. Lucido (REP)			Patrick Blange (DEM)			Paul R. Francis (DEM)			Raymond Filipek (DEM)		
		AV	Elec Day	TOTAL	AV	Elec Day	TOTAL	AV	Elec Day	TOTAL	AV	Elec Day	TOTAL	AV	Elec Day	TOTAL
<b>GROSSE POINTE SHORES</b>																
03	33	N/A	2	2	N/A	12	12	N/A	1	1	N/A	5	5	N/A	2	2
	<b>33</b>	<b>N/A</b>	<b>2</b>	<b>2</b>	<b>N/A</b>	<b>12</b>	<b>12</b>	<b>N/A</b>	<b>1</b>	<b>1</b>	<b>N/A</b>	<b>5</b>	<b>5</b>	<b>N/A</b>	<b>2</b>	<b>2</b>

	POLL BOOK TOTALS	Ken Goike (REP)			Peter J. Lucido (REP)			Patrick Blange (DEM)			Paul R. Francis (DEM)			Raymond Filipek (DEM)		
		AV	Elec Day	TOTAL	AV	Elec Day	TOTAL	AV	Elec Day	TOTAL	AV	Elec Day	TOTAL	AV	Elec Day	TOTAL
<b>HARRISON TOWNSHIP</b>																
01	613	21	37	58	107	118	225	26	41	67	48	55	103	11	46	57
02	692	34	38	72	99	102	201	41	39	80	62	66	128	33	50	83
03	680	45	64	109	99	135	234	34	40	74	55	45	100	8	24	32
04	712	47	48	95	114	110	224	40	53	93	36	58	94	18	40	58
05	798	31	73	104	196	186	382	30	21	51	43	30	73	23	14	37
06	714	34	62	96	116	130	246	28	54	82	48	59	107	13	32	45
07	783	59	74	133	141	151	292	40	51	91	49	36	85	22	28	50
08	470	16	37	53	50	61	111	38	27	65	37	64	101	13	30	43
09	699	53	67	120	158	156	314	20	27	47	39	30	69	9	15	24
10	641	39	81	120	71	120	191	27	33	60	33	50	83	24	32	56
	<b>6,802</b>	<b>379</b>	<b>581</b>	<b>960</b>	<b>1,151</b>	<b>1,269</b>	<b>2,420</b>	<b>324</b>	<b>386</b>	<b>710</b>	<b>450</b>	<b>493</b>	<b>943</b>	<b>174</b>	<b>311</b>	<b>485</b>

	POLL BOOK TOTALS	Ken Goike (REP)			Peter J. Lucido (REP)			Patrick Blange (DEM)			Paul R. Francis (DEM)			Raymond Filipek (DEM)		
		AV	Elec Day	TOTAL	AV	Elec Day	TOTAL	AV	Elec Day	TOTAL	AV	Elec Day	TOTAL	AV	Elec Day	TOTAL
<b>LENOX TOWNSHIP</b>																
01	468	83	134	217	28	58	86	11	14	25	21	30	51	2	9	11
02	540	49	141	190	35	74	109	17	38	55	31	45	76	13	19	32
03	436	19	61	80	19	64	83	18	39	57	25	49	74	14	48	62
04	183	0	30	30	4	31	35	5	15	20	5	45	50	5	20	25
	<b>1,627</b>	<b>151</b>	<b>366</b>	<b>517</b>	<b>86</b>	<b>227</b>	<b>313</b>	<b>51</b>	<b>106</b>	<b>157</b>	<b>82</b>	<b>169</b>	<b>251</b>	<b>34</b>	<b>96</b>	<b>130</b>

	POLL BOOK TOTALS	Ken Goike (REP)			Peter J. Lucido (REP)			Patrick Blange (DEM)			Paul R. Francis (DEM)			Raymond Filipek (DEM)		
		AV	Elec Day	TOTAL	AV	Elec Day	TOTAL	AV	Elec Day	TOTAL	AV	Elec Day	TOTAL	AV	Elec Day	TOTAL
<b>MOUNT CLEMENS</b>																



01	339	5	12	17	2	18	20	23	58	81	27	73	100	17	44	61
02	572	15	57	72	30	74	104	20	57	77	20	107	127	14	48	62
03	668	24	68	92	28	89	117	19	68	87	45	139	184	18	46	64
04	318	15	31	46	17	43	60	12	28	40	22	49	71	10	24	34
05	285	8	10	18	11	9	20	19	24	43	37	66	103	22	32	54
06	371	13	35	48	19	36	55	11	62	73	26	75	101	5	27	32
09	594	37	64	101	43	92	135	20	51	71	30	64	94	15	31	46
<b>3,147</b>		<b>117</b>	<b>277</b>	<b>394</b>	<b>150</b>	<b>361</b>	<b>511</b>	<b>124</b>	<b>348</b>	<b>472</b>	<b>207</b>	<b>573</b>	<b>780</b>	<b>101</b>	<b>252</b>	<b>353</b>

POLL BOOK TOTALS	Ken Goike (REP)			Peter J. Lucido (REP)			Patrick Blange (DEM)			Paul R. Francis (DEM)			Raymond Filipek (DEM)		
	AV	Elec Day	TOTAL	AV	Elec Day	TOTAL	AV	Elec Day	TOTAL	AV	Elec Day	TOTAL	AV	Elec Day	TOTAL

RAY TOWNSHIP

01	463	80	142	222	40	60	100	12	15	27	11	26	37	4	13	17
02	664	97	244	341	40	74	114	18	27	45	24	29	53	10	20	30
<b>1,127</b>		<b>177</b>	<b>386</b>	<b>563</b>	<b>80</b>	<b>134</b>	<b>214</b>	<b>30</b>	<b>42</b>	<b>72</b>	<b>35</b>	<b>55</b>	<b>90</b>	<b>14</b>	<b>33</b>	<b>47</b>

POLL BOOK TOTALS	Ken Goike (REP)			Peter J. Lucido (REP)			Patrick Blange (DEM)			Paul R. Francis (DEM)			Raymond Filipek (DEM)		
	AV	Elec Day	TOTAL	AV	Elec Day	TOTAL	AV	Elec Day	TOTAL	AV	Elec Day	TOTAL	AV	Elec Day	TOTAL

SHELBY TOWNSHIP

01	837	42	72	114	189	212	401	20	31	51	29	56	85	24	30	54
02	752	47	77	124	134	172	306	19	43	62	41	72	113	13	25	38
03	354	7	41	48	41	95	136	13	29	42	11	34	45	4	26	30
04	632	40	75	115	132	127	259	16	30	46	14	54	68	19	21	40
05	386	10	19	29	85	59	144	8	25	33	30	44	74	10	10	20
06	388	11	33	44	44	103	147	13	34	47	10	45	55	8	36	44
07	727	27	53	80	163	194	357	25	37	62	34	56	90	19	17	36
08	322	16	27	43	51	96	147	11	17	28	9	29	38	6	14	20
09	338	13	34	47	23	65	88	1	45	46	9	44	53	3	38	41
10	503	29	42	71	95	97	192	21	26	47	34	49	83	9	19	28
11	555	14	46	60	95	115	210	15	40	55	37	71	108	17	28	45
12	531	35	48	83	127	130	257	11	29	40	17	35	52	13	24	37
13	380	9	36	45	90	101	191	17	14	31	16	28	44	4	17	21
14	648	25	80	105	115	163	278	19	31	50	41	52	93	11	21	32
15	748	30	55	85	148	189	337	37	46	83	31	49	80	13	32	45
16	955	35	59	94	256	243	499	37	27	64	57	57	114	28	25	53
17	584	26	54	80	94	171	265	13	36	49	25	44	69	6	21	27
18	538	19	47	66	130	97	227	25	26	51	41	30	71	14	31	45
19	504	17	30	47	140	118	258	12	27	39	14	44	58	4	18	22
20	360	17	23	40	68	79	147	18	16	34	24	37	61	9	10	19
21	253	4	14	18	11	54	65	7	30	37	6	45	51	1	40	41
22	1,006	54	71	125	245	261	506	35	34	69	70	43	113	19	28	47
23	855	53	57	110	234	229	463	19	28	47	37	58	95	4	29	33
24	1,020	62	67	129	257	281	538	35	41	76	52	42	94	24	32	56
25	715	28	41	69	208	154	362	30	27	57	30	46	76	11	26	37
26	661	34	49	83	157	93	250	31	39	70	64	47	111	23	23	46
27	649	17	48	65	119	133	252	42	37	79	29	67	96	20	37	57
28	863	50	28	78	215	137	352	58	27	85	80	60	140	30	39	69
29	326	8	24	32	56	88	144	7	27	34	24	31	55	3	8	11
30	570	29	40	69	122	121	243	16	42	58	29	44	73	14	32	46
<b>17,960</b>		<b>808</b>	<b>1,390</b>	<b>2,198</b>	<b>3,844</b>	<b>4,177</b>	<b>8,021</b>	<b>631</b>	<b>941</b>	<b>1,572</b>	<b>945</b>	<b>1,413</b>	<b>2,358</b>	<b>383</b>	<b>757</b>	<b>1,140</b>

POLL BOOK TOTALS	Ken Goike (REP)			Peter J. Lucido (REP)			Patrick Blange (DEM)			Paul R. Francis (DEM)			Raymond Filipek (DEM)		
	AV	Elec Day	TOTAL	AV	Elec Day	TOTAL	AV	Elec Day	TOTAL	AV	Elec Day	TOTAL	AV	Elec Day	TOTAL

ST. CLAIR SHORES

01	1,113	35	52	87	250	177	427	51	61	112	75	98	173	37	62	99
02	954	35	47	82	149	123	272	60	60	120	87	100	187	36	43	79
03	887	14	52	66	94	149	243	45	108	153	50	111	161	15	64	79
04	872	33	58	91	138	135	273	38	62	100	66	113	179	26	56	82
05	813	11	50	61	71	158	229	36	70	106	49	137	186	21	62	83
06	743	21	21	42	88	85	173	40	73	113	52	119	171	25	71	96
07	463	19	33	52	41	62	103	16	44	60	29	96	125	14	34	48
08	692	29	43	72	91	133	224	27	45	72	47	105	152	22	40	62
09	430	14	24	38	56	81	137	28	26	54	25	46	71	27	29	56
10	848	26	55	81	100	131	231	39	66	105	66	115	181	29	39	68
11	372	12	28	40	62	58	120	15	32	47	20	43	63	6	21	27
12	909	33	56	89	145	172	317	54	59	113	55	87	142	30	41	71
13	1,101	33	65	98	216	229	445	44	59	103	59	91	150	37	42	79
14	334	13	26	39	39	71	110	12	28	40	26	31	57	11	22	33
15	806	25	48	73	99	118	217	41	47	88	66	97	163	35	50	85
16	780	23	51	74	124	134	258	33	36	69	55	87	142	27	55	82
17	848	31	52	83	129	169	298	47	60	107	66	80	146	28	39	67
18	699	27	48	75	106	124	230	45	44	89	41	55	96	19	53	72

19	572	17	40	57	91	101	192	20	26	46	41	62	103	23	41	64
20	410	11	30	41	81	61	142	15	27	42	27	49	76	11	17	28
21	591	26	33	59	88	103	191	42	48	90	36	42	78	16	47	63
22	554	15	49	64	78	106	184	24	28	52	36	70	106	11	44	55
23	642	26	39	65	120	101	221	28	45	73	45	71	116	17	28	45
<b>16,433</b>		<b>529</b>	<b>1,000</b>	<b>1,529</b>	<b>2,456</b>	<b>2,781</b>	<b>5,237</b>	<b>800</b>	<b>1,154</b>	<b>1,954</b>	<b>1,119</b>	<b>1,905</b>	<b>3,024</b>	<b>523</b>	<b>1,000</b>	<b>1,523</b>
POLL BOOK TOTALS		Ken Golke (REP)			Peter J. Lucido (REP)			Patrick Blanga (DEM)			Paul R. Francis (DEM)			Raymond Filipek (DEM)		
	AV	Elec Day	TOTAL	AV	Elec Day	TOTAL	AV	Elec Day	TOTAL	AV	Elec Day	TOTAL	AV	Elec Day	TOTAL	
UTICA																
01	192	N/A	34	34	N/A	47	47	N/A	19	19	N/A	47	47	N/A	23	23
02	415	N/A	57	57	N/A	170	170	N/A	29	29	N/A	62	62	N/A	26	26
03	384	N/A	53	53	N/A	101	101	N/A	50	50	N/A	76	76	N/A	37	37
<b>991</b>		<b>N/A</b>	<b>144</b>	<b>144</b>	<b>N/A</b>	<b>318</b>	<b>318</b>	<b>N/A</b>	<b>98</b>	<b>98</b>	<b>N/A</b>	<b>185</b>	<b>185</b>	<b>N/A</b>	<b>86</b>	<b>86</b>
POLL BOOK TOTALS		Ken Golke (REP)			Peter J. Lucido (REP)			Patrick Blanga (DEM)			Paul R. Francis (DEM)			Raymond Filipek (DEM)		
	AV	Elec Day	TOTAL	AV	Elec Day	TOTAL	AV	Elec Day	TOTAL	AV	Elec Day	TOTAL	AV	Elec Day	TOTAL	
WASHINGTON TOWNSHIP																
01	474	17	79	96	53	99	152	10	25	35	16	49	65	5	27	32
02	911	50	75	125	203	220	423	35	43	78	45	53	98	15	27	42
03	746	27	96	123	172	203	375	17	34	51	28	42	70	11	19	30
04	533	15	62	77	65	161	226	12	26	38	17	53	70	11	30	41
05	791	37	90	127	165	248	413	17	26	43	29	52	81	6	15	21
06	1,243	88	125	213	319	323	642	57	24	81	42	44	86	25	25	50
07	782	48	103	151	129	226	355	24	36	60	17	57	74	10	32	42
08	697	32	54	86	137	197	334	20	35	55	22	62	84	15	26	41
09	356	21	76	97	45	99	144	10	14	24	10	13	23	4	17	21
10	494	29	55	84	81	130	211	5	21	26	17	40	57	4	30	34
<b>7,027</b>		<b>364</b>	<b>815</b>	<b>1,179</b>	<b>1,369</b>	<b>1,906</b>	<b>3,275</b>	<b>207</b>	<b>284</b>	<b>491</b>	<b>243</b>	<b>465</b>	<b>708</b>	<b>106</b>	<b>248</b>	<b>354</b>
TOTALS																
<b>66,785</b>		<b>3,319</b>	<b>6,246</b>	<b>9,565</b>	<b>10,710</b>	<b>13,551</b>	<b>24,261</b>	<b>2,574</b>	<b>4,038</b>	<b>6,612</b>	<b>3,730</b>	<b>6,383</b>	<b>10,113</b>	<b>1,618</b>	<b>3,371</b>	<b>4,989</b>

□ Yellow in the TOTALS column means precinct hasn't reported  
 N/A indicates AV (Absentee) results are included in Elec Day results



# Election Results

## State Senator - 9th District One 4-year term

Official results updated August 17, 3:33 PM

[Race List](#) | [Race Summary](#) | [Race Details](#) | [Race Details \(Printer Friendly\)](#)

	POLL BOOK TOTALS	Fred Kuplicki (REP)			Jeff Bonnell (REP)			Krisina Lodovisi (DEM)			Paul Wojno (DEM)		
		AV	Elec Day	TOTAL	AV	Elec Day	TOTAL	AV	Elec Day	TOTAL	AV	Elec Day	TOTAL
<b>CENTER LINE</b>													
01	431	19	59	78	12	57	69	15	47	62	42	119	161
02	296	12	22	34	12	25	37	17	37	54	43	67	110
03	423	10	34	44	8	43	51	16	87	103	42	105	147
04	242	12	19	31	10	22	32	5	46	51	22	72	94
05	249	2	22	24	6	38	44	9	33	42	19	80	99
	<b>1,641</b>	<b>55</b>	<b>156</b>	<b>211</b>	<b>48</b>	<b>185</b>	<b>233</b>	<b>62</b>	<b>250</b>	<b>312</b>	<b>168</b>	<b>443</b>	<b>611</b>
<b>CLINTON TOWNSHIP</b>													
03	423	18	42	60	19	42	61	39	73	112	56	60	116
05	313	0	10	10	2	7	9	30	117	147	43	71	114
07	281	14	28	42	21	32	53	17	42	59	33	40	73
09	299	15	32	47	20	37	57	11	33	44	38	46	84
11	432	17	40	57	23	38	61	27	81	108	40	70	110
12	243	8	24	32	23	24	47	10	46	56	33	30	63
13	486	27	50	77	32	58	90	26	91	117	50	70	120
15	389	19	29	48	20	54	74	20	65	85	39	58	97
16	599	46	38	84	59	58	117	42	60	102	93	74	167
17	407	22	41	63	18	43	61	14	51	65	66	58	124
18	496	43	46	89	44	56	100	29	50	79	64	51	115
20	57	0	6	6	0	6	6	2	23	25	2	14	16
22	466	20	16	36	34	27	61	47	94	141	69	74	143
24	475	50	54	104	20	53	73	36	45	81	61	64	125
30	497	19	38	57	37	45	82	29	64	93	57	78	135
31	583	22	72	94	25	56	81	33	90	123	57	109	166
32	425	40	43	83	43	35	78	27	43	70	52	41	93
	<b>6,871</b>	<b>380</b>	<b>609</b>	<b>989</b>	<b>440</b>	<b>671</b>	<b>1,111</b>	<b>439</b>	<b>1,068</b>	<b>1,507</b>	<b>853</b>	<b>1,008</b>	<b>1,861</b>
<b>EASTPOINTE</b>													
01	311	5	19	24	15	21	36	27	58	85	40	87	127
02	552	16	25	41	19	53	72	42	97	139	70	149	219
03	506	20	32	52	26	38	64	24	126	150	55	126	181
04	465	20	35	55	30	41	71	24	85	109	62	97	159
05	470	20	45	65	17	47	64	20	93	113	56	120	176
06	483	15	31	46	13	29	42	39	125	164	53	103	156
07	361	14	16	30	9	6	15	30	100	130	44	101	145
08	549	14	19	33	10	15	25	49	137	186	83	139	222
09	387	16	11	27	11	14	25	28	112	140	56	89	145
10	330	6	18	24	16	24	40	24	95	119	26	83	109
11	399	28	27	55	17	22	39	19	106	125	47	93	140
12	687	26	45	71	42	48	90	45	147	192	88	147	235
13	238	21	10	31	13	10	23	18	46	64	41	48	89
14	522	22	16	38	20	24	44	49	131	180	77	111	188
	<b>6,260</b>	<b>243</b>	<b>349</b>	<b>592</b>	<b>258</b>	<b>392</b>	<b>650</b>	<b>438</b>	<b>1,458</b>	<b>1,896</b>	<b>798</b>	<b>1,493</b>	<b>2,291</b>
<b>FRASER</b>													
01	416	24	72	96	12	43	55	17	48	65	38	70	108
02	643	43	90	133	42	66	108	23	69	92	63	107	170
03	737	39	83	122	33	71	104	46	102	148	108	107	215
04	547	20	57	77	27	69	96	35	90	125	46	91	137
05	201	11	23	34	10	13	23	14	13	27	31	38	69
06	751	34	95	129	32	96	128	24	84	108	65	116	181

07	359	35	28	63	13	34	47	23	51	74	34	59	93
	3,654	206	448	654	169	392	561	182	457	639	385	588	973

POLL BOOK TOTALS	Fred Kupflicki (REP)			Jeff Bonnell (REP)			Krstina Ladovisi (DEM)			Paul Wojno (DEM)		
	AV	Elec Day	TOTAL	AV	Elec Day	TOTAL	AV	Elec Day	TOTAL	AV	Elec Day	TOTAL

ROSEVILLE

01	566	16	47	63	40	82	122	23	103	126	49	126	175
02	757	24	77	101	38	70	108	33	117	150	119	129	248
03	522	19	23	42	19	48	67	37	127	164	61	100	161
04	364	17	30	47	19	29	48	29	75	104	37	71	108
05	543	24	46	70	17	60	77	38	105	143	72	95	167
06	716	40	64	104	42	82	124	54	114	168	72	137	209
07	787	22	59	81	44	93	137	49	154	203	98	142	240
08	686	34	64	98	40	52	92	49	80	129	106	139	245
09	774	39	61	100	46	98	144	50	114	164	109	117	226
10	404	18	40	58	9	55	64	26	53	79	32	83	115
11	560	24	41	65	37	64	101	39	98	137	59	105	164
12	509	32	33	65	32	52	84	31	70	101	73	86	159
13	283	14	23	37	10	31	41	20	44	64	48	49	97
14	476	24	39	63	28	49	77	38	82	120	51	81	132
15	646	23	35	58	40	58	98	63	121	184	87	99	186
	8,593	370	682	1,052	461	923	1,384	579	1,457	2,036	1,073	1,559	2,632

POLL BOOK TOTALS	Fred Kupflicki (REP)			Jeff Bonnell (REP)			Krstina Ladovisi (DEM)			Paul Wojno (DEM)		
	AV	Elec Day	TOTAL	AV	Elec Day	TOTAL	AV	Elec Day	TOTAL	AV	Elec Day	TOTAL

WARREN

01	504	27	40	67	9	40	49	23	112	135	64	129	193
03	530	13	22	35	9	45	54	19	126	145	56	175	231
04	429	11	50	61	16	41	57	14	76	90	41	118	159
05	398	14	28	42	17	41	58	17	69	86	45	108	153
06	538	22	53	75	26	42	68	18	84	102	72	152	224
07	256	7	15	22	6	19	25	9	67	76	26	77	103
08	254	7	15	22	6	22	28	6	56	62	38	78	116
09	290	4	18	22	12	26	38	11	58	69	32	82	114
10	233	4	15	19	8	19	27	8	51	59	23	80	103
11	5	0	0	0	0	1	1	0	1	1	1	2	3
12	180	7	17	24	8	8	16	10	27	37	22	55	77
13	142	0	11	11	8	21	29	5	21	26	14	34	48
14	570	36	45	81	22	63	85	13	75	88	67	160	227
15	487	9	46	55	18	52	70	28	84	112	53	141	194
17	423	15	39	54	24	36	60	16	64	80	68	108	176
18	130	1	9	10	7	12	19	6	38	44	13	27	40
19	459	13	57	70	12	42	54	14	82	96	46	125	171
20	637	27	47	74	37	85	122	28	71	99	104	151	255
22	642	32	77	109	20	62	82	31	64	95	78	178	256
23	572	25	32	57	33	67	100	27	65	92	110	111	221
24	239	7	26	33	11	34	45	6	25	31	32	70	102
25	372	19	30	49	19	62	81	11	37	48	45	86	131
26	230	7	14	21	8	16	24	8	57	65	23	77	100
27	1,034	65	74	139	90	133	223	27	80	107	167	255	422
28	836	44	74	118	49	68	117	43	107	150	148	175	323
31	831	38	43	81	51	87	138	36	111	147	160	183	343
32	667	48	64	112	37	70	107	31	74	105	82	147	229
33	761	46	73	119	53	80	133	15	66	81	125	157	282
34	360	14	36	50	22	29	51	9	59	68	35	108	143
35	640	38	49	87	42	56	98	18	82	100	114	147	261
36	1,076	67	93	160	54	86	140	45	93	138	164	271	435
38	825	26	48	74	46	89	135	46	88	134	113	231	344
41	786	56	75	131	27	77	104	22	79	101	127	205	332
43	615	23	54	77	33	59	92	18	68	86	89	161	250
44	521	32	37	69	18	21	39	32	93	125	100	124	224
45	523	46	22	68	39	48	87	16	76	92	79	110	189
46	440	33	37	70	18	29	47	16	62	78	66	113	179
47	800	69	54	123	59	72	131	30	90	120	118	172	290
48	347	25	16	41	8	30	38	21	47	68	73	84	157
49	814	48	62	110	62	95	157	29	80	109	148	163	311
50	606	47	47	94	32	67	99	19	78	97	110	114	224
51	867	57	60	117	68	56	124	53	111	164	163	148	311
52	497	37	66	103	28	55	83	25	49	74	75	73	148
53	449	30	39	69	24	35	59	9	38	47	62	126	188
54	641	64	52	116	51	61	112	41	23	64	100	146	246

	623	28	64	92	27	85	112	17	74	91	75	154	229
56	314	18	25	43	22	38	60	9	29	38	52	75	127
57	557	22	66	88	31	72	103	18	55	73	74	131	205
58	859	57	84	141	49	92	141	24	79	103	144	187	331
TOTALS	25,809	1,385	2,120	3,505	1,376	2,546	3,922	997	3,301	4,298	3,836	6,284	10,120
	52,828	2,639	4,364	7,003	2,752	5,109	7,861	2,697	7,991	10,688	7,113	11,375	18,488

□ Yellow in the TOTALS column means precinct hasn't reported  
 N/A indicates AV (Absentee) results are included in Elec Day results



# Election Results

## State Senator - 10th District One 4-year term

Official results, updated August 17, 3:33 PM

[Race List](#) | [Race Summary](#) | [Race Details](#) | [Race Details \(Printer Friendly\)](#)

	POLL BOOK TOTALS	Joseph Bogdan (REP)			Michael MacDonald (REP)			Michael Shallal (REP)			Henry Yanez (DEM)			Mike Saliba (LIB)		
		AV	Elec Day	TOTAL	AV	Elec Day	TOTAL	AV	Elec Day	TOTAL	AV	Elec Day	TOTAL	AV	Elec Day	TOTAL
<b>CLINTON TOWNSHIP</b>																
01	563	24	18	42	70	66	136	24	14	38	121	107	228	0	2	2
02	229	6	6	12	20	28	48	7	10	17	34	66	100	0	0	0
04	153	8	3	11	15	19	34	10	5	15	34	30	64	0	0	0
06	514	6	12	18	50	53	103	15	13	28	115	161	276	0	2	2
08	417	2	11	13	58	66	124	6	16	22	56	88	144	0	0	0
10	515	21	19	40	68	67	135	36	23	59	67	106	173	0	1	1
14	210	7	9	16	20	34	54	9	6	15	25	50	75	0	0	0
19	634	29	28	57	102	76	178	31	29	60	107	69	176	0	1	1
21	308	2	6	8	22	46	68	16	5	21	69	75	144	0	0	0
23	797	25	32	57	101	115	216	27	24	51	116	170	286	0	1	1
25	444	13	16	29	34	49	83	13	12	25	96	125	221	0	1	1
26	628	21	21	42	78	79	157	19	30	49	86	157	243	0	1	1
27	538	19	15	34	81	65	146	34	17	51	94	74	168	0	1	1
28	373	4	5	9	22	29	51	9	3	12	80	155	235	0	0	0
29	767	22	34	56	78	94	172	36	39	75	127	159	286	0	2	2
33	726	20	27	47	71	107	178	16	27	43	146	158	304	0	6	6
34	410	4	11	15	15	38	53	8	21	29	59	193	252	0	3	3
35	1,024	32	29	61	167	88	255	71	33	104	207	139	346	0	1	1
36	574	14	27	41	78	44	122	25	25	50	87	142	229	1	0	1
37	817	22	11	33	101	79	180	31	31	62	174	180	354	0	1	1
38	493	7	17	24	51	74	125	32	32	64	68	100	168	1	0	1
39	520	17	14	31	80	54	134	19	20	39	106	96	202	2	0	2
40	710	18	20	38	85	117	202	24	16	40	108	169	277	0	1	1
41	561	11	14	25	62	62	124	18	34	52	111	109	220	1	1	2
42	552	19	13	32	45	58	103	27	10	37	117	162	279	0	1	1
43	300	10	7	17	34	55	89	10	11	21	53	54	107	0	0	0
44	940	36	27	63	114	119	233	55	47	102	167	144	311	0	0	0
45	574	17	22	39	62	91	153	15	28	43	95	114	209	0	2	2
46	967	33	20	53	175	63	238	64	22	86	201	181	382	0	1	1
	<b>16,258</b>	<b>469</b>	<b>494</b>	<b>963</b>	<b>1,959</b>	<b>1,935</b>	<b>3,894</b>	<b>707</b>	<b>603</b>	<b>1,310</b>	<b>2,926</b>	<b>3,533</b>	<b>6,459</b>	<b>5</b>	<b>29</b>	<b>34</b>
<b>MACOMB TOWNSHIP</b>																
	POLL BOOK TOTALS	Joseph Bogdan (REP)			Michael MacDonald (REP)			Michael Shallal (REP)			Henry Yanez (DEM)			Mike Saliba (LIB)		
		AV	Elec Day	TOTAL	AV	Elec Day	TOTAL	AV	Elec Day	TOTAL	AV	Elec Day	TOTAL	AV	Elec Day	TOTAL
01	458	12	20	32	49	92	141	20	34	54	56	62	118	0	2	2
02	569	14	18	32	58	86	144	26	28	54	85	125	210	0	2	2
03	494	6	23	29	51	103	154	19	35	54	37	133	170	0	1	1
04	555	13	25	38	39	87	126	34	42	76	93	120	213	0	1	1
05	618	23	24	47	70	118	188	22	39	61	64	149	213	0	0	0
06	532	19	11	30	95	79	174	30	10	40	97	80	177	0	1	1
07	529	13	12	25	60	79	139	33	33	66	65	124	189	0	2	2
08	539	25	30	55	79	60	139	27	26	53	86	96	182	0	2	2
09	317	8	12	20	45	52	97	18	20	38	40	66	106	0	0	0
10	376	11	13	24	35	47	82	14	12	26	57	114	171	0	2	2
11	553	10	24	34	53	114	167	23	22	45	57	128	185	0	1	1
12	581	17	8	25	76	78	154	32	25	57	99	119	218	0	2	2
13	560	12	22	34	51	121	172	29	45	74	46	137	183	0	1	1
14	634	18	27	45	87	120	207	32	30	62	78	109	187	1	0	1
15	707	22	17	39	128	90	218	44	38	82	113	89	202	0	1	1
16	618	13	15	28	55	127	182	25	33	58	85	148	233	0	0	0
17	614	16	28	44	68	90	158	29	42	71	53	180	233	0	0	0
18	409	15	12	27	49	50	99	13	6	19	78	113	191	2	1	3
19	225	2	7	9	17	33	50	8	7	15	30	88	118	0	2	2
20	512	19	32	51	66	93	159	20	13	33	60	116	176	0	0	0
21	670	29	17	46	103	72	175	40	19	59	138	107	245	1	0	1
22	717	25	14	39	122	108	230	35	32	67	124	108	232	0	0	0

23	695	30	21	51	146	68	214	77	24	101	112	83	195	0	2	2
24	702	24	11	35	164	59	223	62	18	80	141	80	221	1	0	1
25	325	8	19	27	18	48	66	19	28	47	21	85	106	0	0	0
26	350	21	20	41	35	53	88	13	22	35	33	93	126	0	0	0
27	595	9	12	21	57	139	196	28	30	58	85	116	201	0	2	2
28	376	8	18	26	26	57	83	20	38	58	40	101	141	0	1	1
29	416	9	18	27	24	72	96	14	23	37	39	137	176	0	3	3
30	539	10	14	24	58	107	165	24	42	66	71	117	188	0	1	1
31	344	11	15	26	44	56	100	15	19	34	46	69	115	0	0	0
32	516	11	23	34	55	111	166	23	26	49	43	109	152	0	1	1
33	383	7	11	18	47	76	123	11	26	37	82	58	140	0	0	0
34	440	7	20	27	32	70	102	15	49	64	44	126	170	0	0	0
35	415	10	23	33	13	69	82	27	24	51	35	145	180	0	0	0
36	349	7	19	26	34	65	99	16	25	41	28	98	126	0	1	1
37	473	16	24	40	37	59	96	34	38	72	75	79	154	0	0	0
<hr/>																
	18,705	530	679	1,209	2,246	3,008	5,254	971	1,023	1,994	2,536	4,007	6,543	5	32	37

POLL BOOK TOTALS	Joseph Bogdan (REP)			Michael MacDonald (REP)			Michael Shallal (REP)			Henry Yanez (DEM)			Mike Saliba (LIB)		
	AV	Elec Day	TOTAL	AV	Elec Day	TOTAL	AV	Elec Day	TOTAL	AV	Elec Day	TOTAL	AV	Elec Day	TOTAL

STERLING HEIGHTS

01	415	11	11	22	33	50	83	15	43	58	57	132	189	0	0	0
02	695	12	16	28	53	107	160	26	52	78	84	236	320	0	0	0
03	737	23	26	49	54	80	134	26	39	65	138	232	370	0	1	1
04	857	12	26	38	56	114	170	41	38	79	126	283	409	0	3	3
05	767	10	23	33	76	78	154	29	45	74	122	249	371	0	1	1
06	462	12	22	34	43	75	118	23	41	64	54	114	168	0	1	1
07	644	15	28	43	57	96	153	25	61	86	80	178	258	0	5	5
08	571	7	16	23	49	85	134	35	76	111	56	161	217	1	2	3
09	301	9	7	16	25	49	74	9	15	24	36	98	134	0	1	1
10	709	16	21	37	75	92	167	52	41	93	88	198	286	2	1	3
11	430	16	13	29	44	61	105	15	19	34	56	141	197	0	2	2
12	803	16	18	34	75	97	172	55	52	107	123	222	345	0	1	1
13	404	10	20	30	29	43	72	25	36	61	46	127	173	0	1	1
14	367	3	12	15	23	39	62	20	36	56	48	117	165	0	0	0
15	436	9	21	30	47	71	118	16	71	87	58	81	139	1	0	1
16	416	11	12	23	26	47	73	24	51	75	41	139	180	0	0	0
17	479	9	17	26	44	64	108	18	57	75	54	129	183	0	0	0
18	727	20	24	44	57	103	160	26	42	68	101	236	337	0	3	3
19	709	30	22	52	64	95	159	12	40	52	95	247	342	0	0	0
20	661	10	18	28	58	128	186	23	42	65	96	188	284	0	3	3
21	400	11	16	27	19	62	81	11	31	42	50	144	194	0	0	0
22	513	8	18	26	43	68	111	28	92	120	56	115	171	0	0	0
23	540	7	18	25	41	70	111	34	95	129	46	142	188	0	6	6
24	453	8	22	30	28	62	90	23	70	93	37	131	168	0	0	0
25	823	12	35	47	81	106	187	31	85	116	136	209	345	0	3	3
26	782	9	23	32	69	172	241	37	65	102	123	166	289	0	1	1
27	676	16	19	35	47	143	190	23	63	86	78	189	267	0	0	0
28	608	12	22	34	63	70	133	18	50	68	81	189	270	0	1	1
29	560	7	19	26	59	93	152	21	50	71	68	157	225	0	0	0
30	322	5	10	15	33	43	76	16	29	45	33	98	131	0	0	0
31	307	0	18	18	26	36	62	14	12	26	37	117	154	0	1	1
32	182	1	5	6	4	33	37	3	22	25	18	75	93	0	0	0
33	553	11	12	23	58	66	124	52	56	108	97	125	222	1	1	2
34	672	11	32	43	54	106	160	27	82	109	69	179	248	0	2	2
35	319	2	15	17	13	61	74	4	36	40	31	99	130	0	1	1
36	707	15	17	32	79	104	183	20	58	78	125	158	283	0	3	3
37	632	10	20	30	54	82	136	25	37	62	88	180	268	1	2	3
38	735	15	14	29	84	101	185	36	33	69	118	219	337	0	3	3
39	546	8	24	32	34	90	124	14	49	63	72	170	242	0	1	1
40	236	9	11	20	9	51	60	3	10	13	31	62	93	0	1	1
41	433	6	18	24	34	79	113	16	30	46	40	145	185	1	0	1
42	576	7	27	34	59	111	170	30	28	58	75	139	214	0	2	2
43	1,002	35	44	79	132	135	267	59	70	129	177	180	357	1	3	4
44	628	18	18	36	77	74	151	55	106	161	99	106	205	0	0	0
45	678	16	26	42	73	72	145	49	80	129	79	183	262	0	1	1

TOTALS

25,473	520	876	1,396	2,261	3,664	5,925	1,164	2,236	3,400	3,423	7,185	10,608	8	57	65
60,436	1,519	2,049	3,568	6,466	8,607	15,073	2,842	3,862	6,704	8,885	14,725	23,610	18	118	136

□ Yellow in the TOTALS column means precinct hasn't reported  
 N/A indicates AV (Absentee) results are included in Elec Day results



# Election Results

## State Senator - 25th District One 4-year term

Official results, updated August 17, 3:33 PM

[Race List](#) | [Race Summary](#) | [Race Details](#) | [Race Details \(Printer Friendly\)](#)

	POLL BOOK TOTALS	Dan Lauwers (REP)			Debbie Bourgois (DEM)		
		AV	Elec Day	TOTAL	AV	Elec Day	TOTAL
<b>ARMADA TOWNSHIP</b>							
01	878	149	239	388	77	144	221
02	634	81	208	289	69	83	152
	<b>1,512</b>	<b>230</b>	<b>447</b>	<b>677</b>	<b>146</b>	<b>227</b>	<b>373</b>
<b>MEMPHIS</b>							
01	147	N/A	69	69	N/A	39	39
	<b>147</b>	<b>N/A</b>	<b>69</b>	<b>69</b>	<b>N/A</b>	<b>39</b>	<b>39</b>
<b>NEW BALTIMORE</b>							
01	420	37	134	171	37	134	171
02	362	47	118	165	33	80	113
03	697	67	224	291	65	180	245
04	583	65	168	233	73	153	226
05	547	45	173	218	51	147	198
	<b>2,609</b>	<b>261</b>	<b>817</b>	<b>1,078</b>	<b>259</b>	<b>694</b>	<b>953</b>
<b>RICHMOND CITY</b>							
01	747	N/A	339	339	N/A	248	248
02	587	N/A	273	273	N/A	189	189
	<b>1,334</b>	<b>N/A</b>	<b>612</b>	<b>612</b>	<b>N/A</b>	<b>437</b>	<b>437</b>
<b>RICHMOND TOWNSHIP</b>							
01	378	N/A	229	229	N/A	69	69
02	445	N/A	238	238	N/A	114	114
	<b>823</b>	<b>N/A</b>	<b>467</b>	<b>467</b>	<b>N/A</b>	<b>183</b>	<b>183</b>
<b>TOTALS</b>	<b>6,425</b>	<b>491</b>	<b>2,412</b>	<b>2,903</b>	<b>405</b>	<b>1,580</b>	<b>1,985</b>

□ Yellow in the TOTALS column means precinct hasn't reported  
N/A indicates AV (Absentee) results are included in Elec Day results





# Election Results

## Representative in State Legislature - 18th District One 2-year term

Official results, updated August 17, 3:33 PM

[Race List](#) | [Race Summary](#) | [Race Details](#) | [Race Details \(Printer Friendly\)](#)

	.POLL BOOK TOTALS	Kyle McKee (REP)			Kevin Hertel (DEM)		
		AV	Elec Day	TOTAL	AV	Elec Day	TOTAL
<b>EASTPOINTE</b>							
01	311	18	37	55	58	135	193
02	552	30	72	102	108	230	338
03	506	45	67	112	70	234	304
04	465	48	68	116	82	174	256
05	470	35	90	125	73	204	277
06	483	27	56	83	87	217	304
07	361	17	23	40	67	188	255
08	549	20	29	49	128	257	385
09	387	24	23	47	78	194	272
10	330	21	42	63	46	161	207
11	399	39	48	87	63	180	243
12	687	54	82	136	125	280	405
13	238	31	20	51	61	91	152
14	522	38	34	72	120	223	343
	<b>6,260</b>	<b>447</b>	<b>691</b>	<b>1,138</b>	<b>1,166</b>	<b>2,768</b>	<b>3,934</b>

	POLL BOOK TOTALS	Kyle McKee (REP)			Kevin Hertel (DEM)		
		AV	Elec Day	TOTAL	AV	Elec Day	TOTAL
<b>GROSSE POINTE SHORES</b>							
03	33	N/A	11	11	N/A	8	8
	<b>33</b>	<b>N/A</b>	<b>11</b>	<b>11</b>	<b>N/A</b>	<b>8</b>	<b>8</b>

	POLL BOOK TOTALS	Kyle McKee (REP)			Kevin Hertel (DEM)		
		AV	Elec Day	TOTAL	AV	Elec Day	TOTAL
<b>ST. CLAIR SHORES</b>							
01	1,113	225	186	411	196	235	431
02	954	156	140	296	216	211	427
03	887	88	164	252	139	290	429
04	872	133	162	295	143	251	394
05	813	68	179	247	126	290	416
06	743	80	75	155	135	273	408
07	463	48	80	128	72	175	247
08	692	96	150	246	108	208	316
09	430	48	83	131	90	111	201
10	848	113	155	268	150	241	391
11	372	59	74	133	51	110	161
12	909	138	186	324	167	203	370
13	1,101	190	235	425	179	210	389
14	334	37	74	111	57	84	141
15	806	85	143	228	166	210	376
16	780	113	150	263	135	190	325
17	848	122	172	294	160	183	343
18	699	88	145	233	130	153	283
19	572	79	115	194	101	135	236
20	410	64	76	140	66	98	164
21	591	92	110	202	101	154	255
22	554	73	125	198	75	142	217
23	642	112	117	229	108	159	267
	<b>16,433</b>	<b>2,307</b>	<b>3,096</b>	<b>5,403</b>	<b>2,871</b>	<b>4,316</b>	<b>7,187</b>

<b>TOTALS</b>							
	<b>22,726</b>	<b>2,754</b>	<b>3,798</b>	<b>6,552</b>	<b>4,037</b>	<b>7,092</b>	<b>11,129</b>

☐ Yellow in the TOTALS column means precinct hasn't reported  
N/A indicates AV (Absentee) results are included in Elec Day results



# Election Results

## Representative in State Legislature - 22nd District One 2-year term

Official results, updated August 17, 3:33 PM

[Race List](#) | [Race Summary](#) | [Race Details](#) | [Race Details \(Printer Friendly\)](#)

	POLL BOOK TOTALS	Arthur Blundell (REP)			John Chirkun (DEM)			Matt Kuehnle (LIB)		
		AV	Elec Day	TOTAL	AV	Elec Day	TOTAL	AV	Elec Day	TOTAL
<b>ROSEVILLE</b>										
01	566	45	115	160	69	212	281	0	1	1
02	757	58	133	191	142	226	368	0	3	3
03	522	37	70	107	89	211	300	0	0	0
04	364	34	63	97	62	139	201	0	1	1
05	543	40	99	139	107	186	293	0	5	5
06	716	73	128	201	126	240	366	0	2	2
07	787	61	142	203	137	275	412	0	2	2
08	686	64	113	177	154	211	365	0	1	1
09	774	76	142	218	153	218	371	0	2	2
10	404	19	86	105	57	135	192	0	0	0
11	560	56	101	157	98	188	286	0	1	1
12	509	60	76	136	97	141	238	1	0	1
13	283	18	52	70	73	85	158	0	0	0
14	476	49	72	121	86	155	241	0	1	1
15	646	59	82	141	148	203	351	1	0	1
	<b>8,593</b>	<b>749</b>	<b>1,474</b>	<b>2,223</b>	<b>1,598</b>	<b>2,825</b>	<b>4,423</b>	<b>2</b>	<b>19</b>	<b>21</b>
<b>WARREN</b>										
10	233	11	31	42	28	116	144	0	0	0
13	142	6	32	38	18	48	66	0	1	1
14	570	52	102	154	70	209	279	0	2	2
15	487	23	88	111	71	201	272	0	0	0
17	423	34	66	100	73	149	222	0	2	2
23	572	50	94	144	118	141	259	0	3	3
24	239	18	60	78	32	79	111	0	2	2
25	372	34	88	122	47	113	160	0	0	0
26	230	13	30	43	29	120	149	0	0	0
27	1,034	138	187	325	173	290	463	1	1	2
31	831	81	122	203	174	258	432	0	3	3
33	761	92	138	230	115	204	319	0	4	4
50	606	78	101	179	114	173	287	0	2	2
58	859	102	158	260	144	228	372	2	3	5
	<b>7,359</b>	<b>732</b>	<b>1,297</b>	<b>2,029</b>	<b>1,206</b>	<b>2,329</b>	<b>3,535</b>	<b>3</b>	<b>23</b>	<b>26</b>
<b>TOTALS</b>										
	<b>15,952</b>	<b>1,481</b>	<b>2,771</b>	<b>4,252</b>	<b>2,804</b>	<b>5,154</b>	<b>7,958</b>	<b>5</b>	<b>42</b>	<b>47</b>

□ Yellow in the TOTALS column means precinct hasn't reported  
N/A indicates AV (Absentee) results are included in Elec Day results



# Election Results

## Representative in State Legislature - 24th District One 2-year term

Official results, updated August 17, 3:33 PM

[Race List](#) | [Race Summary](#) | [Race Details](#) | [Race Details \(Printer Friendly\)](#)

	POLL BOOK TOTALS	Steve Marino (REP)			Laura Winn (DEM)		
		AV	Elec Day	TOTAL	AV	Elec Day	TOTAL
<b>CLINTON TOWNSHIP</b>							
01	563	105	89	194	125	109	234
04	153	30	25	55	34	31	65
10	515	113	106	219	66	109	175
27	538	134	98	232	97	72	169
28	373	35	36	71	83	156	239
29	767	131	160	291	127	159	286
34	410	24	65	89	61	189	250
36	574	106	82	188	91	138	229
37	817	150	115	265	181	181	362
38	493	89	118	207	63	100	163
39	520	115	84	199	107	95	202
40	710	115	137	252	113	163	276
41	561	89	110	199	111	114	225
42	552	87	85	172	118	164	282
44	940	201	188	389	167	144	311
45	574	96	136	232	96	117	213
46	967	243	96	339	204	182	386
	<b>10,027</b>	<b>1,863</b>	<b>1,730</b>	<b>3,593</b>	<b>1,844</b>	<b>2,223</b>	<b>4,067</b>

	POLL BOOK TOTALS	Steve Marino (REP)			Laura Winn (DEM)		
		AV	Elec Day	TOTAL	AV	Elec Day	TOTAL
<b>HARRISON TOWNSHIP</b>							
01	613	109	133	242	86	152	238
02	692	114	132	246	137	160	297
03	680	131	185	316	101	112	213
04	712	143	142	285	103	154	257
05	798	204	230	434	107	67	174
06	714	131	156	287	102	148	250
07	783	179	208	387	118	117	235
08	470	58	91	149	93	128	221
09	699	185	200	385	74	83	157
10	641	92	180	272	86	124	210
	<b>6,802</b>	<b>1,346</b>	<b>1,657</b>	<b>3,003</b>	<b>1,007</b>	<b>1,245</b>	<b>2,252</b>

	POLL BOOK TOTALS	Steve Marino (REP)			Laura Winn (DEM)		
		AV	Elec Day	TOTAL	AV	Elec Day	TOTAL
<b>MACOMB TOWNSHIP</b>							
03	494	76	151	227	38	133	171
04	555	92	144	236	87	119	206
06	532	139	97	236	96	82	178
07	529	101	116	217	65	126	191
12	581	130	110	240	98	116	214
14	634	118	164	282	77	109	186
19	225	28	42	70	32	87	119
20	512	94	136	230	61	115	176
30	539	91	160	251	71	118	189
33	383	63	112	175	80	59	139
	<b>4,984</b>	<b>932</b>	<b>1,232</b>	<b>2,164</b>	<b>705</b>	<b>1,064</b>	<b>1,769</b>

<b>TOTALS</b>							
	<b>21,813</b>	<b>4,141</b>	<b>4,619</b>	<b>8,760</b>	<b>3,556</b>	<b>4,532</b>	<b>8,088</b>

□ Yellow in the TOTAL column means precinct hasn't reported  
N/A indicates AV (Absentee) results are included in Elec Day results



# Election Results

## Representative in State Legislature - 25th District One 2-year term

Official results, updated August 17, 3:33 PM

[Race List](#) | [Race Summary](#) | [Race Details](#) | [Race Details \(Printer Friendly\)](#)

	POLL BOOK TOTALS	Jazmine M. Early (REP)			Nate Shannon (DEM)		
		AV	Elec Day	TOTAL	AV	Elec Day	TOTAL
<b>STERLING HEIGHTS</b>							
03	737	99	123	222	132	228	360
04	857	95	154	249	118	261	379
05	767	92	131	223	114	245	359
06	462	69	119	188	52	111	163
09	301	33	65	98	33	90	123
10	709	112	124	236	86	188	274
11	430	64	80	144	51	138	189
12	803	125	143	268	111	206	317
18	727	73	134	207	96	224	320
19	709	83	139	222	86	235	321
20	661	81	162	243	94	183	277
21	400	33	96	129	44	136	180
25	823	99	188	287	129	199	328
26	782	84	207	291	118	156	274
27	676	74	184	258	72	183	255
28	608	80	128	208	76	180	256
29	560	76	148	224	61	151	212
30	322	41	68	109	31	90	121
31	307	29	61	90	35	106	141
36	707	94	151	245	117	149	266
37	632	77	127	204	83	176	259
38	735	103	133	236	112	209	321
39	546	48	142	190	68	162	230
40	236	21	59	80	30	61	91
42	576	83	130	213	69	133	202
	<b>15,073</b>	<b>1,868</b>	<b>3,196</b>	<b>5,064</b>	<b>2,018</b>	<b>4,200</b>	<b>6,218</b>
<b>WARREN</b>							
41	786	86	144	230	114	239	353
43	615	45	101	146	85	200	285
44	521	37	56	93	107	189	296
49	814	97	143	240	143	210	353
51	867	115	110	225	164	211	375
52	497	61	109	170	90	106	196
53	449	44	76	120	56	124	180
	<b>4,549</b>	<b>485</b>	<b>739</b>	<b>1,224</b>	<b>759</b>	<b>1,279</b>	<b>2,038</b>
<b>TOTALS</b>							
	<b>19,622</b>	<b>2,353</b>	<b>3,935</b>	<b>6,288</b>	<b>2,777</b>	<b>5,479</b>	<b>8,256</b>

☐ Yellow in the TOTALS column means precinct hasn't reported  
N/A indicates AV (Absentee) results are included in Elec Day results



# Election Results

## Representative in State Legislature - 28th District One 2-year term

Official results, updated August 17, 3:33 PM

[Race List](#) | [Race Summary](#) | [Race Details](#) | [Race Details \(Printer Friendly\)](#)

	POLL BOOK TOTALS	Aaron Dellkta (REP)			Lori M. Stone (DEM)			Patrick Green (DEM)			Ryan Manler (LIB)		
		AV	Elec Day	TOTAL	AV	Elec Day	TOTAL	AV	Elec Day	TOTAL	AV	Elec Day	TOTAL
<b>CENTER LINE</b>													
01	431	29	111	140	30	83	113	21	74	95	0	1	1
02	296	22	46	68	35	65	100	21	38	59	0	2	2
03	423	19	71	90	27	123	150	26	64	90	1	1	2
04	242	21	39	60	14	62	76	12	52	64	0	0	0
05	249	9	53	62	16	60	76	10	49	59	0	0	0
	<b>1,641</b>	<b>100</b>	<b>320</b>	<b>420</b>	<b>122</b>	<b>393</b>	<b>515</b>	<b>90</b>	<b>277</b>	<b>367</b>	<b>1</b>	<b>4</b>	<b>5</b>
<b>WARREN</b>													
01	504	35	70	105	39	163	202	48	89	137	0	3	3
03	530	20	59	79	40	220	260	33	84	117	0	1	1
04	429	26	83	109	27	156	183	25	44	69	0	1	1
05	398	28	67	95	36	127	163	24	53	77	0	3	3
06	538	41	94	135	53	162	215	38	81	119	0	3	3
07	256	12	33	45	13	85	98	21	55	76	0	0	0
08	254	9	30	39	16	76	92	26	58	84	0	4	4
09	290	11	41	52	27	80	107	16	53	69	0	2	2
11	5	0	1	1	0	3	3	1	0	1	0	0	0
12	180	13	25	38	18	43	61	13	35	48	0	2	2
18	130	7	20	27	10	47	57	8	19	27	0	0	0
19	459	19	96	115	28	88	116	32	109	141	0	0	0
20	637	67	119	186	61	133	194	66	80	146	1	4	5
22	642	50	132	182	46	164	210	60	75	135	0	1	1
28	836	71	129	200	80	159	239	104	130	234	0	0	0
32	667	77	126	203	48	106	154	62	107	169	1	2	3
34	360	32	59	91	17	91	108	27	72	99	1	5	6
35	640	72	100	172	41	112	153	87	118	205	0	3	3
36	1,076	114	168	282	76	172	248	120	200	320	0	0	0
38	825	68	120	188	59	159	218	99	152	251	0	0	0
45	523	78	62	140	35	90	125	55	100	155	0	2	2
46	440	40	57	97	30	80	110	52	98	150	0	2	2
47	800	97	123	220	57	115	172	90	153	243	0	0	0
48	347	34	40	74	34	50	84	58	82	140	0	0	0
54	641	101	107	208	57	73	130	79	87	166	0	1	1
55	623	45	126	171	29	129	158	63	93	156	0	1	1
56	314	32	58	90	24	52	76	36	46	82	0	2	2
57	557	50	127	177	35	98	133	51	76	127	0	5	5
<b>TOTALS</b>	<b>13,901</b>	<b>1,249</b>	<b>2,272</b>	<b>3,521</b>	<b>1,036</b>	<b>3,033</b>	<b>4,069</b>	<b>1,394</b>	<b>2,349</b>	<b>3,743</b>	<b>3</b>	<b>47</b>	<b>50</b>
	<b>15,542</b>	<b>1,349</b>	<b>2,592</b>	<b>3,941</b>	<b>1,158</b>	<b>3,426</b>	<b>4,584</b>	<b>1,484</b>	<b>2,626</b>	<b>4,110</b>	<b>4</b>	<b>51</b>	<b>55</b>

□ Yellow in the TOTALS column means precinct hasn't reported  
N/A indicates AV (Absentee) results are included in Elec Day results



# Election Results

## Representative in State Legislature - 30th District One 2-year term

Official results, updated August 17, 3:33 PM

[Race List](#) | [Race Summary](#) | [Race Details](#) | [Race Details \(Printer Friendly\)](#)

	POLL BOOK TOTALS	Dana Farrington (RLP)			John P. Spica (DEM)			Wisam Naoum (DEM)		
		AV	Elec Day	TOTAL	AV	Elec Day	TOTAL	AV	Elec Day	TOTAL
<b>SHELBY TOWNSHIP</b>										
02	752	165	229	394	43	87	130	31	60	91
04	632	155	171	326	26	58	84	25	51	76
05	386	81	71	152	26	44	70	25	44	69
10	503	108	116	224	45	49	94	30	45	75
25	715	206	164	370	40	53	93	40	57	97
27	649	126	156	282	57	74	131	35	71	106
28	863	220	139	359	119	62	181	62	71	133
29	326	60	100	160	14	32	46	20	37	57
30	570	131	137	268	36	54	90	32	69	101
	<b>5,396</b>	<b>1,252</b>	<b>1,283</b>	<b>2,535</b>	<b>406</b>	<b>513</b>	<b>919</b>	<b>300</b>	<b>505</b>	<b>805</b>
<b>STERLING HEIGHTS</b>										
	POLL BOOK TOTALS	Diana Farrington (REP)			John P. Spica (DEM)			Wisam Naoum (DEM)		
		AV	Elec Day	TOTAL	AV	Elec Day	TOTAL	AV	Elec Day	TOTAL
01	415	56	97	153	34	55	89	23	91	114
02	695	80	167	247	64	123	187	24	128	152
07	644	90	166	256	52	85	137	25	98	123
08	571	84	139	223	37	85	122	24	82	106
13	404	57	84	141	30	54	84	17	85	102
14	367	33	72	105	36	55	91	19	74	93
15	436	61	129	190	33	44	77	26	44	70
16	416	67	93	160	27	68	95	12	80	92
17	479	65	131	196	43	75	118	17	62	79
22	513	67	147	214	43	59	102	14	69	83
23	540	79	151	230	31	65	96	13	74	87
24	453	44	129	173	17	81	98	22	60	82
32	182	8	52	60	13	51	64	7	25	32
33	553	110	117	227	63	76	139	28	51	79
34	672	79	189	268	39	92	131	38	87	125
35	319	18	112	130	21	58	79	13	42	55
41	433	50	123	173	26	81	107	11	65	76
43	1,002	227	223	450	107	83	190	71	94	165
44	628	122	158	280	68	49	117	29	59	88
45	678	136	167	303	36	99	135	34	90	124
	<b>10,400</b>	<b>1,533</b>	<b>2,646</b>	<b>4,179</b>	<b>820</b>	<b>1,438</b>	<b>2,258</b>	<b>487</b>	<b>1,460</b>	<b>1,927</b>
<b>UTICA</b>										
	POLL BOOK TOTALS	Diana Farrington (REP)			John P. Spica (DEM)			Wisam Naoum (DEM)		
		AV	Elec Day	TOTAL	AV	Elec Day	TOTAL	AV	Elec Day	TOTAL
01	192	N/A	69	69	N/A	53	53	N/A	34	34
02	415	N/A	197	197	N/A	77	77	N/A	55	55
03	384	N/A	135	135	N/A	82	82	N/A	101	101
	<b>991</b>	<b>N/A</b>	<b>401</b>	<b>401</b>	<b>N/A</b>	<b>212</b>	<b>212</b>	<b>N/A</b>	<b>190</b>	<b>190</b>
<b>TOTALS</b>										
	<b>16,787</b>	<b>2,785</b>	<b>4,330</b>	<b>7,115</b>	<b>1,226</b>	<b>2,163</b>	<b>3,389</b>	<b>767</b>	<b>2,155</b>	<b>2,922</b>

☐ Yellow in the TOTALS column means precinct hasn't reported  
N/A indicates AV (Absentee) results are included in Elec Day results



# Election Results

## Representative in State Legislature - 31st District One 2-year term

Official results, updated August 17, 3:33 PM

[Race List](#) | [Race Summary](#) | [Race Details](#) | [Race Details \(Printer Friendly\)](#)

POLL BOOK TOTALS	Catherine Osinski Dinka (REP)			Lisa Valerio-Nowc (REP)			Michelle Robertson (DEM)			William J. Sowerby (DEM)			
	AV	Elec Day	TOTAL	AV	Elec Day	TOTAL	AV	Elec Day	TOTAL	AV	Elec Day	TOTAL	
<b>CLINTON TOWNSHIP</b>													
02	229	15	28	43	11	14	25	14	39	53	27	34	61
03	423	14	32	46	22	40	62	27	72	99	67	65	132
05	313	1	7	8	2	10	12	13	108	121	61	89	150
06	514	17	26	43	38	39	77	39	94	133	86	85	171
07	281	16	37	53	18	19	37	12	43	55	41	41	82
08	417	20	28	48	31	50	81	29	63	92	45	51	96
09	299	12	36	48	20	26	46	16	40	56	35	44	79
11	432	19	43	62	20	40	60	20	75	95	48	77	125
12	243	20	33	53	10	15	25	15	46	61	29	32	61
13	486	29	60	89	26	45	71	22	85	107	56	82	138
14	210	17	27	44	13	15	28	7	19	26	24	40	64
15	389	16	24	40	20	56	76	14	66	80	49	65	114
16	599	50	50	100	48	50	98	45	76	121	85	62	147
17	407	20	38	58	20	44	64	11	51	62	73	59	132
18	496	49	46	95	33	53	86	24	48	72	74	51	125
19	634	75	54	129	72	64	136	41	44	85	85	45	130
20	57	0	5	5	0	7	7	4	32	36	0	5	5
21	308	20	31	51	14	21	35	26	43	69	56	39	95
22	466	26	19	45	24	21	45	45	117	162	76	51	127
23	797	63	67	130	66	79	145	31	100	131	103	97	200
24	475	49	60	109	19	42	61	30	49	79	67	59	126
25	444	24	29	53	26	40	66	45	83	128	60	52	112
26	628	51	63	114	50	55	105	32	79	111	70	89	159
30	497	32	39	71	22	47	69	44	66	110	52	74	126
31	583	23	66	89	24	52	76	23	90	113	69	121	190
32	425	38	33	71	45	46	91	24	49	73	61	37	98
33	726	47	77	124	53	67	120	51	105	156	106	79	185
35	1,024	108	60	168	137	67	204	86	79	165	175	79	254
43	300	22	44	66	21	18	39	12	33	45	51	28	79
<b>TOTALS</b>													
	13,102	893	1,162	2,055	905	1,142	2,047	802	1,894	2,696	1,831	1,732	3,563
POLL BOOK TOTALS	Catherine Osinski Dinka (REP)			Lisa Valerio-Nowc (REP)			Michelle Robertson (DEM)			William J. Sowerby (DEM)			
	AV	Elec Day	TOTAL	AV	Elec Day	TOTAL	AV	Elec Day	TOTAL	AV	Elec Day	TOTAL	
<b>FRASER</b>													
01	416	18	56	74	16	50	66	20	63	83	34	54	88
02	643	38	58	96	40	84	124	36	79	115	50	93	143
03	737	41	79	120	32	70	102	66	113	179	84	96	180
04	547	20	58	78	25	67	92	31	88	119	52	82	134
05	201	10	23	33	9	10	19	19	23	42	27	29	56
06	751	24	77	101	35	90	125	20	87	107	69	106	175
07	359	20	31	51	22	28	50	34	72	106	26	37	63
<b>TOTALS</b>													
	3,654	171	382	553	179	399	578	226	525	751	342	497	839
POLL BOOK TOTALS	Catherine Osinski Dinka (REP)			Lisa Valerio-Nowc (REP)			Michelle Robertson (DEM)			William J. Sowerby (DEM)			
	AV	Elec Day	TOTAL	AV	Elec Day	TOTAL	AV	Elec Day	TOTAL	AV	Elec Day	TOTAL	
<b>MOUNT CLEMENS</b>													
01	339	1	13	14	6	13	19	31	101	132	52	96	148
02	572	16	57	73	14	42	56	22	90	112	48	169	217
03	668	21	53	74	25	78	103	32	135	167	71	142	213
04	318	11	29	40	11	31	42	27	54	81	32	58	90
05	285	8	11	19	7	5	12	53	77	130	30	53	83
06	371	11	34	45	11	30	41	19	101	120	32	84	116
09	594	27	47	74	35	69	104	19	63	82	76	129	205
<b>TOTALS</b>													
	3,147	95	244	339	109	268	377	203	621	824	341	731	1,072
<b>TOTALS</b>													
	19,903	1,159	1,788	2,947	1,193	1,809	3,002	1,231	3,040	4,271	2,514	2,960	5,474



# Election Results

## Representative in State Legislature - 32nd District One 2-year term

Official results updated August 17, 3:33 PM

[Race List](#) | [Race Summary](#) | [Race Details](#) | [Race Details \(Printer Friendly\)](#)

	POLL BOOK TOTALS	Pamela Hornberger (REP)			Paul Mantley (DEM)		
		AV	Elec Day	TOTAL	AV	Elec Day	TOTAL
<b>CHESTERFIELD TOWNSHIP</b>							
01	602	105	148	253	100	117	217
02	558	98	149	247	65	122	187
03	733	80	214	294	82	194	276
04	695	111	164	275	91	150	241
05	586	110	132	242	95	130	225
06	595	78	158	236	46	192	238
07	626	129	162	291	82	146	228
08	653	107	186	293	83	136	219
09	574	95	159	254	81	116	197
10	804	231	182	413	127	88	215
11	757	142	176	318	114	178	292
12	430	34	125	159	52	143	195
13	800	157	188	345	136	167	303
14	820	132	229	361	84	188	272
	<b>9,233</b>	<b>1,609</b>	<b>2,372</b>	<b>3,981</b>	<b>1,238</b>	<b>2,067</b>	<b>3,305</b>
	POLL BOOK TOTALS	Pamela Hornberger (REP)			Paul Mantley (DEM)		
		AV	Elec Day	TOTAL	AV	Elec Day	TOTAL
<b>NEW BALTIMORE</b>							
01	420	38	134	172	36	133	169
02	362	53	124	177	33	78	111
03	697	69	229	298	65	176	241
04	583	70	170	240	72	152	224
05	547	49	175	224	53	148	201
	<b>2,609</b>	<b>279</b>	<b>832</b>	<b>1,111</b>	<b>259</b>	<b>687</b>	<b>946</b>
<b>TOTALS</b>							
	<b>11,842</b>	<b>1,888</b>	<b>3,204</b>	<b>5,092</b>	<b>1,497</b>	<b>2,754</b>	<b>4,251</b>

□ Yellow in the TOTALS column means precinct hasn't reported  
N/A indicates AV (Absentee) results are included in Elec Day results





# Election Results

## Representative in State Legislature - 33rd District One 2-year term

Official results updated August 17, 3:33 PM

[Race List](#) | [Race Summary](#) | [Race Details](#) | [Race Details \(Printer Friendly\)](#)

	POLL BOOK TOTALS	Jeff Yaroch (REP)			Andrea Geraldts (DEM)		
		AV	Elec Day	TOTAL	AV	Elec Day	TOTAL
<b>ARMADA TOWNSHIP</b>							
01	878	174	266	440	76	138	214
02	634	88	235	323	67	83	150
	<b>1,512</b>	<b>262</b>	<b>501</b>	<b>763</b>	<b>143</b>	<b>221</b>	<b>364</b>

	POLL BOOK TOTALS	Jeff Yaroch (REP)			Andrea Geraldts (DEM)		
		AV	Elec Day	TOTAL	AV	Elec Day	TOTAL
<b>LENOX TOWNSHIP</b>							
01	468	98	168	266	35	57	92
02	540	79	186	265	62	100	162
03	436	33	116	149	59	140	199
04	183	5	56	61	15	80	95
	<b>1,627</b>	<b>215</b>	<b>526</b>	<b>741</b>	<b>171</b>	<b>377</b>	<b>548</b>

	POLL BOOK TOTALS	Jeff Yaroch (REP)			Andrea Geraldts (DEM)		
		AV	Elec Day	TOTAL	AV	Elec Day	TOTAL
<b>MACOMB TOWNSHIP</b>							
01	458	89	138	227	57	56	113
02	569	98	126	224	87	119	206
05	618	107	165	272	64	146	210
08	539	117	105	222	84	96	180
09	317	71	82	153	41	70	111
10	376	61	72	133	57	114	171
11	553	80	165	245	56	126	182
13	560	92	168	260	42	135	177
15	707	187	139	326	111	86	197
16	618	92	158	250	84	144	228
17	614	110	144	254	49	175	224
18	409	79	59	138	78	117	195
21	670	176	104	280	135	106	241
22	717	183	134	317	122	103	225
23	695	241	106	347	110	81	191
24	702	235	82	317	135	82	217
25	325	49	89	138	19	85	104
26	350	68	92	160	33	91	124
27	595	94	160	254	80	116	196
28	376	56	108	164	38	97	135
29	416	49	103	152	38	136	174
31	344	70	88	158	46	69	115
32	516	89	145	234	42	104	146
34	440	52	136	188	44	124	168
35	415	49	114	163	35	142	177
36	349	57	105	162	28	96	124
37	473	88	117	205	73	77	150
	<b>13,721</b>	<b>2,739</b>	<b>3,204</b>	<b>5,943</b>	<b>1,788</b>	<b>2,893</b>	<b>4,681</b>

	POLL BOOK TOTALS	Jeff Yaroch (REP)			Andrea Geraldts (DEM)		
		AV	Elec Day	TOTAL	AV	Elec Day	TOTAL
<b>MEMPHIS</b>							
01	147	N/A	75	75	N/A	38	38
	<b>147</b>	<b>N/A</b>	<b>75</b>	<b>75</b>	<b>N/A</b>	<b>38</b>	<b>38</b>

	POLL BOOK TOTALS	Jeff Yaroch (REP)			Andrea Geraldts (DEM)		
		AV	Elec Day	TOTAL	AV	Elec Day	TOTAL
<b>RAY TOWNSHIP</b>							
01	463	97	162	259	28	59	87
02	664	117	245	362	50	84	134
	<b>1,127</b>	<b>214</b>	<b>407</b>	<b>621</b>	<b>78</b>	<b>143</b>	<b>221</b>

POLL BOOK Jeff Yaroch Andrea Geraldts

	TOTALS			(REP)			(DEM)		
	AV	Elec Day	TOTAL	AV	Elec Day	TOTAL	AV	Elec Day	TOTAL
<b>RICHMOND CITY</b>									
01	747	N/A	375	375	N/A	240	240		
02	587	N/A	291	291	N/A	185	185		
	<b>1,334</b>	<b>N/A</b>	<b>666</b>	<b>666</b>	<b>N/A</b>	<b>425</b>	<b>425</b>		
<b>POLL BOOK TOTALS</b>									
			Jeff Yaroeh (REP)			Andrea Geraldts (DEM)			
<b>RICHMOND TOWNSHIP</b>									
01	378	N/A	242	242	N/A	66	66		
02	445	N/A	255	255	N/A	109	109		
	<b>823</b>	<b>N/A</b>	<b>497</b>	<b>497</b>	<b>N/A</b>	<b>175</b>	<b>175</b>		
<b>TOTALS</b>									
	<b>20,291</b>	<b>3,430</b>	<b>5,876</b>	<b>9,306</b>	<b>2,180</b>	<b>4,272</b>	<b>6,452</b>		

Yellow in the TOTALS column means precinct hasn't reported  
 N/A indicates AV (Absentee) results are included in Elec Day results



# Election Results

## Representative in State Legislature - 36th District One 2-year term

Official results, updated August 17, 3:33 PM

[Race List](#) | [Race Summary](#) | [Race Details](#) | [Race Details \(Printer Friendly\)](#)

POLL BOOK TOTALS	Douglas C. Wozniak (REP)			Frank Lams (REP)			Karen Potchynok-Lund (REP)			Scott Czasak (REP)			Tom Stanis (REP)			Kristopher Pratt (DEM)			Robert Murphy (DEM)			Benjamin Dryke (LIB)			
	AV	Elec Day	TOTAL	AV	Elec Day	TOTAL	AV	Elec Day	TOTAL	AV	Elec Day	TOTAL	AV	Elec Day	TOTAL	AV	Elec Day	TOTAL	AV	Elec Day	TOTAL	AV	Elec Day	TOTAL	
<b>BRUCE TOWNSHIP</b>																									
01	440	24	55	79	0	3	3	37	51	88	6	26	32	2	11	13	14	24	38	28	62	90	1	1	2
02	877	82	108	190	8	14	22	79	116	195	25	43	68	15	27	42	21	56	77	40	70	110	0	1	1
03	485	51	46	97	3	0	3	52	61	113	12	28	40	7	18	25	12	37	49	30	38	68	0	2	2
04	603	45	105	150	0	8	8	48	65	113	18	42	60	12	21	33	12	41	53	27	38	65	0	0	0
<b>TOTALS</b>	<b>2,405</b>	<b>202</b>	<b>314</b>	<b>516</b>	<b>11</b>	<b>25</b>	<b>36</b>	<b>216</b>	<b>293</b>	<b>509</b>	<b>61</b>	<b>139</b>	<b>200</b>	<b>36</b>	<b>77</b>	<b>113</b>	<b>59</b>	<b>158</b>	<b>217</b>	<b>125</b>	<b>208</b>	<b>333</b>	<b>1</b>	<b>4</b>	<b>5</b>

POLL BOOK TOTALS	Douglas C. Wozniak (REP)			Frank Lams (REP)			Karen Potchynok-Lund (REP)			Scott Czasak (REP)			Tom Stanis (REP)			Kristopher Pratt (DEM)			Robert Murphy (DEM)			Benjamin Dryke (LIB)			
	AV	Elec Day	TOTAL	AV	Elec Day	TOTAL	AV	Elec Day	TOTAL	AV	Elec Day	TOTAL	AV	Elec Day	TOTAL	AV	Elec Day	TOTAL	AV	Elec Day	TOTAL	AV	Elec Day	TOTAL	
<b>SHELBY TOWNSHIP</b>																									
01	837	118	124	242	1	2	3	60	102	162	34	32	66	8	12	20	20	50	70	51	64	115	0	1	1
03	354	20	67	87	0	5	5	22	28	50	5	23	28	0	6	6	7	51	58	23	37	60	0	4	4
06	388	24	53	77	1	4	5	18	39	57	8	19	27	1	13	14	17	42	59	14	69	83	0	1	1
07	727	88	114	202	3	1	4	70	78	148	20	38	58	6	4	10	29	52	81	50	63	113	1	1	2
08	322	44	53	97	0	2	2	14	33	47	6	18	24	2	4	6	7	24	31	17	39	56	0	1	1
09	338	16	54	70	5	1	6	9	17	26	3	10	13	3	8	11	8	61	69	6	66	72	0	2	2
11	555	55	65	120	0	4	4	28	44	72	15	19	34	4	13	17	22	56	78	45	77	122	0	1	1
12	531	94	74	168	2	8	10	38	46	84	18	24	42	3	12	15	20	39	59	24	46	70	1	2	3
13	380	49	73	122	0	5	5	33	25	58	5	11	16	5	8	13	14	21	35	22	36	58	0	1	1
14	648	62	113	175	3	2	5	48	67	115	15	26	41	5	11	16	35	46	81	38	54	92	0	2	2
15	748	90	109	199	3	5	8	59	59	118	17	52	69	3	6	9	37	55	92	52	66	118	3	3	6
16	955	136	100	236	3	1	4	80	111	191	52	58	110	4	15	19	53	60	113	72	49	121	0	1	1
17	584	56	93	149	5	3	8	36	80	116	13	23	36	3	11	14	13	36	49	32	64	96	1	0	1
18	538	81	55	136	2	1	3	41	52	93	11	21	32	7	12	19	24	42	66	59	47	106	0	0	0
19	504	85	84	169	2	0	2	46	27	73	13	14	27	8	14	22	11	33	44	20	55	75	0	3	3
20	360	42	45	87	1	3	4	24	35	59	8	9	17	3	7	10	18	34	52	35	31	66	0	0	0
21	253	6	23	29	1	4	5	5	18	23	2	16	18	0	3	3	3	54	57	12	60	72	0	0	0
22	1,006	160	161	321	1	4	5	82	81	163	37	47	84	9	22	31	67	40	107	61	62	123	0	0	0
23	855	130	120	250	2	5	7	86	88	174	39	44	83	10	13	23	25	57	82	36	59	95	0	1	1
24	1,020	152	119	271	3	1	4	92	95	187	57	88	145	12	18	30	48	46	94	61	68	129	0	0	0
26	661	84	70	154	4	5	9	62	31	93	20	20	40	7	5	12	46	46	92	76	62	138	0	2	2
<b>TOTALS</b>	<b>12,564</b>	<b>1,592</b>	<b>1,769</b>	<b>3,361</b>	<b>42</b>	<b>66</b>	<b>108</b>	<b>953</b>	<b>1,156</b>	<b>2,109</b>	<b>398</b>	<b>612</b>	<b>1,010</b>	<b>103</b>	<b>217</b>	<b>320</b>	<b>524</b>	<b>945</b>	<b>1,469</b>	<b>806</b>	<b>1,174</b>	<b>1,980</b>	<b>6</b>	<b>26</b>	<b>32</b>

POLL BOOK TOTALS	Douglas C. Wozniak (REP)			Frank Lams (REP)			Karen Potchynok-Lund (REP)			Scott Czasak (REP)			Tom Stanis (REP)			Kristopher Pratt (DEM)			Robert Murphy (DEM)			Benjamin Dryke (LIB)			
	AV	Elec Day	TOTAL	AV	Elec Day	TOTAL	AV	Elec Day	TOTAL	AV	Elec Day	TOTAL	AV	Elec Day	TOTAL	AV	Elec Day	TOTAL	AV	Elec Day	TOTAL	AV	Elec Day	TOTAL	
<b>WASHINGTON TOWNSHIP</b>																									
01	474	24	66	90	4	2	6	24	52	76	9	30	39	2	10	12	17	56	73	19	57	76	0	1	1
02	911	94	102	196	9	5	14	61	119	180	43	44	87	12	9	21	40	37	77	60	84	144	2	3	5
03	746	76	111	187	2	8	10	60	92	152	28	34	62	9	19	28	14	44	58	40	51	91	0	0	0
04	533	27	100	127	0	2	2	30	53	83	12	30	42	7	17	24	14	42	56	29	69	98	0	1	1
05	791	96	137	233	1	5	6	63	81	144	15	49	64	7	15	22	19	60	79	36	48	84	3	0	3
06	1,243	150	168	318	8	7	15	109	117	226	96	88	184	18	18	36	39	39	78	83	60	143	1	1	2
07	782	82	124	206	1	6	7	44	103	147	14	36	50	18	14	32	22	49	71	27	77	104	0	1	1
08	697	69	99	168	5	3	8	48	83	131	16	32	48	13	13	26	17	43	60	40	81	121	0	0	0
09	356	24	62	86	3	5	8	28	58	86	3	26	29	5	10	15	7	19	26	18	27	45	0	0	0
10	494	45	61	106	3	3	6	33	60	93	20	39	59	1	4	5	6	36	42	23	56	79	0	1	1
<b>TOTALS</b>	<b>7,027</b>	<b>687</b>	<b>1,030</b>	<b>1,717</b>	<b>36</b>	<b>46</b>	<b>82</b>	<b>500</b>	<b>818</b>	<b>1,318</b>	<b>256</b>	<b>408</b>	<b>664</b>	<b>92</b>	<b>129</b>	<b>221</b>	<b>195</b>	<b>425</b>	<b>620</b>	<b>375</b>	<b>610</b>	<b>985</b>	<b>6</b>	<b>8</b>	<b>14</b>
<b>TOTALS</b>	<b>21,996</b>	<b>2,481</b>	<b>3,113</b>	<b>5,594</b>	<b>89</b>	<b>137</b>	<b>226</b>	<b>1,669</b>	<b>2,267</b>	<b>3,936</b>	<b>715</b>	<b>1,159</b>	<b>1,874</b>	<b>231</b>	<b>423</b>	<b>654</b>	<b>778</b>	<b>1,528</b>	<b>2,306</b>	<b>1,306</b>	<b>1,992</b>	<b>3,298</b>	<b>13</b>	<b>38</b>	<b>51</b>

□ Yellow in the TOTALS column means precinct hasn't reported  
N/A indicates AV (Absentee) results are included in Elec Day results



# Election Results

## Judge of District Court - 39th District One 6-year term Non-Incumbent Position

Official results updated August 17, 3:33 PM

[Race List](#) | [Race Summary](#) | [Race Details](#) | [Race Details \(Printer Friendly\)](#)

	POLL BOOK TOTALS	Alyia Marie Hakim			Dana C Freers			Kathy Tocco			Melissa M King			Paul F Zyburski		
		AV	Elec Day	TOTAL	AV	Elec Day	TOTAL	AV	Elec Day	TOTAL	AV	Elec Day	TOTAL	AV	Elec Day	TOTAL
<b>FRASER</b>																
01	416	12	39	51	19	86	105	47	55	102	20	60	80	5	7	12
02	643	18	54	72	50	87	137	59	82	141	45	101	146	12	12	24
03	737	19	87	106	65	87	152	110	110	220	45	76	121	3	11	14
04	547	21	53	74	33	90	123	37	91	128	27	66	93	8	11	19
05	201	5	14	19	12	22	34	32	27	59	16	25	41	5	2	7
06	751	26	88	114	62	147	209	49	76	125	53	106	159	8	19	27
07	359	19	46	65	28	40	68	30	46	76	30	27	57	3	4	7
	<b>3,654</b>	<b>120</b>	<b>381</b>	<b>501</b>	<b>269</b>	<b>559</b>	<b>828</b>	<b>364</b>	<b>487</b>	<b>851</b>	<b>236</b>	<b>461</b>	<b>697</b>	<b>44</b>	<b>66</b>	<b>110</b>
<b>ROSEVILLE</b>																
01	566	37	104	141	41	99	140	24	46	70	23	58	81	3	15	18
02	757	40	92	132	72	90	162	86	94	180	30	67	97	6	24	30
03	522	37	94	131	24	64	88	57	49	106	19	48	67	8	11	19
04	364	20	57	77	20	35	55	35	28	63	16	28	44	6	8	14
05	543	45	85	130	34	67	101	40	44	84	31	51	82	4	14	18
06	716	62	108	170	55	73	128	57	97	154	34	74	108	5	20	25
07	787	38	110	148	50	84	134	88	95	183	21	82	103	8	21	29
08	686	38	104	142	69	48	117	69	86	155	36	66	102	9	20	29
09	774	44	86	130	50	79	129	101	91	192	41	69	110	8	17	25
10	404	24	67	91	24	27	51	34	72	106	14	36	50	6	11	17
11	560	36	78	114	35	70	105	60	46	106	32	71	103	2	14	16
12	509	57	109	166	30	21	51	46	19	65	43	56	99	11	6	17
13	283	22	32	54	26	28	54	31	39	70	13	20	33	2	6	8
14	476	28	66	94	33	29	62	49	78	127	33	54	87	5	2	7
15	646	50	80	130	49	55	104	75	57	132	31	86	117	5	12	17
	<b>8,593</b>	<b>578</b>	<b>1,272</b>	<b>1,850</b>	<b>612</b>	<b>869</b>	<b>1,481</b>	<b>852</b>	<b>941</b>	<b>1,793</b>	<b>417</b>	<b>866</b>	<b>1,283</b>	<b>88</b>	<b>201</b>	<b>289</b>
<b>TOTALS</b>																
	<b>12,247</b>	<b>698</b>	<b>1,653</b>	<b>2,351</b>	<b>881</b>	<b>1,428</b>	<b>2,309</b>	<b>1,216</b>	<b>1,428</b>	<b>2,644</b>	<b>653</b>	<b>1,327</b>	<b>1,980</b>	<b>132</b>	<b>267</b>	<b>399</b>

☐ Yellow in the TOTALS column means precinct hasn't reported  
N/A indicates AV (Absentee) results are included in Elec Day results

August 7, 2018 Primary Election  
 Manistee County, Michigan  
 Statement of Votes Cast  
 OFFICIAL RESULTS

Precinct	Registered Voters	Cards Cast	Voters Cast	% Turnout
<b>Manistee County</b>				
<b>Manistee County Michigan</b>				
City of Manistee, Precinct 1				
Election Day	2,207	417	417	18.89%
AVCB	2,207	417	417	18.89%
Total	2,207	834	834	37.79%
City of Manistee, Precinct 2				
Election Day	2,514	376	376	14.96%
AVCB	2,514	219	219	8.71%
Total	2,514	595	595	23.67%
Arcadia Township, Precinct 1				
Election Day	582	360	360	61.86%
AVCB	582	0	0	0.00%
Total	582	360	360	61.86%
Bear Lake Township, Precinct 1				
Election Day	1,435	503	503	35.05%
AVCB	1,435	0	0	0.00%
Total	1,435	503	503	35.05%
Brown Township, Precinct 1				
Election Day	599	206	206	34.39%
AVCB	599	0	0	0.00%
Total	599	206	206	34.39%
Charter Township of Filer, Precinct 1				
Election Day	1,981	600	600	30.29%
AVCB	1,981	0	0	0.00%
Total	1,981	600	600	30.29%

**Cleon Township, Precinct 1**

Election Day	760	168	168	22.11%
AVCB	760	0	0	0.00%
Total	760	168	168	22.11%

**Dickson Township, Precinct 1**

Election Day	790	247	247	31.27%
AVCB	790	0	0	0.00%
Total	790	247	247	31.27%

**Manistee Township, Precinct 1**

Election Day	2,542	529	529	20.81%
AVCB	2,542	302	302	11.88%
Total	2,542	831	831	32.69%

**Maple Grove Township, Precinct 1**

Election Day	993	284	284	28.60%
AVCB	993	0	0	0.00%
Total	993	284	284	28.60%

**Marilla Township, Precinct 1**

Election Day	310	102	102	32.90%
AVCB	310	0	0	0.00%
Total	310	102	102	32.90%

**Norman Township, Precinct 1**

Election Day	1,375	387	387	28.15%
AVCB	1,375	0	0	0.00%
Total	1,375	387	387	28.15%

**Onokama Township, Precinct 1**

Election Day	1,275	510	510	40.00%
AVCB	1,275	0	0	0.00%
Total	1,275	510	510	40.00%

**Pleasanton Township, Precinct 1**

Election Day	701	260	260	37.09%
AVCB	701	0	0	0.00%
Total	701	260	260	37.09%

<b>Springdale Township, Precinct 1</b>				
Election Day	653	177	177	27.11%
AVCB	653	0	0	0.00%
<b>Total</b>	<b>653</b>	<b>177</b>	<b>177</b>	<b>27.11%</b>
<b>Stronach Township, Precinct 1</b>				
Election Day	731	220	220	30.10%
AVCB	731	0	0	0.00%
<b>Total</b>	<b>731</b>	<b>220</b>	<b>220</b>	<b>30.10%</b>
<b>Manistee County Michigan - Total</b>	<b>19,448</b>	<b>6,284</b>	<b>6,284</b>	<b>32.31%</b>
<b>Manistee County - Total</b>	<b>19,448</b>	<b>6,284</b>	<b>6,284</b>	<b>32.31%</b>

**Governor (R)  
REP**

Precinct	Times Cast	Precinct	Brian Calley (REP)	Patrick Colbeck (REP)	Jim Hines (REP)	Bill Schuette (REP)	Unresolved Write-In
<b>Manistee County</b>		<b>Manistee County</b>					
<b>Manistee County Michigan</b>		<b>Manistee County Michigan</b>					
City of Manistee, Precinct 1		City of Manistee, Precinct 1					
Election Day	417	Election Day	47	22	23	105	1
AVCB	417	AVCB	54	18	25	129	0
Total	834	Total	101	40	48	234	1
City of Manistee, Precinct 2		City of Manistee, Precinct 2					
Election Day	376	Election Day	36	34	22	78	0
AVCB	219	AVCB	23	5	14	59	0
Total	595	Total	59	39	36	137	0
Arcadia Township, Precinct 1		Arcadia Township, Precinct 1					
Election Day	360	Election Day	59	13	31	139	1
AVCB	0	AVCB	0	0	0	0	0
Total	360	Total	59	13	31	139	1
Bear Lake Township, Precinct 1		Bear Lake Township, Precinct 1					
Election Day	503	Election Day	90	31	54	174	3
AVCB	0	AVCB	0	0	0	0	0
Total	503	Total	90	31	54	174	3
Brown Township, Precinct 1		Brown Township, Precinct 1					
Election Day	206	Election Day	37	14	15	65	0
AVCB	0	AVCB	0	0	0	0	0
Total	206	Total	37	14	15	65	0
Charter Township of Filer, Precinct 1		Charter Township of Filer, Precinct 1					
Election Day	600	Election Day	82	32	39	172	1
AVCB	0	AVCB	0	0	0	0	0
Total	600	Total	82	32	39	172	1
Cleon Township, Precinct 1		Cleon Township, Precinct 1					
Election Day	168	Election Day					



	AVCB	0	Election Day	23	14	17	59	0
	Total	168	AVCB	0	0	0	0	0
Dickson Township, Precinct 1			Total	23	14	17	59	0
	Election Day	247	Dickson Township, Precinct 1					
	AVCB	0	Election Day	34	17	9	78	0
	Total	247	AVCB	0	0	0	0	0
Manistee Township, Precinct 1			Total	34	17	9	78	0
	Election Day	529	Manistee Township, Precinct 1					
	AVCB	302	Election Day	72	21	33	147	0
	Total	831	AVCB	47	9	20	75	0
Maple Grove Township, Precinct 1			Total	119	30	53	222	0
	Election Day	284	Maple Grove Township, Precinct 1					
	AVCB	0	Election Day	47	13	17	92	0
	Total	284	AVCB	0	0	0	0	0
Marilla Township, Precinct 1			Total	47	13	17	92	0
	Election Day	102	Marilla Township, Precinct 1					
	AVCB	0	Election Day	17	7	11	36	0
	Total	102	AVCB	0	0	0	0	0
Norman Township, Precinct 1			Total	17	7	11	36	0
	Election Day	387	Norman Township, Precinct 1					
	AVCB	0	Election Day	66	20	34	126	2
	Total	387	AVCB	0	0	0	0	0
Onekama Township, Precinct 1			Total	66	20	34	126	2
	Election Day	510	Onekama Township, Precinct 1					
	AVCB	0	Election Day	89	18	26	166	0
	Total	510	AVCB	0	0	0	0	0
Pleasanton Township, Precinct 1			Total	89	18	26	166	0
	Election Day	260	Pleasanton Township, Precinct 1					
	AVCB	0	Election Day	46	25	12	81	0
	Total	260	AVCB	0	0	0	0	0
Springdale Township, Precinct 1			Total	46	25	12	81	0
	Election Day	177	Springdale Township, Precinct 1					
	AVCB	0	Election Day					

	<b>Total</b>	177	<b>Election Day</b>	33	12	15	55	0
Stronach Township, Precinct 1			<b>AVCB</b>	0	0	0	0	0
			<b>Total</b>	33	12	15	55	0
	<b>Election Day</b>	220	Stronach Township, Precinct 1					
	<b>AVCB</b>	0						
	<b>Total</b>	220	<b>Election Day</b>	24	14	17	69	0
Manistee County Michigan - Total	6,284		<b>AVCB</b>	0	0	0	0	0
			<b>Total</b>	24	14	17	69	0
<b>Cumulative</b>			Manistee County Michigan - Total	926	339	434	1,905	8
Cumulative			<b>Cumulative</b>					
	<b>Election Day</b>	0						
	<b>AVCB</b>	0	<b>Cumulative</b>					
	<b>Total</b>	0						
<b>Cumulative - Total</b>	0		<b>Election Day</b>	0	0	0	0	0
			<b>AVCB</b>	0	0	0	0	0
Manistee County - Total	6,284		<b>Total</b>	0	0	0	0	0
			<b>Cumulative - Total</b>	0	0	0	0	0
			Manistee County - Total	926	339	434	1,905	8

**US Senate (R)  
REP**

Precinct	Times Cast	Precinct	John James (REP)	Sandy Pensler (REP)	Unresolved Write-In
<b>Manistee County</b>		<b>Manistee County</b>			
<b>Manistee County Michigan</b>		<b>Manistee County Michigan</b>			
City of Manistee, Precinct 1		City of Manistee, Precinct 1			
Election Day	417	Election Day	106	86	0
AVCB	417	AVCB	75	145	0
Total	834	Total	181	231	0
City of Manistee, Precinct 2		City of Manistee, Precinct 2			
Election Day	376	Election Day	82	83	0
AVCB	219	AVCB	37	62	0
Total	595	Total	119	145	0
Arcadia Township, Precinct 1		Arcadia Township, Precinct 1			
Election Day	360	Election Day	90	126	2
AVCB	0	AVCB	0	0	0
Total	360	Total	90	126	2
Bear Lake Township, Precinct 1		Bear Lake Township, Precinct 1			
Election Day	503	Election Day	137	195	2
AVCB	0	AVCB	0	0	0
Total	503	Total	137	195	2
Brown Township, Precinct 1		Brown Township, Precinct 1			
Election Day	206	Election Day	55	75	0
AVCB	0	AVCB	0	0	0
Total	206	Total	55	75	0
Charter Township of Filer, Precinct 1		Charter Township of Filer, Precinct 1			
Election Day	600	Election Day	138	167	1
AVCB	0	AVCB	0	0	0
Total	600	Total	138	167	1
Cleon Township, Precinct 1		Cleon Township, Precinct 1			
Election Day	168	Election Day	138	167	1

	AVCB	0	Election Day	45	64	0
	Total	168	AVCB	0	0	0
Dickson Township, Precinct 1			Total	45	64	0
	Election Day	247	Dickson Township, Precinct 1			
	AVCB	0	Election Day	57	75	0
	Total	247	AVCB	0	0	0
Manistee Township, Precinct 1			Total	57	75	0
	Election Day	529	Manistee Township, Precinct 1			
	AVCB	302	Election Day	124	141	1
	Total	831	AVCB	60	89	0
Maple Grove Township, Precinct 1			Total	184	230	1
	Election Day	284	Maple Grove Township, Precinct 1			
	AVCB	0	Election Day	64	100	1
	Total	284	AVCB	0	0	0
Marilla Township, Precinct 1			Total	64	100	1
	Election Day	102	Marilla Township, Precinct 1			
	AVCB	0	Election Day	39	28	0
	Total	102	AVCB	0	0	0
Norman Township, Precinct 1			Total	39	28	0
	Election Day	387	Norman Township, Precinct 1			
	AVCB	0	Election Day	99	137	1
	Total	387	AVCB	0	0	0
Onekama Township, Precinct 1			Total	99	137	1
	Election Day	510	Onekama Township, Precinct 1			
	AVCB	0	Election Day	138	142	0
	Total	510	AVCB	0	0	0
Pleasanton Township, Precinct 1			Total	138	142	0
	Election Day	260	Pleasanton Township, Precinct 1			
	AVCB	0	Election Day	70	83	0
	Total	260	AVCB	0	0	0
Springdale Township, Precinct 1			Total	70	83	0
	Election Day	177	Springdale Township, Precinct 1			
	AVCB	0				

Total	177	Election Day	39	72	0
Stronach Township, Precinct 1		AVCB	0	0	0
		Total	39	72	0
Election Day	220	Stronach Township, Precinct 1			
AVCB	0				
Total	220	Election Day	54	67	0
Manistee County Michigan - Total	6,284	AVCB	0	0	0
Cumulative		Total	54	67	0
Cumulative		Manistee County Michigan - Total	1,509	1,937	8
Election Day	0	Cumulative			
AVCB	0	Cumulative			
Total	0	Election Day	0	0	0
Cumulative - Total	0	AVCB	0	0	0
Manistee County - Total	6,284	Total	0	0	0
		Cumulative - Total	0	0	0
		Manistee County - Total	1,509	1,937	8

# D1 Congressional (R) REP

Precinct	Times Cast	Precinct	Jack Bergman (REP)	Unresolved Write-In
<b>Manistee County</b>		<b>Manistee County</b>		
<b>Manistee County Michigan</b>		<b>Manistee County Michigan</b>		
City of Manistee, Precinct 1		City of Manistee, Precinct 1		
Election Day	417	Election Day	167	1
AVCB	417	AVCB	198	1
<b>Total</b>	<b>834</b>	<b>Total</b>	<b>365</b>	<b>2</b>
City of Manistee, Precinct 2		City of Manistee, Precinct 2		
Election Day	376	Election Day	146	0
AVCB	219	AVCB	91	0
<b>Total</b>	<b>595</b>	<b>Total</b>	<b>237</b>	<b>0</b>
Arcadia Township, Precinct 1		Arcadia Township, Precinct 1		
Election Day	360	Election Day	180	4
AVCB	0	AVCB	0	0
<b>Total</b>	<b>360</b>	<b>Total</b>	<b>180</b>	<b>4</b>
Bear Lake Township, Precinct 1		Bear Lake Township, Precinct 1		
Election Day	503	Election Day	311	0
AVCB	0	AVCB	0	0
<b>Total</b>	<b>503</b>	<b>Total</b>	<b>311</b>	<b>0</b>
Brown Township, Precinct 1		Brown Township, Precinct 1		
Election Day	206	Election Day	113	0
AVCB	0	AVCB	0	0
<b>Total</b>	<b>206</b>	<b>Total</b>	<b>113</b>	<b>0</b>
Charter Township of Filer, Precinct 1		Charter Township of Filer, Precinct 1		
Election Day	600	Election Day	282	1
AVCB	0	AVCB	0	0
<b>Total</b>	<b>600</b>	<b>Total</b>	<b>282</b>	<b>1</b>
Cleon Township, Precinct 1		Cleon Township, Precinct 1		
Election Day	168	Election Day		

	AVCB	0	Election Day	100	0
	Total	168	AVCB	0	0
Dickson Township, Precinct 1			Total	100	0
	Election Day	247	Dickson Township, Precinct 1		
	AVCB	0	Election Day	121	0
	Total	247	AVCB	0	0
Manistee Township, Precinct 1			Total	121	0
	Election Day	529	Manistee Township, Precinct 1		
	AVCB	302	Election Day	241	1
	Total	831	AVCB	135	1
Maple Grove Township, Precinct 1			Total	376	2
	Election Day	284	Maple Grove Township, Precinct 1		
	AVCB	0	Election Day	158	0
	Total	284	AVCB	0	0
Marilla Township, Precinct 1			Total	158	0
	Election Day	102	Marilla Township, Precinct 1		
	AVCB	0	Election Day	66	0
	Total	102	AVCB	0	0
Norman Township, Precinct 1			Total	66	0
	Election Day	387	Norman Township, Precinct 1		
	AVCB	0	Election Day	217	2
	Total	387	AVCB	0	0
Onekama Township, Precinct 1			Total	217	2
	Election Day	510	Onekama Township, Precinct 1		
	AVCB	0	Election Day	255	1
	Total	510	AVCB	0	0
Pleasanton Township, Precinct 1			Total	255	1
	Election Day	260	Pleasanton Township, Precinct 1		
	AVCB	0	Election Day	144	1
	Total	260	AVCB	0	0
Springdale Township, Precinct 1			Total	144	1
	Election Day	177	Springdale Township, Precinct 1		
	AVCB	0			

Total	177	Election Day	109	0
Stronach Township, Precinct 1		AVCB	0	0
		Total	109	0
Election Day	220	Stronach Township, Precinct 1		
AVCB	0			
Total	220	Election Day	106	0
Manistee County Michigan - Total	6,284	AVCB	0	0
Cumulative		Total	106	0
Cumulative		Manistee County Michigan - Total	3,140	13
Election Day	0	Cumulative		
AVCB	0	Cumulative		
Total	0	Election Day	0	0
Cumulative - Total	0	AVCB	0	0
Manistee County - Total	6,284	Total	0	0
		Cumulative - Total	0	0
		Manistee County - Total	3,140	13



# D35 State Senate (R) REP

Precinct	Times Cast	Precinct	Ray A. Franz (REP)	Bruce R. Rendon (REP)	Cary Urka (REP)	Curt VanderWall (REP)	Unresolved Write-In
<b>Manistee County</b>		<b>Manistee County</b>					
<b>Manistee County Michigan</b>		<b>Manistee County Michigan</b>					
City of Manistee, Precinct 1		City of Manistee, Precinct 1					
Election Day	417	Election Day	75	8	7	111	0
AVCB	417	AVCB	83	6	11	124	0
Total	834	Total	158	14	18	235	0
City of Manistee, Precinct 2		City of Manistee, Precinct 2					
Election Day	376	Election Day	64	7	9	88	0
AVCB	219	AVCB	41	5	3	54	0
Total	595	Total	105	12	12	142	0
Arcadia Township, Precinct 1		Arcadia Township, Precinct 1					
Election Day	360	Election Day	108	11	27	95	1
AVCB	0	AVCB	0	0	0	0	0
Total	360	Total	108	11	27	95	1
Bear Lake Township, Precinct 1		Bear Lake Township, Precinct 1					
Election Day	503	Election Day	216	7	10	126	1
AVCB	0	AVCB	0	0	0	0	0
Total	503	Total	216	7	10	126	1
Brown Township, Precinct 1		Brown Township, Precinct 1					
Election Day	206	Election Day	74	6	1	51	0
AVCB	0	AVCB	0	0	0	0	0
Total	206	Total	74	6	1	51	0
Charter Township of Filer, Precinct 1		Charter Township of Filer, Precinct 1					
Election Day	600	Election Day	132	12	8	168	1
AVCB	0	AVCB	0	0	0	0	0
Total	600	Total	132	12	8	168	1
Cleon Township, Precinct 1		Cleon Township, Precinct 1					
Election Day	168	Election Day					

	AVCB	0	Election Day	34	10	7	60	0
	Total	168	AVCB	0	0	0	0	0
Dickson Township, Precinct 1			Total	34	10	7	60	0
	Election Day	247	Dickson Township, Precinct 1					
	AVCB	0	Election Day	67	2	18	51	0
	Total	247	AVCB	0	0	0	0	0
Manistee Township, Precinct 1			Total	67	2	18	51	0
	Election Day	529	Manistee Township, Precinct 1					
	AVCB	302	Election Day	131	5	2	139	0
	Total	831	AVCB	62	7	8	74	0
Maple Grove Township, Precinct 1			Total	193	12	10	213	0
	Election Day	284	Maple Grove Township, Precinct 1					
	AVCB	0	Election Day	75	9	18	67	0
	Total	284	AVCB	0	0	0	0	0
Marilla Township, Precinct 1			Total	75	9	18	67	0
	Election Day	102	Marilla Township, Precinct 1					
	AVCB	0	Election Day	37	3	5	26	0
	Total	102	AVCB	0	0	0	0	0
Norman Township, Precinct 1			Total	37	3	5	26	0
	Election Day	387	Norman Township, Precinct 1					
	AVCB	0	Election Day	93	16	15	120	0
	Total	387	AVCB	0	0	0	0	0
Onekama Township, Precinct 1			Total	93	16	15	120	0
	Election Day	510	Onekama Township, Precinct 1					
	AVCB	0	Election Day	211	4	4	91	0
	Total	510	AVCB	0	0	0	0	0
Pleasanton Township, Precinct 1			Total	211	4	4	91	0
	Election Day	260	Pleasanton Township, Precinct 1					
	AVCB	0	Election Day	90	4	8	61	0
	Total	260	AVCB	0	0	0	0	0
Springdale Township, Precinct 1			Total	90	4	8	61	0
	Election Day	177	Springdale Township, Precinct 1					
	AVCB	0	Election Day					

Total	177	Election Day	42	8	6	59	0
Stronach Township, Precinct 1		AVCB	0	0	0	0	0
		Total	42	8	6	59	0
Election Day	220	Stronach Township, Precinct 1					
AVCB	0						
Total	220	Election Day	48	4	5	68	0
Manistee County Michigan - Total	6,284	AVCB	0	0	0	0	0
		Total	48	4	5	68	0
<b>Cumulative</b>		Manistee County Michigan - Total	1,683	134	172	1,633	3
Cumulative		<b>Cumulative</b>					
Election Day	0	Cumulative					
AVCB	0	Election Day	0	0	0	0	0
Total	0	AVCB	0	0	0	0	0
Cumulative - Total	0	Total	0	0	0	0	0
Manistee County - Total	6,284	Cumulative - Total	0	0	0	0	0
		Manistee County - Total	1,683	134	172	1,633	3

# D101 Representative (R) REP

Precinct	Times Cast	Precinct	Carolyn Carter (REP)	Jack O'Malley (REP)	Unresolved Write-In
<b>Manistee County</b>		<b>Manistee County</b>			
<b>Manistee County Michigan</b>		<b>Manistee County Michigan</b>			
City of Manistee, Precinct 1		City of Manistee, Precinct 1			
Election Day	417	Election Day	37	149	0
AVCB	417	AVCB	34	177	0
Total	834	Total	71	326	0
City of Manistee, Precinct 2		City of Manistee, Precinct 2			
Election Day	376	Election Day	19	145	0
AVCB	219	AVCB	13	86	0
Total	595	Total	32	231	0
Arcadia Township, Precinct 1		Arcadia Township, Precinct 1			
Election Day	360	Election Day	65	152	0
AVCB	0	AVCB	0	0	0
Total	360	Total	65	152	0
Bear Lake Township, Precinct 1		Bear Lake Township, Precinct 1			
Election Day	503	Election Day	25	327	1
AVCB	0	AVCB	0	0	0
Total	503	Total	25	327	1
Brown Township, Precinct 1		Brown Township, Precinct 1			
Election Day	206	Election Day	13	116	0
AVCB	0	AVCB	0	0	0
Total	206	Total	13	116	0
Charter Township of Filer, Precinct 1		Charter Township of Filer, Precinct 1			
Election Day	600	Election Day	30	279	0
AVCB	0	AVCB	0	0	0
Total	600	Total	30	279	0
Cleon Township, Precinct 1		Cleon Township, Precinct 1			
Election Day	168	Election Day			

	AVCB	0	Election Day	13	97	0
	Total	168	AVCB	0	0	0
Dickson Township, Precinct 1			Total	13	97	0
	Election Day	247	Dickson Township, Precinct 1			
	AVCB	0	Election Day	23	111	0
	Total	247	AVCB	0	0	0
Manistee Township, Precinct 1			Total	23	111	0
	Election Day	529	Manistee Township, Precinct 1			
	AVCB	302	Election Day	29	243	0
	Total	831	AVCB	25	127	2
Maple Grove Township, Precinct 1			Total	54	370	2
	Election Day	284	Maple Grove Township, Precinct 1			
	AVCB	0	Election Day	21	143	0
	Total	284	AVCB	0	0	0
Marilla Township, Precinct 1			Total	21	143	0
	Election Day	102	Marilla Township, Precinct 1			
	AVCB	0	Election Day	9	61	0
	Total	102	AVCB	0	0	0
Norman Township, Precinct 1			Total	9	61	0
	Election Day	387	Norman Township, Precinct 1			
	AVCB	0	Election Day	29	209	1
	Total	387	AVCB	0	0	0
Onekama Township, Precinct 1			Total	29	209	1
	Election Day	510	Onekama Township, Precinct 1			
	AVCB	0	Election Day	50	235	0
	Total	510	AVCB	0	0	0
Pleasanton Township, Precinct 1			Total	50	235	0
	Election Day	260	Pleasanton Township, Precinct 1			
	AVCB	0	Election Day	14	143	0
	Total	260	AVCB	0	0	0
Springdale Township, Precinct 1			Total	14	143	0
	Election Day	177	Springdale Township, Precinct 1			
	AVCB	0				

Total	177	Election Day	11	104	0
Stronach Township, Precinct 1		AVCB	0	0	0
		Total	11	104	0
Election Day	220	Stronach Township, Precinct 1			
AVCB	0				
Total	220	Election Day	9	115	0
Manistee County Michigan - Total	6,284	AVCB	0	0	0
<b>Cumulative</b>		Total	9	115	0
Cumulative		Manistee County Michigan - Total	469	3,019	4
Election Day	0	<b>Cumulative</b>			
AVCB	0	Cumulative			
Total	0	Election Day	0	0	0
Cumulative - Total	0	AVCB	0	0	0
Manistee County - Total	6,284	Total	0	0	0
		Cumulative - Total	0	0	0
		Manistee County - Total	469	3,019	4

**Governor (D)**  
**DEM**

Precinct	Times Cast	Precinct	Abdul El-Sayed (DEM)	Shri Thanedar (DEM)	Gretchen Whitmer (DEM)	Unresolved Write-In
<b>Manistee County</b>		<b>Manistee County</b>				
<b>Manistee County Michigan</b>		<b>Manistee County Michigan</b>				
City of Manistee, Precinct 1		City of Manistee, Precinct 1				
Election Day	417	Election Day	50	21	138	0
AVCB	417	AVCB	22	34	108	0
Total	834	Total	72	55	246	0
City of Manistee, Precinct 2		City of Manistee, Precinct 2				
Election Day	376	Election Day	59	42	99	0
AVCB	219	AVCB	6	37	59	0
Total	595	Total	65	79	158	0
Arcadia Township, Precinct 1		Arcadia Township, Precinct 1				
Election Day	360	Election Day	14	11	52	1
AVCB	0	AVCB	0	0	0	0
Total	360	Total	14	11	52	1
Bear Lake Township, Precinct 1		Bear Lake Township, Precinct 1				
Election Day	503	Election Day	28	16	88	0
AVCB	0	AVCB	0	0	0	0
Total	503	Total	28	16	88	0
Brown Township, Precinct 1		Brown Township, Precinct 1				
Election Day	206	Election Day	13	18	38	0
AVCB	0	AVCB	0	0	0	0
Total	206	Total	13	18	38	0
Charter Township of Filer, Precinct 1		Charter Township of Filer, Precinct 1				
Election Day	600	Election Day	65	44	151	0
AVCB	0	AVCB	0	0	0	0
Total	600	Total	65	44	151	0
Cleon Township, Precinct 1		Cleon Township, Precinct 1				
Election Day	168	Election Day				

	AVCB	0	Election Day	21	8	25	0
	Total	168	AVCB	0	0	0	0
Dickson Township, Precinct 1			Total	21	8	25	0
	Election Day	247	Dickson Township, Precinct 1				
	AVCB	0	Election Day	17	16	70	0
	Total	247	AVCB	0	0	0	0
Manistee Township, Precinct 1			Total	17	16	70	0
	Election Day	529	Manistee Township, Precinct 1				
	AVCB	302	Election Day	44	35	157	0
	Total	831	AVCB	7	52	78	0
Maple Grove Township, Precinct 1			Total	51	87	235	0
	Election Day	284	Maple Grove Township, Precinct 1				
	AVCB	0	Election Day	16	20	56	0
	Total	284	AVCB	0	0	0	0
Marilla Township, Precinct 1			Total	16	20	56	0
	Election Day	102	Marilla Township, Precinct 1				
	AVCB	0	Election Day	2	6	22	0
	Total	102	AVCB	0	0	0	0
Norman Township, Precinct 1			Total	2	6	22	0
	Election Day	387	Norman Township, Precinct 1				
	AVCB	0	Election Day	25	23	78	0
	Total	387	AVCB	0	0	0	0
Onokama Township, Precinct 1			Total	25	23	78	0
	Election Day	510	Onokama Township, Precinct 1				
	AVCB	0	Election Day	38	20	133	0
	Total	510	AVCB	0	0	0	0
Pleasanton Township, Precinct 1			Total	38	20	133	0
	Election Day	260	Pleasanton Township, Precinct 1				
	AVCB	0	Election Day	28	13	46	0
	Total	260	AVCB	0	0	0	0
Springdale Township, Precinct 1			Total	28	13	46	0
	Election Day	177	Springdale Township, Precinct 1				
	AVCB	0					



Total	177	Election Day	12	9	33	1
Stronach Township, Precinct 1		AVCB	0	0	0	0
		Total	12	9	33	1
Election Day	220	Stronach Township, Precinct 1				
AVCB	0					
Total	220	Election Day	9	21	60	0
Manistee County Michigan - Total	6,284	AVCB	0	0	0	0
<b>Cumulative</b>		Total	9	21	60	0
Cumulative		Manistee County Michigan - Total	476	446	1,491	2
Election Day	0	<b>Cumulative</b>				
AVCB	0	Cumulative				
Total	0	Election Day	0	0	0	0
Cumulative - Total	0	AVCB	0	0	0	0
Manistee County - Total	6,284	Total	0	0	0	0
		Cumulative - Total	0	0	0	0
		Manistee County - Total	476	446	1,491	2

**US Senate (D)  
DEM**

Precinct	Times Cast	Precinct	Debbie Stabenow (DEM)	Unresolved Write-In
<b>Manistee County</b>		<b>Manistee County</b>		
<b>Manistee County Michigan</b>		<b>Manistee County Michigan</b>		
City of Manistee, Precinct 1		City of Manistee, Precinct 1		
Election Day	417	Election Day	195	2
AVCB	417	AVCB	157	0
Total	834	Total	352	2
City of Manistee, Precinct 2		City of Manistee, Precinct 2		
Election Day	376	Election Day	186	2
AVCB	219	AVCB	97	1
Total	595	Total	283	3
Arcadia Township, Precinct 1		Arcadia Township, Precinct 1		
Election Day	360	Election Day	75	0
AVCB	0	AVCB	0	0
Total	360	Total	75	0
Bear Lake Township, Precinct 1		Bear Lake Township, Precinct 1		
Election Day	503	Election Day	123	1
AVCB	0	AVCB	0	0
Total	503	Total	123	1
Brown Township, Precinct 1		Brown Township, Precinct 1		
Election Day	206	Election Day	67	0
AVCB	0	AVCB	0	0
Total	206	Total	67	0
Charter Township of Filer, Precinct 1		Charter Township of Filer, Precinct 1		
Election Day	600	Election Day	249	2
AVCB	0	AVCB	0	0
Total	600	Total	249	2
Cleon Township, Precinct 1		Cleon Township, Precinct 1		
Election Day	168	Election Day		

	AVCB	0	Election Day	53	0
	Total	168	AVCB	0	0
Dickson Township, Precinct 1			Total	53	0
	Election Day	247	Dickson Township, Precinct 1		
	AVCB	0	Election Day	93	2
	Total	247	AVCB	0	0
Manistee Township, Precinct 1			Total	93	2
	Election Day	529	Manistee Township, Precinct 1		
	AVCB	302	Election Day	224	1
	Total	831	AVCB	131	0
Maple Grove Township, Precinct 1			Total	355	1
	Election Day	284	Maple Grove Township, Precinct 1		
	AVCB	0	Election Day	83	1
	Total	284	AVCB	0	0
Marilla Township, Precinct 1			Total	83	1
	Election Day	102	Marilla Township, Precinct 1		
	AVCB	0	Election Day	28	0
	Total	102	AVCB	0	0
Norman Township, Precinct 1			Total	28	0
	Election Day	387	Norman Township, Precinct 1		
	AVCB	0	Election Day	113	2
	Total	387	AVCB	0	0
Onekama Township, Precinct 1			Total	113	2
	Election Day	510	Onekama Township, Precinct 1		
	AVCB	0	Election Day	181	1
	Total	510	AVCB	0	0
Pleasanton Township, Precinct 1			Total	181	1
	Election Day	260	Pleasanton Township, Precinct 1		
	AVCB	0	Election Day	80	0
	Total	260	AVCB	0	0
Springdale Township, Precinct 1			Total	80	0
	Election Day	177	Springdale Township, Precinct 1		
	AVCB	0			

Total	177	Election Day	49	2
Stronach Township, Precinct 1		AVCB	0	0
		Total	49	2
Election Day	220	Stronach Township, Precinct 1		
AVCB	0			
Total	220	Election Day	82	0
Manistee County Michigan - Total	6,284	AVCB	0	0
<b>Cumulative</b>		Total	82	0
Cumulative		Manistee County Michigan - Total	2,266	17
Election Day	0	<b>Cumulative</b>		
AVCB	0	Cumulative		
Total	0	Election Day	0	0
Cumulative - Total	0	AVCB	0	0
Manistee County - Total	6,284	Total	0	0
		Cumulative - Total	0	0
		Manistee County - Total	2,266	17

# D1 Congressional (D)

## DEM

Precinct	Times Cast	Precinct	Unresolved Write-In
<b>Manistee County</b>		<b>Manistee County</b>	
<b>Manistee County Michigan</b>		<b>Manistee County Michigan</b>	
City of Manistee, Precinct 1		City of Manistee, Precinct 1	
Election Day	417	Election Day	99
AVCB	417	AVCB	63
Total	834	Total	162
City of Manistee, Precinct 2		City of Manistee, Precinct 2	
Election Day	376	Election Day	70
AVCB	219	AVCB	29
Total	595	Total	99
Arcadia Township, Precinct 1		Arcadia Township, Precinct 1	
Election Day	360	Election Day	27
AVCB	0	AVCB	0
Total	360	Total	27
Bear Lake Township, Precinct 1		Bear Lake Township, Precinct 1	
Election Day	503	Election Day	40
AVCB	0	AVCB	0
Total	503	Total	40
Brown Township, Precinct 1		Brown Township, Precinct 1	
Election Day	206	Election Day	27
AVCB	0	AVCB	0
Total	206	Total	27
Charter Township of Filer, Precinct 1		Charter Township of Filer, Precinct 1	
Election Day	600	Election Day	87
AVCB	0	AVCB	0
Total	600	Total	87
Cleon Township, Precinct 1		Cleon Township, Precinct 1	
Election Day	168	Election Day	18

	AVCB	0	AVCB	0
	Total	168	Total	18
Dickson Township, Precinct 1			Dickson Township, Precinct 1	
	Election Day	247	Election Day	30
	AVCB	0	AVCB	0
	Total	247	Total	30
Manistee Township, Precinct 1			Manistee Township, Precinct 1	
	Election Day	529	Election Day	71
	AVCB	302	AVCB	51
	Total	831	Total	122
Maple Grove Township, Precinct 1			Maple Grove Township, Precinct 1	
	Election Day	284	Election Day	26
	AVCB	0	AVCB	0
	Total	284	Total	26
Marilla Township, Precinct 1			Marilla Township, Precinct 1	
	Election Day	102	Election Day	10
	AVCB	0	AVCB	0
	Total	102	Total	10
Norman Township, Precinct 1			Norman Township, Precinct 1	
	Election Day	387	Election Day	38
	AVCB	0	AVCB	0
	Total	387	Total	38
Onekama Township, Precinct 1			Onekama Township, Precinct 1	
	Election Day	510	Election Day	75
	AVCB	0	AVCB	0
	Total	510	Total	75
Pleasanton Township, Precinct 1			Pleasanton Township, Precinct 1	
	Election Day	260	Election Day	30
	AVCB	0	AVCB	0
	Total	260	Total	30
Springdale Township, Precinct 1			Springdale Township, Precinct 1	
	Election Day	177	Election Day	20
	AVCB	0	AVCB	0

Total	177	Total	20
Stronach Township, Precinct 1		Stronach Township, Precinct 1	
Election Day	220	Election Day	26
AVCB	0	AVCB	0
Total	220	Total	26
Manistee County Michigan - Total	6,284	Manistee County Michigan - Total	837
<b>Cumulative</b>		<b>Cumulative</b>	
Cumulative		Cumulative	
Election Day	0	Election Day	0
AVCB	0	AVCB	0
Total	0	Total	0
Cumulative - Total	0	Cumulative - Total	0
Manistee County - Total	6,284	Manistee County - Total	837

**D35 State Senate (D)**  
**DEM**

Precinct	Times Cast	Precinct	Mike Tailland (DEM)	Unresolved Write-In
<b>Manistee County</b>		<b>Manistee County</b>		
<b>Manistee County Michigan</b>		<b>Manistee County Michigan</b>		
City of Manistee, Precinct 1		City of Manistee, Precinct 1		
Election Day	417	Election Day	169	3
AVCB	417	AVCB	131	0
Total	834	Total	300	3
City of Manistee, Precinct 2		City of Manistee, Precinct 2		
Election Day	376	Election Day	156	1
AVCB	219	AVCB	82	0
Total	595	Total	238	1
Arcadia Township, Precinct 1		Arcadia Township, Precinct 1		
Election Day	360	Election Day	63	0
AVCB	0	AVCB	0	0
Total	360	Total	63	0
Bear Lake Township, Precinct 1		Bear Lake Township, Precinct 1		
Election Day	503	Election Day	110	0
AVCB	0	AVCB	0	0
Total	503	Total	110	0
Brown Township, Precinct 1		Brown Township, Precinct 1		
Election Day	206	Election Day	63	0
AVCB	0	AVCB	0	0
Total	206	Total	63	0
Charter Township of Filer, Precinct 1		Charter Township of Filer, Precinct 1		
Election Day	600	Election Day	212	1
AVCB	0	AVCB	0	0
Total	600	Total	212	1
Cleon Township, Precinct 1		Cleon Township, Precinct 1		
Election Day	168			



	AVCB	0	Election Day	50	0
	Total	168	AVCB	0	0
Dickson Township, Precinct 1			Total	50	0
	Election Day	247	Dickson Township, Precinct 1		
	AVCB	0	Election Day	86	2
	Total	247	AVCB	0	0
Manistee Township, Precinct 1			Total	86	2
	Election Day	529	Manistee Township, Precinct 1		
	AVCB	302	Election Day	195	2
	Total	831	AVCB	116	0
Maple Grove Township, Precinct 1			Total	311	2
	Election Day	284	Maple Grove Township, Precinct 1		
	AVCB	0	Election Day	66	0
	Total	284	AVCB	0	0
Marilla Township, Precinct 1			Total	66	0
	Election Day	102	Marilla Township, Precinct 1		
	AVCB	0	Election Day	24	0
	Total	102	AVCB	0	0
Norman Township, Precinct 1			Total	24	0
	Election Day	387	Norman Township, Precinct 1		
	AVCB	0	Election Day	102	1
	Total	387	AVCB	0	0
Onekama Township, Precinct 1			Total	102	1
	Election Day	510	Onekama Township, Precinct 1		
	AVCB	0	Election Day	153	2
	Total	510	AVCB	0	0
Pleasanton Township, Precinct 1			Total	153	2
	Election Day	260	Pleasanton Township, Precinct 1		
	AVCB	0	Election Day	80	0
	Total	260	AVCB	0	0
Springdale Township, Precinct 1			Total	80	0
	Election Day	177	Springdale Township, Precinct 1		
	AVCB	0			

Total	177	Election Day	39	0
Stronach Township, Precinct 1		AVCB	0	0
		Total	39	0
Election Day	220	Stronach Township, Precinct 1		
AVCB	0			
Total	220	Election Day	75	0
Manistee County Michigan - Total	6,284	AVCB	0	0
<b>Cumulative</b>		Total	75	0
Cumulative		Manistee County Michigan - Total	1,972	12
Election Day	0	<b>Cumulative</b>		
AVCB	0	Cumulative		
Total	0	Election Day	0	0
Cumulative - Total	0	AVCB	0	0
Manistee County - Total	6,284	Total	0	0
		Cumulative - Total	0	0
		Manistee County - Total	1,972	12

# D101 Representative (D)

## DEM

Precinct	Times Cast	Precinct	Edward Hoogterp (DEM)	Kathy Wiejaczka (DEM)	Unresolved Write-In
<b>Manistee County</b>		<b>Manistee County</b>			
<b>Manistee County Michigan</b>		<b>Manistee County Michigan</b>			
City of Manistee, Precinct 1		City of Manistee, Precinct 1			
Election Day	417	Election Day	20	181	0
AVCB	417	AVCB	21	138	0
Total	834	Total	41	319	0
City of Manistee, Precinct 2		City of Manistee, Precinct 2			
Election Day	376	Election Day	13	172	1
AVCB	219	AVCB	4	94	0
Total	595	Total	17	266	1
Arcadia Township, Precinct 1		Arcadia Township, Precinct 1			
Election Day	360	Election Day	10	65	0
AVCB	0	AVCB	0	0	0
Total	360	Total	10	65	0
Bear Lake Township, Precinct 1		Bear Lake Township, Precinct 1			
Election Day	503	Election Day	7	113	3
AVCB	0	AVCB	0	0	0
Total	503	Total	7	113	3
Brown Township, Precinct 1		Brown Township, Precinct 1			
Election Day	206	Election Day	5	63	0
AVCB	0	AVCB	0	0	0
Total	206	Total	5	63	0
Charter Township of Filer, Precinct 1		Charter Township of Filer, Precinct 1			
Election Day	600	Election Day	16	231	1
AVCB	0	AVCB	0	0	0
Total	600	Total	16	231	1
Cleon Township, Precinct 1		Cleon Township, Precinct 1			
Election Day	168	Election Day			

	AVCB	0	Election Day	15	37	0
	Total	168	AVCB	0	0	0
Dickson Township, Precinct 1			Total	15	37	0
	Election Day	247	Dickson Township, Precinct 1			
	AVCB	0	Election Day	8	90	0
	Total	247	AVCB	0	0	0
Manistee Township, Precinct 1			Total	8	90	0
	Election Day	529	Manistee Township, Precinct 1			
	AVCB	302	Election Day	32	191	1
	Total	831	AVCB	17	112	1
Maple Grove Township, Precinct 1			Total	49	303	2
	Election Day	284	Maple Grove Township, Precinct 1			
	AVCB	0	Election Day	15	64	0
	Total	284	AVCB	0	0	0
Marilla Township, Precinct 1			Total	15	64	0
	Election Day	102	Marilla Township, Precinct 1			
	AVCB	0	Election Day	4	24	0
	Total	102	AVCB	0	0	0
Norman Township, Precinct 1			Total	4	24	0
	Election Day	387	Norman Township, Precinct 1			
	AVCB	0	Election Day	10	106	0
	Total	387	AVCB	0	0	0
Onekama Township, Precinct 1			Total	10	106	0
	Election Day	510	Onekama Township, Precinct 1			
	AVCB	0	Election Day	20	164	1
	Total	510	AVCB	0	0	0
Pleasanton Township, Precinct 1			Total	20	164	1
	Election Day	260	Pleasanton Township, Precinct 1			
	AVCB	0	Election Day	7	74	2
	Total	260	AVCB	0	0	0
Springdale Township, Precinct 1			Total	7	74	2
	Election Day	177	Springdale Township, Precinct 1			
	AVCB	0				

Total	177	Election Day	5	45	0
Stronach Township, Precinct 1		AVCB	0	0	0
		Total	5	45	0
Election Day	220	Stronach Township, Precinct 1			
AVCB	0				
Total	220	Election Day	19	62	1
Manistee County Michigan - Total	6,284	AVCB	0	0	0
Cumulative		Total	19	62	1
Cumulative		Manistee County Michigan - Total	248	2,026	11
Election Day	0	Cumulative			
AVCB	0	Cumulative			
Total	0	Election Day	0	0	0
Cumulative - Total	0	AVCB	0	0	0
Manistee County - Total	6,284	Total	0	0	0
		Cumulative - Total	0	0	0
		Manistee County - Total	248	2,026	11

**Governor (L)**  
**LIB**

Precinct	Times Cast	Precinct	Bill Gelineau (LIB)	John J. Tatar (LIB)	Unresolved Write-In
<b>Manistee County</b>		<b>Manistee County</b>			
<b>Manistee County Michigan</b>		<b>Manistee County Michigan</b>			
City of Manistee, Precinct 1		City of Manistee, Precinct 1			
Election Day	417	Election Day	2	0	0
AVCB	417	AVCB	0	0	0
Total	834	Total	2	0	0
City of Manistee, Precinct 2		City of Manistee, Precinct 2			
Election Day	376	Election Day	1	0	0
AVCB	219	AVCB	0	0	0
Total	595	Total	1	0	0
Arcadia Township, Precinct 1		Arcadia Township, Precinct 1			
Election Day	360	Election Day	1	0	0
AVCB	0	AVCB	0	0	0
Total	360	Total	1	0	0
Bear Lake Township, Precinct 1		Bear Lake Township, Precinct 1			
Election Day	503	Election Day	0	0	0
AVCB	0	AVCB	0	0	0
Total	503	Total	0	0	0
Brown Township, Precinct 1		Brown Township, Precinct 1			
Election Day	206	Election Day	0	0	0
AVCB	0	AVCB	0	0	0
Total	206	Total	0	0	0
Charter Township of Filer, Precinct 1		Charter Township of Filer, Precinct 1			
Election Day	600	Election Day	0	0	0
AVCB	0	AVCB	0	0	0
Total	600	Total	0	0	0
Cleon Township, Precinct 1		Cleon Township, Precinct 1			
Election Day	168	Election Day	0	0	0

	AVCB	0	Election Day	0	0	0
	Total	168	AVCB	0	0	0
Dickson Township, Precinct 1			Total	0	0	0
	Election Day	247	Dickson Township, Precinct 1			
	AVCB	0	Election Day	0	0	0
	Total	247	AVCB	0	0	0
Manistee Township, Precinct 1			Total	0	0	0
	Election Day	529	Manistee Township, Precinct 1			
	AVCB	302	Election Day	2	2	0
	Total	831	AVCB	0	0	0
Maple Grove Township, Precinct 1			Total	2	2	0
	Election Day	284	Maple Grove Township, Precinct 1			
	AVCB	0	Election Day	0	2	0
	Total	284	AVCB	0	0	0
Marilla Township, Precinct 1			Total	0	2	0
	Election Day	102	Marilla Township, Precinct 1			
	AVCB	0	Election Day	0	0	0
	Total	102	AVCB	0	0	0
Norman Township, Precinct 1			Total	0	0	0
	Election Day	387	Norman Township, Precinct 1			
	AVCB	0	Election Day	1	1	0
	Total	387	AVCB	0	0	0
Onekama Township, Precinct 1			Total	1	1	0
	Election Day	510	Onekama Township, Precinct 1			
	AVCB	0	Election Day	1	0	0
	Total	510	AVCB	0	0	0
Pleasanton Township, Precinct 1			Total	1	0	0
	Election Day	260	Pleasanton Township, Precinct 1			
	AVCB	0	Election Day	0	0	0
	Total	260	AVCB	0	0	0
Springdale Township, Precinct 1			Total	0	0	0
	Election Day	177	Springdale Township, Precinct 1			
	AVCB	0	Election Day	0	0	0

Total	177	Election Day	1	0	0
Stronach Township, Precinct 1		AVCB	0	0	0
		Total	1	0	0
Election Day	220	Stronach Township, Precinct 1			
AVCB	0				
Total	220	Election Day	0	0	0
Manistee County Michigan - Total	6,284	AVCB	0	0	0
<b>Cumulative</b>		Total	0	0	0
Cumulative		Manistee County Michigan - Total	9	5	0
Election Day	0	<b>Cumulative</b>			
AVCB	0	Cumulative			
Total	0	Election Day	0	0	0
Cumulative - Total	0	AVCB	0	0	0
Manistee County - Total	6,284	Total	0	0	0
		Cumulative - Total	0	0	0
		Manistee County - Total	9	5	0



**US Senate (L)**  
**LIB**

Precinct	Times Cast	Precinct	Unresolved Write-In
<b>Manistee County</b>		<b>Manistee County</b>	
<b>Manistee County Michigan</b>		<b>Manistee County Michigan</b>	
City of Manistee, Precinct 1		City of Manistee, Precinct 1	
Election Day	417	Election Day	0
AVCB	417	AVCB	0
Total	834	Total	0
City of Manistee, Precinct 2		City of Manistee, Precinct 2	
Election Day	376	Election Day	0
AVCB	219	AVCB	0
Total	595	Total	0
Arcadia Township, Precinct 1		Arcadia Township, Precinct 1	
Election Day	360	Election Day	0
AVCB	0	AVCB	0
Total	360	Total	0
Bear Lake Township, Precinct 1		Bear Lake Township, Precinct 1	
Election Day	503	Election Day	0
AVCB	0	AVCB	0
Total	503	Total	0
Brown Township, Precinct 1		Brown Township, Precinct 1	
Election Day	206	Election Day	0
AVCB	0	AVCB	0
Total	206	Total	0
Charter Township of Filer, Precinct 1		Charter Township of Filer, Precinct 1	
Election Day	600	Election Day	0
AVCB	0	AVCB	0
Total	600	Total	0
Cleon Township, Precinct 1		Cleon Township, Precinct 1	
Election Day	168	Election Day	0

	AVCB	0	AVCB	0
	Total	168	Total	0
Dickson Township, Precinct 1			Dickson Township, Precinct 1	
	Election Day	247	Election Day	0
	AVCB	0	AVCB	0
	Total	247	Total	0
Manistee Township, Precinct 1			Manistee Township, Precinct 1	
	Election Day	529	Election Day	0
	AVCB	302	AVCB	0
	Total	831	Total	0
Maple Grove Township, Precinct 1			Maple Grove Township, Precinct 1	
	Election Day	284	Election Day	0
	AVCB	0	AVCB	0
	Total	284	Total	0
Marilla Township, Precinct 1			Marilla Township, Precinct 1	
	Election Day	102	Election Day	0
	AVCB	0	AVCB	0
	Total	102	Total	0
Norman Township, Precinct 1			Norman Township, Precinct 1	
	Election Day	387	Election Day	0
	AVCB	0	AVCB	0
	Total	387	Total	0
Onekama Township, Precinct 1			Onekama Township, Precinct 1	
	Election Day	510	Election Day	1
	AVCB	0	AVCB	0
	Total	510	Total	1
Pleasanton Township, Precinct 1			Pleasanton Township, Precinct 1	
	Election Day	260	Election Day	0
	AVCB	0	AVCB	0
	Total	260	Total	0
Springdale Township, Precinct 1			Springdale Township, Precinct 1	
	Election Day	177	Election Day	1
	AVCB	0	AVCB	0

Total	177	Total	1
Stronach Township, Precinct 1		Stronach Township, Precinct 1	
Election Day	220	Election Day	0
AVCB	0	AVCB	0
Total	220	Total	0
Manistee County Michigan - Total	6,284	Manistee County Michigan - Total	2
<b>Cumulative</b>		<b>Cumulative</b>	
Cumulative		Cumulative	
Election Day	0	Election Day	0
AVCB	0	AVCB	0
Total	0	Total	0
Cumulative - Total	0	Cumulative - Total	0
Manistee County - Total	6,284	Manistee County - Total	2

# D1 Congressional (L)

## LIB

Precinct	Times Cast	Precinct	Unresolved Write-In
<b>Manistee County</b>		<b>Manistee County</b>	
<b>Manistee County Michigan</b>		<b>Manistee County Michigan</b>	
City of Manistee, Precinct 1		City of Manistee, Precinct 1	
Election Day	417	Election Day	0
AVCB	417	AVCB	0
Total	834	Total	0
City of Manistee, Precinct 2		City of Manistee, Precinct 2	
Election Day	376	Election Day	0
AVCB	219	AVCB	0
Total	595	Total	0
Arcadia Township, Precinct 1		Arcadia Township, Precinct 1	
Election Day	360	Election Day	0
AVCB	0	AVCB	0
Total	360	Total	0
Bear Lake Township, Precinct 1		Bear Lake Township, Precinct 1	
Election Day	503	Election Day	0
AVCB	0	AVCB	0
Total	503	Total	0
Brown Township, Precinct 1		Brown Township, Precinct 1	
Election Day	206	Election Day	0
AVCB	0	AVCB	0
Total	206	Total	0
Charter Township of Filer, Precinct 1		Charter Township of Filer, Precinct 1	
Election Day	600	Election Day	0
AVCB	0	AVCB	0
Total	600	Total	0
Cleon Township, Precinct 1		Cleon Township, Precinct 1	
Election Day	168	Election Day	0

	AVCB	0	AVCB	0
	Total	168	Total	0
Dickson Township, Precinct 1			Dickson Township, Precinct 1	
	Election Day	247	Election Day	0
	AVCB	0	AVCB	0
	Total	247	Total	0
Manistee Township, Precinct 1			Manistee Township, Precinct 1	
	Election Day	529	Election Day	0
	AVCB	302	AVCB	0
	Total	831	Total	0
Maple Grove Township, Precinct 1			Maple Grove Township, Precinct 1	
	Election Day	284	Election Day	0
	AVCB	0	AVCB	0
	Total	284	Total	0
Marilla Township, Precinct 1			Marilla Township, Precinct 1	
	Election Day	102	Election Day	0
	AVCB	0	AVCB	0
	Total	102	Total	0
Norman Township, Precinct 1			Norman Township, Precinct 1	
	Election Day	387	Election Day	0
	AVCB	0	AVCB	0
	Total	387	Total	0
Onekama Township, Precinct 1			Onekama Township, Precinct 1	
	Election Day	510	Election Day	1
	AVCB	0	AVCB	0
	Total	510	Total	1
Pleasanton Township, Precinct 1			Pleasanton Township, Precinct 1	
	Election Day	260	Election Day	0
	AVCB	0	AVCB	0
	Total	260	Total	0
Springdale Township, Precinct 1			Springdale Township, Precinct 1	
	Election Day	177	Election Day	1
	AVCB	0	AVCB	0

Total	177	Total	1
Stronach Township, Precinct 1		Stronach Township, Precinct 1	
Election Day	220	Election Day	0
AVCB	0	AVCB	0
Total	220	Total	0
Manistee County Michigan - Total	6,284	Manistee County Michigan - Total	2
<b>Cumulative</b>		<b>Cumulative</b>	
Cumulative		Cumulative	
Election Day	0	Election Day	0
AVCB	0	AVCB	0
Total	0	Total	0
Cumulative - Total	0	Cumulative - Total	0
Manistee County - Total	6,284	Manistee County - Total	2

**D35 State Senate (L)**  
**LIB**

Precinct	Times Cast	Precinct	Timothy Coon (LIB)	Unresolved Write-In
<b>Manistee County</b>		<b>Manistee County</b>		
<b>Manistee County Michigan</b>		<b>Manistee County Michigan</b>		
City of Manistee, Precinct 1		City of Manistee, Precinct 1		
Election Day	417	Election Day	0	0
AVCB	417	AVCB	0	0
Total	834	Total	0	0
City of Manistee, Precinct 2		City of Manistee, Precinct 2		
Election Day	376	Election Day	1	0
AVCB	219	AVCB	0	0
Total	595	Total	1	0
Arcadia Township, Precinct 1		Arcadia Township, Precinct 1		
Election Day	360	Election Day	1	0
AVCB	0	AVCB	0	0
Total	360	Total	1	0
Bear Lake Township, Precinct 1		Bear Lake Township, Precinct 1		
Election Day	503	Election Day	0	0
AVCB	0	AVCB	0	0
Total	503	Total	0	0
Brown Township, Precinct 1		Brown Township, Precinct 1		
Election Day	206	Election Day	0	0
AVCB	0	AVCB	0	0
Total	206	Total	0	0
Charter Township of Filer, Precinct 1		Charter Township of Filer, Precinct 1		
Election Day	600	Election Day	0	0
AVCB	0	AVCB	0	0
Total	600	Total	0	0
Cleon Township, Precinct 1		Cleon Township, Precinct 1		
Election Day	168	Election Day	0	0

	AVCB	0	Election Day	0	0
	Total	168	AVCB	0	0
Dickson Township, Precinct 1			Total	0	0
	Election Day	247	Dickson Township, Precinct 1		
	AVCB	0	Election Day	0	0
	Total	247	AVCB	0	0
Manistee Township, Precinct 1			Total	0	0
	Election Day	529	Manistee Township, Precinct 1		
	AVCB	302	Election Day	4	0
	Total	831	AVCB	0	0
Maple Grove Township, Precinct 1			Total	4	0
	Election Day	284	Maple Grove Township, Precinct 1		
	AVCB	0	Election Day	2	0
	Total	284	AVCB	0	0
Marilla Township, Precinct 1			Total	2	0
	Election Day	102	Marilla Township, Precinct 1		
	AVCB	0	Election Day	0	0
	Total	102	AVCB	0	0
Norman Township, Precinct 1			Total	0	0
	Election Day	387	Norman Township, Precinct 1		
	AVCB	0	Election Day	1	0
	Total	387	AVCB	0	0
Onekama Township, Precinct 1			Total	1	0
	Election Day	510	Onekama Township, Precinct 1		
	AVCB	0	Election Day	1	0
	Total	510	AVCB	0	0
Pleasanton Township, Precinct 1			Total	1	0
	Election Day	260	Pleasanton Township, Precinct 1		
	AVCB	0	Election Day	0	0
	Total	260	AVCB	0	0
Springdale Township, Precinct 1			Total	0	0
	Election Day	177	Springdale Township, Precinct 1		
	AVCB	0	Election Day	0	0



	Total	177	Election Day	1	0
Stronach Township, Precinct 1			AVCB	0	0
			Total	1	0
	Election Day	220	Stronach Township, Precinct 1		
	AVCB	0			
	Total	220	Election Day	0	0
Manistee County Michigan - Total	6,284		AVCB	0	0
			Total	0	0
<b>Cumulative</b>			Manistee County Michigan - Total	11	0
Cumulative			<b>Cumulative</b>		
	Election Day	0	Cumulative		
	AVCB	0			
	Total	0	Election Day	0	0
Cumulative - Total	0		AVCB	0	0
Manistee County - Total	6,284		Total	0	0
			Cumulative - Total	0	0
			Manistee County - Total	11	0

# D101 Representative (L)

## LIB

Precinct	Times Cast	Precinct	Unresolved Write-In
<b>Manistee County</b>		<b>Manistee County</b>	
<b>Manistee County Michigan</b>		<b>Manistee County Michigan</b>	
City of Manistee, Precinct 1		City of Manistee, Precinct 1	
Election Day	417	Election Day	0
AVCB	417	AVCB	0
Total	834	Total	0
City of Manistee, Precinct 2		City of Manistee, Precinct 2	
Election Day	376	Election Day	0
AVCB	219	AVCB	0
Total	595	Total	0
Arcadia Township, Precinct 1		Arcadia Township, Precinct 1	
Election Day	360	Election Day	0
AVCB	0	AVCB	0
Total	360	Total	0
Bear Lake Township, Precinct 1		Bear Lake Township, Precinct 1	
Election Day	503	Election Day	0
AVCB	0	AVCB	0
Total	503	Total	0
Brown Township, Precinct 1		Brown Township, Precinct 1	
Election Day	206	Election Day	0
AVCB	0	AVCB	0
Total	206	Total	0
Charter Township of Filer, Precinct 1		Charter Township of Filer, Precinct 1	
Election Day	600	Election Day	0
AVCB	0	AVCB	0
Total	600	Total	0
Cleon Township, Precinct 1		Cleon Township, Precinct 1	
Election Day	168	Election Day	0

	AVCB	0	AVCB	0
	Total	168	Total	0
Dickson Township, Precinct 1			Dickson Township, Precinct 1	
	Election Day	247	Election Day	0
	AVCB	0	AVCB	0
	Total	247	Total	0
Manistee Township, Precinct 1			Manistee Township, Precinct 1	
	Election Day	529	Election Day	0
	AVCB	302	AVCB	0
	Total	831	Total	0
Maple Grove Township, Precinct 1			Maple Grove Township, Precinct 1	
	Election Day	284	Election Day	0
	AVCB	0	AVCB	0
	Total	284	Total	0
Marilla Township, Precinct 1			Marilla Township, Precinct 1	
	Election Day	102	Election Day	0
	AVCB	0	AVCB	0
	Total	102	Total	0
Norman Township, Precinct 1			Norman Township, Precinct 1	
	Election Day	387	Election Day	0
	AVCB	0	AVCB	0
	Total	387	Total	0
Onekama Township, Precinct 1			Onekama Township, Precinct 1	
	Election Day	510	Election Day	1
	AVCB	0	AVCB	0
	Total	510	Total	1
Pleasanton Township, Precinct 1			Pleasanton Township, Precinct 1	
	Election Day	260	Election Day	0
	AVCB	0	AVCB	0
	Total	260	Total	0
Springdale Township, Precinct 1			Springdale Township, Precinct 1	
	Election Day	177	Election Day	1
	AVCB	0	AVCB	0

Total	177	Total	1
Stronach Township, Precinct 1		Stronach Township, Precinct 1	
Election Day	220	Election Day	0
AVCB	0	AVCB	0
Total	220	Total	0
Manistee County Michigan - Total	6,284	Manistee County Michigan - Total	2
<b>Cumulative</b>		<b>Cumulative</b>	
Cumulative		Cumulative	
Election Day	0	Election Day	0
AVCB	0	AVCB	0
Total	0	Total	0
Cumulative - Total	0	Cumulative - Total	0
Manistee County - Total	6,284	Manistee County - Total	2

## WRITE-IN VOTE COUNT

<b>MANISTEE COUNTY</b>	<b>Rep in Congress – 1<sup>st</sup> District</b>
	<b>Matthew Morgan</b>
City of Manistee Precinct 1	62
City of Manistee Precinct 2	24
City of Manistee AVCB	142
Arcadia Township	24
Bear Lake Township	30
Brown Township	24
Cleon Township	14
Dickson Township	30
Charter Township of Filer	77
Manistee Township	41
Manistee Township AVCB	50
Maple Grove Township	16
Marilla Township	8
Norman Township	25
Onekama Township	64
Pleasanton Township	27
Springdale Township	16
Stronach Township	20
<b>TOTAL</b>	<b>694</b>

Precinct	Registered Voters	Cards Cast	Voters Cast	% Turnout
<b>Marquette County</b>				
<b>Marquette County Michigan</b>				
Champion Township, Precinct 1	213	56	56	26.29%
Chocolay Township, Precinct 1	2,434	826	826	33.94%
Chocolay Township, Precinct 2	2,354	892	892	37.89%
City of Ishpeming, Precinct 1	2,326	495	495	21.28%
City of Ishpeming, Precinct 2	2,690	490	490	18.22%
City of Marquette, Precinct 1	1,984	584	584	29.44%
City of Marquette, Precinct 2	2,071	712	712	34.38%
City of Marquette, Precinct 3	1,563	591	591	37.81%
City of Marquette, Precinct 4	1,774	560	560	31.57%
City of Marquette, Precinct 5	1,739	584	584	33.58%
City of Marquette, Precinct 6	2,045	396	396	19.36%
City of Marquette, Precinct 7	2,232	792	792	35.48%
City of Negaunee, Precinct 1	1,873	411	411	21.94%
City of Negaunee, Precinct 2	1,878	434	434	23.11%
Ely Township, Precinct 1	1,637	390	390	23.82%
Ewing Township, Precinct 1	111	44	44	39.64%
Forsyth Township, Precinct 1	2,412	749	749	31.05%
Forsyth Township, Precinct 2	778	247	247	31.75%
Forsyth Township, Precinct 3	1,342	217	217	16.17%
Humboldt Township, Precinct 1	367	133	133	36.24%
Ishpeming Township, Precinct 1	1,387	330	330	23.79%
Ishpeming Township, Precinct 2	1,401	327	327	23.34%
Marquette Township, Precinct 1	2,314	713	713	30.81%
Marquette Township, Precinct 2	1,108	371	371	33.48%
Michigamme Township, Precinct 1	293	113	113	38.57%
Negaunee Township, Precinct 1	2,582	706	706	27.34%
Powell Township, Precinct 1	490	176	176	35.92%
Powell Township, Precinct 2	216	81	81	37.50%
Republic Township, Precinct 1	878	312	312	35.54%
Richmond Township, Precinct 1	611	161	161	26.35%
Sands Township, Precinct 1	1,868	490	490	26.23%
Skandia Township, Precinct 1	667	172	172	25.79%
Tilden Township, Precinct 1	814	218	218	26.78%
Turin Township, Precinct 1	92	38	38	41.30%
Wells Township, Precinct 1	162	45	45	27.78%
West Branch Township, Precinct 1	1,462	300	300	20.52%
Marquette County Michigan - Total	50,168	14,156	14,156	28.22%
Marquette County - Total	50,168	14,156	14,156	28.22%

# Governor (R)

## REP

Precinct	Times Cast	Registered Voters	Precinct	Brian Cailey (REP)	Patrick Colbeck (REP)	Jim Hines (REP)	Bill Schuette (REP)	Total Votes	Unresolved Write-In
<b>Marquette County</b>			<b>Marquette County</b>						
<b>Marquette County Michigan</b>			<b>Marquette County Michigan</b>						
Champion Township, Precinct 1	56	213	Champion Township, Precinct 1	2	0	3	9	14	0
Chocolay Township, Precinct 1	826	2,434	Chocolay Township, Precinct 1	79	26	61	181	347	0
Chocolay Township, Precinct 2	892	2,354	Chocolay Township, Precinct 2	88	24	69	169	350	0
City of Ishpeming, Precinct 1	495	2,326	City of Ishpeming, Precinct 1	29	18	29	101	177	0
City of Ishpeming, Precinct 2	490	2,690	City of Ishpeming, Precinct 2	27	14	33	80	154	0
City of Marquette, Precinct 1	584	1,984	City of Marquette, Precinct 1	52	13	45	117	227	0
City of Marquette, Precinct 2	712	2,071	City of Marquette, Precinct 2	42	7	44	127	220	0
City of Marquette, Precinct 3	591	1,563	City of Marquette, Precinct 3	52	6	32	82	172	0
City of Marquette, Precinct 4	560	1,774	City of Marquette, Precinct 4	26	5	19	74	124	0
City of Marquette, Precinct 5	584	1,739	City of Marquette, Precinct 5	19	11	12	56	98	0
City of Marquette, Precinct 6	396	2,045	City of Marquette, Precinct 6	23	4	15	52	95	1
City of Marquette, Precinct 7	792	2,232	City of Marquette, Precinct 7	36	11	24	80	152	1
City of Negaunee, Precinct 1	411	1,873	City of Negaunee, Precinct 1	30	9	25	62	127	1
City of Negaunee, Precinct 2	434	1,878	City of Negaunee, Precinct 2	25	14	21	67	127	0
Ely Township, Precinct 1	390	1,637	Ely Township, Precinct 1	28	11	47	78	164	0
Ewing Township, Precinct 1	44	111	Ewing Township, Precinct 1	4	0	4	16	24	0
Forsyth Township, Precinct 1	749	2,412	Forsyth Township, Precinct 1	67	20	82	158	327	0
Forsyth Township, Precinct 2	247	778	Forsyth Township, Precinct 2	15	15	42	59	131	0
Forsyth Township, Precinct 3	217	1,342	Forsyth Township, Precinct 3	14	17	27	54	112	0
Humboldt Township, Precinct 1	133	367	Humboldt Township, Precinct 1	13	5	11	29	58	0
Ishpeming Township, Precinct 1	330	1,387	Ishpeming Township, Precinct 1	29	4	39	58	130	0
Ishpeming Township, Precinct 2	327	1,401	Ishpeming Township, Precinct 2	24	12	18	53	107	0
Marquette Township, Precinct 1	713	2,314	Marquette Township, Precinct 1	31	15	32	139	217	0
Marquette Township, Precinct 2	371	1,108	Marquette Township, Precinct 2	35	12	26	77	150	0
Michigamme Township, Precinct 1	113	293	Michigamme Township, Precinct 1	10	3	11	31	55	0
Negaunee Township, Precinct 1	706	2,582	Negaunee Township, Precinct 1	45	28	43	139	256	1
Powell Township, Precinct 1	176	490	Powell Township, Precinct 1	11	4	11	34	60	0
Powell Township, Precinct 2	81	216	Powell Township, Precinct 2	3	1	6	20	30	0
Republic Township, Precinct 1	312	878	Republic Township, Precinct 1	19	13	32	60	124	0
Richmond Township, Precinct 1	161	611	Richmond Township, Precinct 1	5	5	5	19	34	0
Sands Township, Precinct 1	490	1,868	Sands Township, Precinct 1	51	16	31	116	215	1
Skandia Township, Precinct 1	172	667	Skandia Township, Precinct 1	16	3	8	45	72	0
Tilden Township, Precinct 1	218	814	Tilden Township, Precinct 1	17	9	14	48	89	1
Turin Township, Precinct 1	38	92	Turin Township, Precinct 1	6	3	4	4	17	0
Wells Township, Precinct 1	45	162	Wells Township, Precinct 1	1	1	12	10	24	0
West Branch Township, Precinct 1	300	1,462	West Branch Township, Precinct 1	29	10	21	75	137	2
<b>Marquette County Michigan - Total</b>	<b>14,156</b>	<b>50,168</b>	<b>Marquette County Michigan - Total</b>	<b>1,003</b>	<b>369</b>	<b>958</b>	<b>2,579</b>	<b>4,917</b>	<b>8</b>
<b>Marquette County - Total</b>	<b>14,156</b>	<b>50,168</b>	<b>Marquette County - Total</b>	<b>1,003</b>	<b>369</b>	<b>958</b>	<b>2,579</b>	<b>4,917</b>	<b>8</b>

# US Senate (R) REP

Precinct	Times Cast	Registered Voters	Precinct	John James (REP)	Sandy Pensler (REP)	Total Votes	Unresolved Write-In
<b>Marquette County</b>			<b>Marquette County</b>				
<b>Marquette County Michigan</b>			<b>Marquette County Michigan</b>				
Champion Township, Precinct 1	56	213	Champion Township, Precinct 1	10	2	12	0
Chocolay Township, Precinct 1	826	2,434	Chocolay Township, Precinct 1	185	140	325	0
Chocolay Township, Precinct 2	892	2,354	Chocolay Township, Precinct 2	216	114	330	0
City of Ishpeming, Precinct 1	495	2,326	City of Ishpeming, Precinct 1	108	67	175	0
City of Ishpeming, Precinct 2	490	2,690	City of Ishpeming, Precinct 2	101	48	149	0
City of Marquette, Precinct 1	584	1,984	City of Marquette, Precinct 1	129	82	211	0
City of Marquette, Precinct 2	712	2,071	City of Marquette, Precinct 2	130	80	210	0
City of Marquette, Precinct 3	591	1,563	City of Marquette, Precinct 3	97	61	158	0
City of Marquette, Precinct 4	560	1,774	City of Marquette, Precinct 4	80	40	120	0
City of Marquette, Precinct 5	584	1,739	City of Marquette, Precinct 5	59	33	92	0
City of Marquette, Precinct 6	396	2,045	City of Marquette, Precinct 6	63	27	91	1
City of Marquette, Precinct 7	792	2,232	City of Marquette, Precinct 7	73	67	140	0
City of Negaunee, Precinct 1	411	1,873	City of Negaunee, Precinct 1	79	40	119	0
City of Negaunee, Precinct 2	434	1,878	City of Negaunee, Precinct 2	81	39	120	0
Ely Township, Precinct 1	390	1,637	Ely Township, Precinct 1	118	43	161	0
Ewing Township, Precinct 1	44	111	Ewing Township, Precinct 1	17	4	21	0
Forsyth Township, Precinct 1	749	2,412	Forsyth Township, Precinct 1	194	117	312	1
Forsyth Township, Precinct 2	247	778	Forsyth Township, Precinct 2	80	48	128	0
Forsyth Township, Precinct 3	217	1,342	Forsyth Township, Precinct 3	68	44	113	1
Humboldt Township, Precinct 1	133	367	Humboldt Township, Precinct 1	33	22	55	0
Ishpeming Township, Precinct 1	330	1,387	Ishpeming Township, Precinct 1	90	34	124	0
Ishpeming Township, Precinct 2	327	1,401	Ishpeming Township, Precinct 2	60	41	101	0
Marquette Township, Precinct 1	713	2,314	Marquette Township, Precinct 1	141	65	206	0
Marquette Township, Precinct 2	371	1,108	Marquette Township, Precinct 2	82	54	136	0
Michigamme Township, Precinct 1	113	293	Michigamme Township, Precinct 1	30	26	56	0
Negaunee Township, Precinct 1	706	2,582	Negaunee Township, Precinct 1	165	76	242	1
Powell Township, Precinct 1	176	490	Powell Township, Precinct 1	35	20	55	0
Powell Township, Precinct 2	81	216	Powell Township, Precinct 2	18	11	30	1
Republic Township, Precinct 1	312	878	Republic Township, Precinct 1	77	36	113	0
Richmond Township, Precinct 1	161	611	Richmond Township, Precinct 1	22	10	32	0
Sands Township, Precinct 1	490	1,868	Sands Township, Precinct 1	130	82	213	1
Skandia Township, Precinct 1	172	667	Skandia Township, Precinct 1	42	26	68	0
Tilden Township, Precinct 1	218	814	Tilden Township, Precinct 1	53	33	87	1
Turin Township, Precinct 1	38	92	Turin Township, Precinct 1	9	5	14	0
Wells Township, Precinct 1	45	162	Wells Township, Precinct 1	15	8	23	0
West Branch Township, Precinct 1	300	1,462	West Branch Township, Precinct 1	89	39	129	1
<b>Marquette County Michigan - Total</b>	<b>14,156</b>	<b>50,168</b>	<b>Marquette County Michigan - Total</b>	<b>2,979</b>	<b>1,684</b>	<b>4,671</b>	<b>8</b>
<b>Marquette County - Total</b>	<b>14,156</b>	<b>50,168</b>	<b>Marquette County - Total</b>	<b>2,979</b>	<b>1,684</b>	<b>4,671</b>	<b>8</b>



# D1 Congressional (R)

## REP

Precinct	Times Cast	Registered Voters	Precinct	Jack Bergman (REP)	Total Votes	Unresolved Write-In
<b>Marquette County</b>			<b>Marquette County</b>			
<b>Marquette County Michigan</b>			<b>Marquette County Michigan</b>			
Champion Township, Precinct 1	56	213	Champion Township, Precinct 1	13	13	0
Chocolay Township, Precinct 1	826	2,434	Chocolay Township, Precinct 1	312	314	2
Chocolay Township, Precinct 2	892	2,354	Chocolay Township, Precinct 2	323	325	2
City of Ishpeming, Precinct 1	495	2,326	City of Ishpeming, Precinct 1	163	163	0
City of Ishpeming, Precinct 2	490	2,690	City of Ishpeming, Precinct 2	145	145	0
City of Marquette, Precinct 1	584	1,984	City of Marquette, Precinct 1	209	210	1
City of Marquette, Precinct 2	712	2,071	City of Marquette, Precinct 2	206	207	1
City of Marquette, Precinct 3	591	1,563	City of Marquette, Precinct 3	159	161	2
City of Marquette, Precinct 4	560	1,774	City of Marquette, Precinct 4	111	111	0
City of Marquette, Precinct 5	584	1,739	City of Marquette, Precinct 5	91	93	2
City of Marquette, Precinct 6	396	2,045	City of Marquette, Precinct 6	91	92	1
City of Marquette, Precinct 7	792	2,232	City of Marquette, Precinct 7	137	139	2
City of Negaunee, Precinct 1	411	1,873	City of Negaunee, Precinct 1	112	112	0
City of Negaunee, Precinct 2	434	1,878	City of Negaunee, Precinct 2	121	121	0
Ely Township, Precinct 1	390	1,637	Ely Township, Precinct 1	152	153	1
Ewing Township, Precinct 1	44	111	Ewing Township, Precinct 1	23	23	0
Forsyth Township, Precinct 1	749	2,412	Forsyth Township, Precinct 1	307	309	2
Forsyth Township, Precinct 2	247	778	Forsyth Township, Precinct 2	125	127	2
Forsyth Township, Precinct 3	217	1,342	Forsyth Township, Precinct 3	101	102	1
Humboldt Township, Precinct 1	133	367	Humboldt Township, Precinct 1	53	53	0
Ishpeming Township, Precinct 1	330	1,387	Ishpeming Township, Precinct 1	121	121	0
Ishpeming Township, Precinct 2	327	1,401	Ishpeming Township, Precinct 2	98	99	1
Marquette Township, Precinct 1	713	2,314	Marquette Township, Precinct 1	200	200	0
Marquette Township, Precinct 2	371	1,108	Marquette Township, Precinct 2	130	130	0
Michigamme Township, Precinct 1	113	293	Michigamme Township, Precinct 1	52	52	0
Negaunee Township, Precinct 1	706	2,582	Negaunee Township, Precinct 1	235	236	1
Powell Township, Precinct 1	176	490	Powell Township, Precinct 1	56	56	0
Powell Township, Precinct 2	81	216	Powell Township, Precinct 2	28	29	1
Republic Township, Precinct 1	312	878	Republic Township, Precinct 1	111	111	0
Richmond Township, Precinct 1	161	611	Richmond Township, Precinct 1	29	29	0
Sands Township, Precinct 1	490	1,868	Sands Township, Precinct 1	203	204	1
Skandia Township, Precinct 1	172	667	Skandia Township, Precinct 1	67	67	0
Tilden Township, Precinct 1	218	814	Tilden Township, Precinct 1	78	79	1
Turin Township, Precinct 1	38	92	Turin Township, Precinct 1	16	16	0
Wells Township, Precinct 1	45	162	Wells Township, Precinct 1	22	22	0
West Branch Township, Precinct 1	300	1,462	West Branch Township, Precinct 1	122	123	1
Marquette County Michigan - Total	14,156	50,168	Marquette County Michigan - Total	4,522	4,547	25
Marquette County - Total	14,156	50,168	Marquette County - Total	4,522	4,547	25

# D38 State Senate (R) REP

Precinct	Times Cast	Registered Voters	Precinct	Mike Carey (REP)	Ed McBroom (REP)	Total Votes	Unresolved Write-In
<b>Marquette County</b>			<b>Marquette County</b>				
<b>Marquette County Michigan</b>			<b>Marquette County Michigan</b>				
Champion Township, Precinct 1	56	213	Champion Township, Precinct 1	8	5	13	0
Chocolay Township, Precinct 1	826	2,434	Chocolay Township, Precinct 1	133	202	335	0
Chocolay Township, Precinct 2	892	2,354	Chocolay Township, Precinct 2	116	219	335	0
City of Ishpeming, Precinct 1	495	2,326	City of Ishpeming, Precinct 1	37	137	174	0
City of Ishpeming, Precinct 2	490	2,690	City of Ishpeming, Precinct 2	45	107	152	0
City of Marquette, Precinct 1	584	1,984	City of Marquette, Precinct 1	63	154	217	0
City of Marquette, Precinct 2	712	2,071	City of Marquette, Precinct 2	87	129	216	0
City of Marquette, Precinct 3	591	1,563	City of Marquette, Precinct 3	62	108	170	0
City of Marquette, Precinct 4	560	1,774	City of Marquette, Precinct 4	39	80	119	0
City of Marquette, Precinct 5	584	1,739	City of Marquette, Precinct 5	31	65	96	0
City of Marquette, Precinct 6	396	2,045	City of Marquette, Precinct 6	33	59	92	0
City of Marquette, Precinct 7	792	2,232	City of Marquette, Precinct 7	55	92	147	0
City of Negaunee, Precinct 1	411	1,873	City of Negaunee, Precinct 1	42	78	121	1
City of Negaunee, Precinct 2	434	1,878	City of Negaunee, Precinct 2	40	82	122	0
Ely Township, Precinct 1	390	1,637	Ely Township, Precinct 1	53	106	159	0
Ewing Township, Precinct 1	44	111	Ewing Township, Precinct 1	4	19	23	0
Forsyth Township, Precinct 1	749	2,412	Forsyth Township, Precinct 1	110	212	322	0
Forsyth Township, Precinct 2	247	778	Forsyth Township, Precinct 2	34	97	131	0
Forsyth Township, Precinct 3	217	1,342	Forsyth Township, Precinct 3	38	71	110	1
Humboldt Township, Precinct 1	133	367	Humboldt Township, Precinct 1	13	45	58	0
Ishpeming Township, Precinct 1	330	1,387	Ishpeming Township, Precinct 1	56	72	128	0
Ishpeming Township, Precinct 2	327	1,401	Ishpeming Township, Precinct 2	33	70	104	1
Marquette Township, Precinct 1	713	2,314	Marquette Township, Precinct 1	71	139	210	0
Marquette Township, Precinct 2	371	1,108	Marquette Township, Precinct 2	51	90	141	0
Michigamme Township, Precinct 1	113	293	Michigamme Township, Precinct 1	15	42	57	0
Negaunee Township, Precinct 1	706	2,582	Negaunee Township, Precinct 1	86	169	255	0
Powell Township, Precinct 1	176	490	Powell Township, Precinct 1	24	35	59	0
Powell Township, Precinct 2	81	216	Powell Township, Precinct 2	14	16	30	0
Republic Township, Precinct 1	312	878	Republic Township, Precinct 1	57	63	120	0
Richmond Township, Precinct 1	161	611	Richmond Township, Precinct 1	9	22	31	0
Sands Township, Precinct 1	490	1,868	Sands Township, Precinct 1	69	140	210	1
Skandia Township, Precinct 1	172	667	Skandia Township, Precinct 1	16	54	70	0
Tilden Township, Precinct 1	218	814	Tilden Township, Precinct 1	28	55	84	1
Turin Township, Precinct 1	38	92	Turin Township, Precinct 1	5	13	18	0
Wells Township, Precinct 1	45	162	Wells Township, Precinct 1	8	16	24	0
West Branch Township, Precinct 1	300	1,462	West Branch Township, Precinct 1	35	94	131	2
<b>Marquette County Michigan - Total</b>	<b>14,156</b>	<b>50,168</b>	<b>Marquette County Michigan - Total</b>	<b>1,620</b>	<b>3,157</b>	<b>4,784</b>	<b>7</b>
<b>Marquette County - Total</b>	<b>14,156</b>	<b>50,168</b>	<b>Marquette County - Total</b>	<b>1,620</b>	<b>3,157</b>	<b>4,784</b>	<b>7</b>

# D109 Representative (R)

## REP

Precinct	Times Cast	Registered Voters	Precinct	Melody Wagner (REP)	Total Votes	Unresolved Write-In
<b>Marquette County</b>			<b>Marquette County</b>			
<b>Marquette County Michigan</b>			<b>Marquette County Michigan</b>			
Champion Township, Precinct 1	56	213	Champion Township, Precinct 1	9	9	0
Chocolay Township, Precinct 1	826	2,434	Chocolay Township, Precinct 1	286	286	0
Chocolay Township, Precinct 2	892	2,354	Chocolay Township, Precinct 2	295	297	2
City of Ishpeming, Precinct 1	495	2,326	City of Ishpeming, Precinct 1	149	150	1
City of Ishpeming, Precinct 2	490	2,690	City of Ishpeming, Precinct 2	130	130	0
City of Marquette, Precinct 1	584	1,984	City of Marquette, Precinct 1	170	170	0
City of Marquette, Precinct 2	712	2,071	City of Marquette, Precinct 2	180	180	0
City of Marquette, Precinct 3	591	1,563	City of Marquette, Precinct 3	140	141	1
City of Marquette, Precinct 4	560	1,774	City of Marquette, Precinct 4	99	100	1
City of Marquette, Precinct 5	584	1,739	City of Marquette, Precinct 5	81	82	1
City of Marquette, Precinct 6	396	2,045	City of Marquette, Precinct 6	75	76	1
City of Marquette, Precinct 7	792	2,232	City of Marquette, Precinct 7	109	110	1
City of Negaunee, Precinct 1	411	1,873	City of Negaunee, Precinct 1	101	102	1
City of Negaunee, Precinct 2	434	1,878	City of Negaunee, Precinct 2	110	110	0
Ely Township, Precinct 1	390	1,637	Ely Township, Precinct 1	133	133	0
Ewing Township, Precinct 1	44	111	Ewing Township, Precinct 1	16	16	0
Forsyth Township, Precinct 1	749	2,412	Forsyth Township, Precinct 1	272	273	1
Forsyth Township, Precinct 2	247	778	Forsyth Township, Precinct 2	115	119	4
Forsyth Township, Precinct 3	217	1,342	Forsyth Township, Precinct 3	101	101	0
Humboldt Township, Precinct 1	133	367	Humboldt Township, Precinct 1	51	51	0
Marquette Township, Precinct 1	713	2,314	Marquette Township, Precinct 1	176	178	2
Marquette Township, Precinct 2	371	1,108	Marquette Township, Precinct 2	114	115	1
Michigamme Township, Precinct 1	113	293	Michigamme Township, Precinct 1	43	43	0
Negaunee Township, Precinct 1	706	2,582	Negaunee Township, Precinct 1	214	214	0
Republic Township, Precinct 1	312	878	Republic Township, Precinct 1	99	99	0
Richmond Township, Precinct 1	161	611	Richmond Township, Precinct 1	25	25	0
Sands Township, Precinct 1	490	1,868	Sands Township, Precinct 1	175	177	2
Skandia Township, Precinct 1	172	667	Skandia Township, Precinct 1	63	63	0
Tilden Township, Precinct 1	218	814	Tilden Township, Precinct 1	70	71	1
Turin Township, Precinct 1	38	92	Turin Township, Precinct 1	12	12	0
Wells Township, Precinct 1	45	162	Wells Township, Precinct 1	20	20	0
West Branch Township, Precinct 1	300	1,462	West Branch Township, Precinct 1	100	102	2
<b>Marquette County Michigan - Total</b>	<b>13,242</b>	<b>46,674</b>	<b>Marquette County Michigan - Total</b>	<b>3,733</b>	<b>3,755</b>	<b>22</b>
<b>Marquette County - Total</b>	<b>13,242</b>	<b>46,674</b>	<b>Marquette County - Total</b>	<b>3,733</b>	<b>3,755</b>	<b>22</b>

## D110 Representative (R) REP

Precinct	Times Cast	Registered Voters	Precinct	Keith LaCasse (REP)	Gregory Markkanen (REP)	Kirk R. Schott (REP)	Brady J. Tervo (REP)	Total Votes	Unresolved Write-In
<b>Marquette County</b>			<b>Marquette County</b>						
<b>Marquette County Michigan</b>			<b>Marquette County Michigan</b>						
Ishpeming Township, Precinct 1	330	1,387	Ishpeming Township, Precinct 1	44	23	21	26	114	0
Ishpeming Township, Precinct 2	327	1,401	Ishpeming Township, Precinct 2	56	14	12	10	93	1
Powell Township, Precinct 1	176	490	Powell Township, Precinct 1	17	8	17	6	48	0
Powell Township, Precinct 2	81	216	Powell Township, Precinct 2	13	5	5	6	29	0
Marquette County Michigan - Total	914	3,494	Marquette County Michigan - Total	130	50	55	48	284	1
Marquette County - Total	914	3,494	Marquette County - Total	130	50	55	48	284	1

## D1 Commissioner (R)

Precinct	Times Cast	Registered Voter	Precinct	Total Votes	Unres
<b>Marquette County</b>			<b>Marquette County</b>		
<b>Marquette County Michigan</b>			<b>Marquette County Michigan</b>		
City of Marquette, Precinct 6	396	2,045	City of Marquette, Precinct 6	2	
City of Marquette, Precinct 7	792	2,232	City of Marquette, Precinct 7	8	
Marquette Township, Precinct 1	713	2,314	Marquette Township, Precinct 1	12	
Powell Township, Precinct 1	176	490	Powell Township, Precinct 1	5	
Powell Township, Precinct 2	81	216	Powell Township, Precinct 2	2	
Marquette County Michigan - Total	2,158	7,297	Marquette County Michigan - Total	29	
Marquette County - Total	2,158	7,297	Marquette County - Total	29	

## D2 Commissioner (R)

Precinct	Times Cast	Registered Voter	Precinct	Total Votes	Unres
<b>Marquette County</b>			<b>Marquette County</b>		
<b>Marquette County Michigan</b>			<b>Marquette County Michigan</b>		
Champion Township, Precinct 1	56	213	Champion Township, Precinct 1	3	
Ely Township, Precinct 1	390	1,637	Ely Township, Precinct 1	5	
Humboldt Township, Precinct 1	133	367	Humboldt Township, Precinct 1	1	
Ishpeming Township, Precinct 1	330	1,387	Ishpeming Township, Precinct 1	4	
Ishpeming Township, Precinct 2	327	1,401	Ishpeming Township, Precinct 2	2	
Michigamme Township, Precinct 1	113	293	Michigamme Township, Precinct 1	3	
Negaunee Township, Precinct 1	706	2,582	Negaunee Township, Precinct 1	8	
Republic Township, Precinct 1	312	878	Republic Township, Precinct 1	4	
Marquette County Michigan - Total	2,367	8,758	Marquette County Michigan - Total	30	
Marquette County - Total	2,367	8,758	Marquette County - Total	30	

**Governor (D)**  
**DEM**

Precinct	Times Cast	Registered Voters	Precinct	Abdul El-Sayed (DEM)	Shri Thanedar (DEM)	Gretchen Whitmer (DEM)	William Cobbs (WI) (DEM)	Total Votes	Unresolved Write-In
<b>Marquette County</b>			<b>Marquette County</b>						
<b>Marquette County Michigan</b>			<b>Marquette County Michigan</b>						
Champion Township, Precinct 1	56	213	Champion Township, Precinct 1	9	15	16	0	40	0
Chocolay Township, Precinct 1	826	2,434	Chocolay Township, Precinct 1	128	104	223	0	458	3
Chocolay Township, Precinct 2	892	2,354	Chocolay Township, Precinct 2	135	89	274	0	503	5
City of Ishpeming, Precinct 1	495	2,326	City of Ishpeming, Precinct 1	110	68	128	0	307	1
City of Ishpeming, Precinct 2	490	2,690	City of Ishpeming, Precinct 2	100	84	145	0	330	1
City of Marquette, Precinct 1	584	1,984	City of Marquette, Precinct 1	114	59	165	0	338	0
City of Marquette, Precinct 2	712	2,071	City of Marquette, Precinct 2	163	88	205	0	460	4
City of Marquette, Precinct 3	591	1,563	City of Marquette, Precinct 3	112	91	187	0	392	2
City of Marquette, Precinct 4	560	1,774	City of Marquette, Precinct 4	184	58	181	0	425	2
City of Marquette, Precinct 5	584	1,739	City of Marquette, Precinct 5	242	54	174	0	471	1
City of Marquette, Precinct 6	396	2,045	City of Marquette, Precinct 6	133	58	97	0	288	0
City of Marquette, Precinct 7	792	2,232	City of Marquette, Precinct 7	331	60	216	0	608	1
City of Negaunee, Precinct 1	411	1,873	City of Negaunee, Precinct 1	81	61	130	0	276	4
City of Negaunee, Precinct 2	434	1,878	City of Negaunee, Precinct 2	72	84	140	0	296	0
Ely Township, Precinct 1	390	1,637	Ely Township, Precinct 1	39	47	130	0	220	4
Ewing Township, Precinct 1	44	111	Ewing Township, Precinct 1	2	10	5	0	17	0
Forsyth Township, Precinct 1	749	2,412	Forsyth Township, Precinct 1	69	105	212	0	388	2
Forsyth Township, Precinct 2	247	778	Forsyth Township, Precinct 2	23	35	52	0	110	0
Forsyth Township, Precinct 3	217	1,342	Forsyth Township, Precinct 3	32	29	34	0	95	0
Humboldt Township, Precinct 1	133	367	Humboldt Township, Precinct 1	17	20	34	0	71	0
Ishpeming Township, Precinct 1	330	1,387	Ishpeming Township, Precinct 1	43	44	107	0	195	1
Ishpeming Township, Precinct 2	327	1,401	Ishpeming Township, Precinct 2	39	57	115	0	213	2
Marquette Township, Precinct 1	713	2,314	Marquette Township, Precinct 1	161	93	218	0	476	4
Marquette Township, Precinct 2	371	1,108	Marquette Township, Precinct 2	62	48	98	0	210	2
Michigamme Township, Precinct 1	113	293	Michigamme Township, Precinct 1	9	22	23	0	54	0
Negaunee Township, Precinct 1	706	2,582	Negaunee Township, Precinct 1	91	92	248	0	431	0
Powell Township, Precinct 1	176	490	Powell Township, Precinct 1	28	19	51	0	99	1
Powell Township, Precinct 2	81	216	Powell Township, Precinct 2	14	13	24	0	51	0
Republic Township, Precinct 1	312	878	Republic Township, Precinct 1	21	61	86	1	170	1
Richmond Township, Precinct 1	161	611	Richmond Township, Precinct 1	11	29	83	0	124	1
Sands Township, Precinct 1	490	1,868	Sands Township, Precinct 1	85	49	132	0	266	0
Skandia Township, Precinct 1	172	667	Skandia Township, Precinct 1	31	24	40	0	95	0
Tilden Township, Precinct 1	218	814	Tilden Township, Precinct 1	17	34	72	0	125	2
Turin Township, Precinct 1	38	92	Turin Township, Precinct 1	2	4	13	0	19	0
Wells Township, Precinct 1	45	162	Wells Township, Precinct 1	2	4	15	0	21	0
West Branch Township, Precinct 1	300	1,462	West Branch Township, Precinct 1	53	17	86	0	156	0
<b>Marquette County Michigan - Total</b>	<b>14,156</b>	<b>50,168</b>	<b>Marquette County Michigan - Total</b>	<b>2,765</b>	<b>1,829</b>	<b>4,159</b>	<b>1</b>	<b>8,798</b>	<b>45</b>
<b>Marquette County - Total</b>	<b>14,156</b>	<b>50,168</b>	<b>Marquette County - Total</b>	<b>2,765</b>	<b>1,829</b>	<b>4,159</b>	<b>1</b>	<b>8,798</b>	<b>44</b>

# US Senate (D)

## DEM

Precinct	Times Cast	Registered Voters	Precinct	Debbie Stabenow (DEM)	Total Votes	Unresolved Write-In
<b>Marquette County</b>			<b>Marquette County</b>			
<b>Marquette County Michigan</b>			<b>Marquette County Michigan</b>			
Champion Township, Precinct 1	56	213	Champion Township, Precinct 1	38	38	0
Chocolay Township, Precinct 1	826	2,434	Chocolay Township, Precinct 1	428	431	3
Chocolay Township, Precinct 2	892	2,354	Chocolay Township, Precinct 2	491	493	2
City of Ishpeming, Precinct 1	495	2,326	City of Ishpeming, Precinct 1	294	296	2
City of Ishpeming, Precinct 2	490	2,690	City of Ishpeming, Precinct 2	309	315	6
City of Marquette, Precinct 1	584	1,984	City of Marquette, Precinct 1	325	327	2
City of Marquette, Precinct 2	712	2,071	City of Marquette, Precinct 2	435	437	2
City of Marquette, Precinct 3	591	1,563	City of Marquette, Precinct 3	383	386	3
City of Marquette, Precinct 4	560	1,774	City of Marquette, Precinct 4	392	396	4
City of Marquette, Precinct 5	584	1,739	City of Marquette, Precinct 5	448	450	2
City of Marquette, Precinct 6	396	2,045	City of Marquette, Precinct 6	266	270	4
City of Marquette, Precinct 7	792	2,232	City of Marquette, Precinct 7	594	598	4
City of Negaunee, Precinct 1	411	1,873	City of Negaunee, Precinct 1	264	265	1
City of Negaunee, Precinct 2	434	1,878	City of Negaunee, Precinct 2	285	290	5
Ely Township, Precinct 1	390	1,637	Ely Township, Precinct 1	209	209	0
Ewing Township, Precinct 1	44	111	Ewing Township, Precinct 1	18	18	0
Forsyth Township, Precinct 1	749	2,412	Forsyth Township, Precinct 1	363	368	5
Forsyth Township, Precinct 2	247	778	Forsyth Township, Precinct 2	105	106	1
Forsyth Township, Precinct 3	217	1,342	Forsyth Township, Precinct 3	89	90	1
Humboldt Township, Precinct 1	133	367	Humboldt Township, Precinct 1	70	71	1
Ishpeming Township, Precinct 1	330	1,387	Ishpeming Township, Precinct 1	186	186	0
Ishpeming Township, Precinct 2	327	1,401	Ishpeming Township, Precinct 2	205	207	2
Marquette Township, Precinct 1	713	2,314	Marquette Township, Precinct 1	459	463	4
Marquette Township, Precinct 2	371	1,108	Marquette Township, Precinct 2	202	202	0
Michigamme Township, Precinct 1	113	293	Michigamme Township, Precinct 1	52	52	0
Negaunee Township, Precinct 1	706	2,582	Negaunee Township, Precinct 1	424	426	2
Powell Township, Precinct 1	176	490	Powell Township, Precinct 1	97	100	3
Powell Township, Precinct 2	81	216	Powell Township, Precinct 2	47	47	0
Republic Township, Precinct 1	312	878	Republic Township, Precinct 1	160	161	1
Richmond Township, Precinct 1	161	611	Richmond Township, Precinct 1	119	119	0
Sands Township, Precinct 1	490	1,868	Sands Township, Precinct 1	250	253	3
Skandia Township, Precinct 1	172	667	Skandia Township, Precinct 1	87	88	1
Tilden Township, Precinct 1	218	814	Tilden Township, Precinct 1	115	118	3
Turin Township, Precinct 1	38	92	Turin Township, Precinct 1	17	17	0
Wells Township, Precinct 1	45	162	Wells Township, Precinct 1	16	16	0
West Branch Township, Precinct 1	300	1,462	West Branch Township, Precinct 1	142	143	1
Marquette County Michigan - Total	14,156	50,168	Marquette County Michigan - Total	8,384	8,452	68
Marquette County - Total	14,156	50,168	Marquette County - Total	8,384	8,452	68

# D1 Congressional (D) DEM

Precinct	Times Cast	Registered Voters	Precinct	Matthew Morgan - WF (Dem)	Total Votes	Unresolved Write-In
<b>Marquette County</b>			<b>Marquette County</b>			
<b>Marquette County Michigan</b>			<b>Marquette County Michigan</b>			
Champion Township, Precinct 1	56	213	Champion Township, Precinct 1	17	19	2
Chocolay Township, Precinct 1	826	2,434	Chocolay Township, Precinct 1	204	212	8
Chocolay Township, Precinct 2	892	2,354	Chocolay Township, Precinct 2	268	284	16
City of Ishpeming, Precinct 1	495	2,326	City of Ishpeming, Precinct 1	142	152	10
City of Ishpeming, Precinct 2	490	2,690	City of Ishpeming, Precinct 2	122	140	18
City of Marquette, Precinct 1	584	1,984	City of Marquette, Precinct 1	167	183	16
City of Marquette, Precinct 2	712	2,071	City of Marquette, Precinct 2	242	244	2
City of Marquette, Precinct 3	591	1,563	City of Marquette, Precinct 3	182	200	18
City of Marquette, Precinct 4	560	1,774	City of Marquette, Precinct 4	251	263	12
City of Marquette, Precinct 5	584	1,739	City of Marquette, Precinct 5	286	294	8
City of Marquette, Precinct 6	396	2,045	City of Marquette, Precinct 6	153	158	5
City of Marquette, Precinct 7	792	2,232	City of Marquette, Precinct 7	378	389	11
City of Negaunee, Precinct 1	411	1,873	City of Negaunee, Precinct 1	138	139	1
City of Negaunee, Precinct 2	434	1,878	City of Negaunee, Precinct 2	146	150	4
Ely Township, Precinct 1	390	1,637	Ely Township, Precinct 1	92	100	8
Ewing Township, Precinct 1	44	111	Ewing Township, Precinct 1	9	9	0
Forsyth Township, Precinct 1	749	2,412	Forsyth Township, Precinct 1	179	194	15
Forsyth Township, Precinct 2	247	778	Forsyth Township, Precinct 2	43	48	5
Forsyth Township, Precinct 3	217	1,342	Forsyth Township, Precinct 3	36	40	4
Humboldt Township, Precinct 1	133	367	Humboldt Township, Precinct 1	33	39	6
Ishpeming Township, Precinct 1	330	1,387	Ishpeming Township, Precinct 1	97	107	10
Ishpeming Township, Precinct 2	327	1,401	Ishpeming Township, Precinct 2	96	100	4
Marquette Township, Precinct 1	713	2,314	Marquette Township, Precinct 1	263	278	15
Marquette Township, Precinct 2	371	1,108	Marquette Township, Precinct 2	95	97	2
Michigamme Township, Precinct 1	113	293	Michigamme Township, Precinct 1	21	26	5
Negaunee Township, Precinct 1	706	2,582	Negaunee Township, Precinct 1	210	222	12
Powell Township, Precinct 1	176	490	Powell Township, Precinct 1	55	56	1
Powell Township, Precinct 2	81	216	Powell Township, Precinct 2	16	20	4
Republic Township, Precinct 1	312	878	Republic Township, Precinct 1	58	66	8
Richmond Township, Precinct 1	161	611	Richmond Township, Precinct 1	49	53	4
Sands Township, Precinct 1	490	1,868	Sands Township, Precinct 1	154	157	3
Skandia Township, Precinct 1	172	667	Skandia Township, Precinct 1	46	46	0
Tilden Township, Precinct 1	218	814	Tilden Township, Precinct 1	50	55	5
Turin Township, Precinct 1	38	92	Turin Township, Precinct 1	6	9	3
Wells Township, Precinct 1	45	162	Wells Township, Precinct 1	10	10	0
West Branch Township, Precinct 1	300	1,462	West Branch Township, Precinct 1	74	84	10
<b>Marquette County Michigan - Total</b>	<b>14,156</b>	<b>50,168</b>	<b>Marquette County Michigan - Total</b>	<b>4,388</b>	<b>4,643</b>	<b>255</b>
<b>Marquette County - Total</b>	<b>14,156</b>	<b>50,168</b>	<b>Marquette County - Total</b>	<b>4,388</b>	<b>4,643</b>	<b>255</b>



# D38 State Senate (D)

## DEM

Precinct	Times Cast	Registered Voters	Precinct	Scott Dianda (DEM)	Total Votes	Unresolved Write-In
<b>Marquette County</b>			<b>Marquette County</b>			
<b>Marquette County Michigan</b>			<b>Marquette County Michigan</b>			
Champion Township, Precinct 1	56	213	Champion Township, Precinct 1	34	34	0
Chocolay Township, Precinct 1	826	2,434	Chocolay Township, Precinct 1	410	411	1
Chocolay Township, Precinct 2	892	2,354	Chocolay Township, Precinct 2	464	465	1
City of Ishpeming, Precinct 1	495	2,326	City of Ishpeming, Precinct 1	294	294	0
City of Ishpeming, Precinct 2	490	2,690	City of Ishpeming, Precinct 2	302	307	5
City of Marquette, Precinct 1	584	1,984	City of Marquette, Precinct 1	312	312	0
City of Marquette, Precinct 2	712	2,071	City of Marquette, Precinct 2	405	407	2
City of Marquette, Precinct 3	591	1,563	City of Marquette, Precinct 3	366	367	1
City of Marquette, Precinct 4	560	1,774	City of Marquette, Precinct 4	365	371	6
City of Marquette, Precinct 5	584	1,739	City of Marquette, Precinct 5	417	418	1
City of Marquette, Precinct 6	396	2,045	City of Marquette, Precinct 6	258	258	0
City of Marquette, Precinct 7	792	2,232	City of Marquette, Precinct 7	550	552	2
City of Negaunee, Precinct 1	411	1,873	City of Negaunee, Precinct 1	259	259	0
City of Negaunee, Precinct 2	434	1,878	City of Negaunee, Precinct 2	278	280	2
Ely Township, Precinct 1	390	1,637	Ely Township, Precinct 1	202	202	0
Ewing Township, Precinct 1	44	111	Ewing Township, Precinct 1	18	18	0
Forsyth Township, Precinct 1	749	2,412	Forsyth Township, Precinct 1	358	360	2
Forsyth Township, Precinct 2	247	778	Forsyth Township, Precinct 2	101	101	0
Forsyth Township, Precinct 3	217	1,342	Forsyth Township, Precinct 3	86	87	1
Humboldt Township, Precinct 1	133	367	Humboldt Township, Precinct 1	71	71	0
Ishpeming Township, Precinct 1	330	1,387	Ishpeming Township, Precinct 1	181	183	2
Ishpeming Township, Precinct 2	327	1,401	Ishpeming Township, Precinct 2	212	212	0
Marquette Township, Precinct 1	713	2,314	Marquette Township, Precinct 1	434	436	2
Marquette Township, Precinct 2	371	1,108	Marquette Township, Precinct 2	192	192	0
Michigamme Township, Precinct 1	113	293	Michigamme Township, Precinct 1	48	48	0
Negaunee Township, Precinct 1	706	2,582	Negaunee Township, Precinct 1	407	407	0
Powell Township, Precinct 1	176	490	Powell Township, Precinct 1	99	99	0
Powell Township, Precinct 2	81	216	Powell Township, Precinct 2	44	45	1
Republic Township, Precinct 1	312	878	Republic Township, Precinct 1	161	161	0
Richmond Township, Precinct 1	161	611	Richmond Township, Precinct 1	109	109	0
Sands Township, Precinct 1	490	1,868	Sands Township, Precinct 1	244	245	1
Skandia Township, Precinct 1	172	667	Skandia Township, Precinct 1	84	85	1
Tilden Township, Precinct 1	218	814	Tilden Township, Precinct 1	115	115	0
Turin Township, Precinct 1	38	92	Turin Township, Precinct 1	15	15	0
Wells Township, Precinct 1	45	162	Wells Township, Precinct 1	17	17	0
West Branch Township, Precinct 1	300	1,462	West Branch Township, Precinct 1	137	138	1
Marquette County Michigan - Total	14,156	50,168	Marquette County Michigan - Total	8,049	8,081	32
Marquette County - Total	14,156	50,168	Marquette County - Total	8,049	8,081	32



# D109 Representative (D) DEM

Precinct	Times Cast	Registered Voters	Precinct	Sara Cambensy (DEM)	Total Votes	Unresolved Write-In
<b>Marquette County</b>			<b>Marquette County</b>			
<b>Marquette County Michigan</b>			<b>Marquette County Michigan</b>			
Champion Township, Precinct 1	56	213	Champion Township, Precinct 1	36	36	0
Chocolay Township, Precinct 1	826	2,434	Chocolay Township, Precinct 1	428	429	1
Chocolay Township, Precinct 2	892	2,354	Chocolay Township, Precinct 2	479	483	4
City of Ishpeming, Precinct 1	495	2,326	City of Ishpeming, Precinct 1	299	299	0
City of Ishpeming, Precinct 2	490	2,690	City of Ishpeming, Precinct 2	313	313	0
City of Marquette, Precinct 1	584	1,984	City of Marquette, Precinct 1	320	320	0
City of Marquette, Precinct 2	712	2,071	City of Marquette, Precinct 2	424	427	3
City of Marquette, Precinct 3	591	1,563	City of Marquette, Precinct 3	384	386	2
City of Marquette, Precinct 4	560	1,774	City of Marquette, Precinct 4	394	396	2
City of Marquette, Precinct 5	584	1,739	City of Marquette, Precinct 5	443	446	3
City of Marquette, Precinct 6	396	2,045	City of Marquette, Precinct 6	270	270	0
City of Marquette, Precinct 7	792	2,232	City of Marquette, Precinct 7	578	582	4
City of Negaunee, Precinct 1	411	1,873	City of Negaunee, Precinct 1	259	259	0
City of Negaunee, Precinct 2	434	1,878	City of Negaunee, Precinct 2	285	286	1
Ely Township, Precinct 1	390	1,637	Ely Township, Precinct 1	209	210	1
Ewing Township, Precinct 1	44	111	Ewing Township, Precinct 1	17	17	0
Forsyth Township, Precinct 1	749	2,412	Forsyth Township, Precinct 1	375	376	1
Forsyth Township, Precinct 2	247	778	Forsyth Township, Precinct 2	106	107	1
Forsyth Township, Precinct 3	217	1,342	Forsyth Township, Precinct 3	86	89	3
Humboldt Township, Precinct 1	133	367	Humboldt Township, Precinct 1	67	67	0
Marquette Township, Precinct 1	713	2,314	Marquette Township, Precinct 1	455	458	3
Marquette Township, Precinct 2	371	1,108	Marquette Township, Precinct 2	193	193	0
Michigamme Township, Precinct 1	113	293	Michigamme Township, Precinct 1	50	50	0
Negaunee Township, Precinct 1	706	2,582	Negaunee Township, Precinct 1	412	412	0
Republic Township, Precinct 1	312	878	Republic Township, Precinct 1	160	160	0
Richmond Township, Precinct 1	161	611	Richmond Township, Precinct 1	111	111	0
Sands Township, Precinct 1	490	1,868	Sands Township, Precinct 1	248	249	1
Skandia Township, Precinct 1	172	667	Skandia Township, Precinct 1	86	87	1
Tilden Township, Precinct 1	218	814	Tilden Township, Precinct 1	121	123	2
Turin Township, Precinct 1	38	92	Turin Township, Precinct 1	16	16	0
Wells Township, Precinct 1	45	162	Wells Township, Precinct 1	18	18	0
West Branch Township, Precinct 1	300	1,462	West Branch Township, Precinct 1	149	149	0
<b>Marquette County Michigan - Total</b>	<b>13,242</b>	<b>46,674</b>	<b>Marquette County Michigan - Total</b>	<b>7,791</b>	<b>7,824</b>	<b>33</b>
<b>Marquette County - Total</b>	<b>13,242</b>	<b>46,674</b>	<b>Marquette County - Total</b>	<b>7,791</b>	<b>7,824</b>	<b>33</b>

### D110 Representative (D) DEM

Precinct	Times Cast	Registered Voters	Precinct	Ken Summers (DEM)	Total Votes	Unresolved Write-In
<b>Marquette County</b>			<b>Marquette County</b>			
<b>Marquette County Michigan</b>			<b>Marquette County Michigan</b>			
Ishpeming Township, Precinct 1	330	1,387	Ishpeming Township, Precinct 1	177	178	1
Ishpeming Township, Precinct 2	327	1,401	Ishpeming Township, Precinct 2	202	203	1
Powell Township, Precinct 1	176	490	Powell Township, Precinct 1	89	89	0
Powell Township, Precinct 2	81	216	Powell Township, Precinct 2	42	42	0
Marquette County Michigan - Total	914	3,494	Marquette County Michigan - Total	510	512	2
Marquette County - Total	914	3,494	Marquette County - Total	510	512	2

### D1 Commissioner (D)

Precinct	Times Cast	Registered Voters	Precinct	John DePetro (DEM)	Total Votes	Unresolved Write-In
<b>Marquette County</b>			<b>Marquette County</b>			
<b>Marquette County Michigan</b>			<b>Marquette County Michigan</b>			
City of Marquette, Precinct 6	396	2,045	City of Marquette, Precinct 6	261	261	0
City of Marquette, Precinct 7	792	2,232	City of Marquette, Precinct 7	553	554	1
Marquette Township, Precinct 1	713	2,314	Marquette Township, Precinct 1	432	435	3
Powell Township, Precinct 1	176	490	Powell Township, Precinct 1	94	94	0
Powell Township, Precinct 2	81	216	Powell Township, Precinct 2	41	41	0
Marquette County Michigan - Total	2,158	7,297	Marquette County Michigan - Total	1,381	1,385	4
Marquette County - Total	2,158	7,297	Marquette County - Total	1,381	1,385	4

### D2 Commissioner (D)

Precinct	Times Cast	Registered Voters	Precinct	Joe Derocha (DEM)	Total Votes	Unresolved Write-In
<b>Marquette County</b>			<b>Marquette County</b>			
<b>Marquette County Michigan</b>			<b>Marquette County Michigan</b>			
Champion Township, Precinct 1	56	213	Champion Township, Precinct 1	31	31	0
Ely Township, Precinct 1	390	1,637	Ely Township, Precinct 1	197	197	0
Humboldt Township, Precinct 1	133	367	Humboldt Township, Precinct 1	67	68	1
Ishpeming Township, Precinct 1	330	1,387	Ishpeming Township, Precinct 1	173	174	1
Ishpeming Township, Precinct 2	327	1,401	Ishpeming Township, Precinct 2	187	187	0
Michigamme Township, Precinct 1	113	293	Michigamme Township, Precinct 1	50	50	0
Negaunee Township, Precinct 1	706	2,582	Negaunee Township, Precinct 1	393	395	2
Republic Township, Precinct 1	312	878	Republic Township, Precinct 1	158	158	0
Marquette County Michigan - Total	2,367	8,758	Marquette County Michigan - Total	1,256	1,260	4
Marquette County - Total	2,367	8,758	Marquette County - Total	1,256	1,260	4

### D3 Commissioner (D)

Precinct	Times Cast	Registered Voters	Precinct	Stephen Adamini (DEM)	Total Votes	Unresolved Write-In
<b>Marquette County</b>			<b>Marquette County</b>			
<b>Marquette County Michigan</b>			<b>Marquette County Michigan</b>			

**Governor (L)**  
**LIB**

Precinct	Times Cast	Registered Voters	Precinct	Bill Gelinasu (LIB)	John J. Tatar (LIB)	Total Votes	Unresolved Write-In
<b>Marquette County</b>			<b>Marquette County</b>				
<b>Marquette County Michigan</b>			<b>Marquette County Michigan</b>				
Champion Township, Precinct 1	56	213	Champion Township, Precinct 1	0	0	0	0
Chocolay Township, Precinct 1	826	2,434	Chocolay Township, Precinct 1	1	0	2	1
Chocolay Township, Precinct 2	892	2,354	Chocolay Township, Precinct 2	1	1	2	0
City of Ishpeming, Precinct 1	495	2,326	City of Ishpeming, Precinct 1	2	1	3	0
City of Ishpeming, Precinct 2	490	2,690	City of Ishpeming, Precinct 2	0	0	0	0
City of Marquette, Precinct 1	584	1,984	City of Marquette, Precinct 1	0	0	0	0
City of Marquette, Precinct 2	712	2,071	City of Marquette, Precinct 2	2	1	3	0
City of Marquette, Precinct 3	591	1,563	City of Marquette, Precinct 3	0	0	0	0
City of Marquette, Precinct 4	560	1,774	City of Marquette, Precinct 4	1	0	1	0
City of Marquette, Precinct 5	584	1,739	City of Marquette, Precinct 5	1	0	1	0
City of Marquette, Precinct 6	396	2,045	City of Marquette, Precinct 6	2	0	2	0
City of Marquette, Precinct 7	792	2,232	City of Marquette, Precinct 7	1	3	4	0
City of Negaunee, Precinct 1	411	1,873	City of Negaunee, Precinct 1	1	1	2	0
City of Negaunee, Precinct 2	434	1,878	City of Negaunee, Precinct 2	1	0	1	0
Ely Township, Precinct 1	390	1,637	Ely Township, Precinct 1	2	2	4	0
Ewing Township, Precinct 1	44	111	Ewing Township, Precinct 1	0	0	0	0
Forsyth Township, Precinct 1	749	2,412	Forsyth Township, Precinct 1	3	0	3	0
Forsyth Township, Precinct 2	247	778	Forsyth Township, Precinct 2	0	0	0	0
Forsyth Township, Precinct 3	217	1,342	Forsyth Township, Precinct 3	2	2	4	0
Humboldt Township, Precinct 1	133	367	Humboldt Township, Precinct 1	0	1	1	0
Ishpeming Township, Precinct 1	330	1,387	Ishpeming Township, Precinct 1	1	1	2	0
Ishpeming Township, Precinct 2	327	1,401	Ishpeming Township, Precinct 2	0	0	0	0
Marquette Township, Precinct 1	713	2,314	Marquette Township, Precinct 1	2	1	3	0
Marquette Township, Precinct 2	371	1,108	Marquette Township, Precinct 2	1	0	1	0
Michiganme Township, Precinct 1	113	293	Michiganme Township, Precinct 1	0	0	0	0
Negaunee Township, Precinct 1	706	2,582	Negaunee Township, Precinct 1	0	1	1	0
Powell Township, Precinct 1	176	490	Powell Township, Precinct 1	1	4	5	0
Powell Township, Precinct 2	81	216	Powell Township, Precinct 2	0	0	0	0
Republic Township, Precinct 1	312	878	Republic Township, Precinct 1	0	1	1	0
Richmond Township, Precinct 1	161	611	Richmond Township, Precinct 1	0	0	1	1
Sands Township, Precinct 1	490	1,868	Sands Township, Precinct 1	0	0	0	0
Skandia Township, Precinct 1	172	667	Skandia Township, Precinct 1	0	0	0	0
Tilden Township, Precinct 1	218	614	Tilden Township, Precinct 1	0	0	0	0
Tunn Township, Precinct 1	38	92	Tunn Township, Precinct 1	0	0	0	0
Wells Township, Precinct 1	45	162	Wells Township, Precinct 1	0	0	0	0
West Branch Township, Precinct 1	300	1,462	West Branch Township, Precinct 1	0	1	1	0
<b>Marquette County Michigan - Total</b>	<b>14,156</b>	<b>50,168</b>	<b>Marquette County Michigan - Total</b>	<b>25</b>	<b>21</b>	<b>48</b>	<b>2</b>
<b>Marquette County - Total</b>	<b>14,156</b>	<b>50,168</b>	<b>Marquette County - Total</b>	<b>25</b>	<b>21</b>	<b>48</b>	<b>2</b>

WITH 25 OF 25 PRECINCTS REPORTING

	TOTAL	PERCENT		TOTAL	PERCENT
01 = REGISTERED VOTERS - TOTAL	22,853	100.00	06 = BALLOTS CAST - NONPARTISAN	110	1.42
02 = BALLOTS CAST - TOTAL	7,753	100.00	07 = BALLOTS CAST - CROSSOVER	70	
03 = BALLOTS CAST - Republican Party	4,824	62.22	08 = BALLOTS CAST - BLANK	0	
04 = BALLOTS CAST - Democratic Party	2,783	35.90	09 = VOTER TURNOUT - TOTAL		33.93
05 = BALLOTS CAST - Libertarian Party	36	.46			

	01	02	03	04	05	06	07	08	09
0001 City of Ludington, Precinct 1	968	409	245	158	0	6	5	0	42.25
0002 City of Ludington, Precinct 2	1002	361	203	151	3	4	2	0	36.03
0003 City of Ludington, Precinct 3	1095	408	227	176	1	4	1	0	37.26
0004 City of Ludington, Precinct 4	981	239	128	106	2	3	2	0	24.36
0005 City of Ludington, Precinct 5	943	340	164	163	2	11	7	0	36.06
0006 City of Ludington, Precinct 6	954	255	143	110	2	0	0	0	26.73
0007 City of Scottville, Precinct 1	494	113	74	39	0	0	0	0	22.87
0008 City of Scottville, Precinct 2	492	84	50	32	1	1	1	0	17.07
0009 Amber Township, Precinct 1	1968	609	409	196	2	2	1	0	30.95
0010 Branch Township, Precinct	985	275	173	94	1	7	6	0	27.92
0011 Custer Township, Precinct	976	346	246	84	4	12	11	0	35.45
0012 Eden Township, Precinct	402	139	86	50	1	2	2	0	34.58
0013 Free Soil Township, Precinct	684	237	146	87	0	4	2	0	34.65
0014 Grant Township, Precinct	810	231	137	92	0	2	1	0	28.52
0015 Hamlin Township, Precinct 1	1176	450	282	160	5	3	1	0	38.27
0016 Hamlin Township, Precinct	2023	750	466	272	2	10	5	0	37.07
0017 Logan Township, Precinct 1	244	94	54	35	2	3	2	0	38.52
0018 Meade Township, Precinct	140	40	28	11	0	1	0	0	28.57
0019 Pere Marquette Charter Townshi	587	262	173	84	1	4	2	0	44.63
0020 Pere Marquette Charter Townshi	1363	557	368	178	1	10	6	0	40.87
0021 Riverton Township, Precinct 1	912	312	216	89	1	6	6	0	34.21
0022 Sheridan Township, Precinct	801	287	175	108	1	3	0	0	35.83
0023 Sherman Township, Precinct	834	283	199	79	1	4	2	0	33.93
0024 Summit Township, Precinct 1	878	311	181	128	1	1	1	0	35.42
0025 Victory Township, Precinct 1	1141	361	251	101	2	7	4	0	31.64

WITH 25 OF 25 PRECINCTS REPORTING

Governor (VOTE FOR) 1	VOTES PERCENT					VOTES PERCENT	
	01	02	03	04	05		
01 = Brian Calley						1,055	22.45
02 = Patrick Colbeck						850	18.09
03 = Jim Hines						460	9.79
						04 = Bill Schuette	2,326 49.49
						05 = WRITE-IN	9 .19
	01	02	03	04	05		
0001 City of Ludington, Precinct 1	43	50	23	123	0		
0002 City of Ludington, Precinct 2	41	47	17	96	2		
0003 City of Ludington, Precinct 3	54	49	19	102	0		
0004 City of Ludington, Precinct 4	15	26	12	70	0		
0005 City of Ludington, Precinct 5	36	34	9	82	1		
0006 City of Ludington, Precinct 6	24	30	20	65	1		
0007 City of Scottville, Precinct 1	15	9	12	35	1		
0008 City of Scottville, Precinct 2	7	7	4	31	0		
0009 Amber Township, Precinct 1	88	76	36	197	2		
0010 Branch Township, Precinct	42	22	20	83	0		
0011 Custer Township, Precinct	40	38	23	133	0		
0012 Eden Township, Precinct	23	13	9	39	0		
0013 Free Soil Township, Precinct	38	27	10	63	1		
0014 Grant Township, Precinct	32	24	19	57	0		
0015 Hamlin Township, Precinct 1	59	45	28	140	0		
0016 Hamlin Township, Precinct	113	75	32	232	0		
0017 Logan Township, Precinct 1	18	6	6	23	0		
0018 Meade Township, Precinct	6	0	3	19	0		
0019 Pere Marquette Charter Townshi	41	24	12	93	0		
0020 Pere Marquette Charter Townshi	70	83	35	170	1		
0021 Riverton Township, Precinct 1	52	45	22	88	0		
0022 Sheridan Township, Precinct	46	18	30	79	0		
0023 Sherman Township, Precinct	48	23	19	105	0		
0024 Summit Township, Precinct 1	42	29	19	88	0		
0025 Victory Township, Precinct 1	62	50	21	113	0		

WITH 25 OF 25 PRECINCTS REPORTING

United States Senator  
(VOTE FOR) 1

01 = John James  
02 = Sandy Pensler

VOTES PERCENT

VOTES PERCENT

2,242 50.03  
2,232 49.81

03 = WRITE-IN

7 .16

-----  
01 02 03  
-----

0001 City of Ludington, Precinct 1	123	105	0
0002 City of Ludington, Precinct 2	94	101	0
0003 City of Ludington, Precinct 3	107	107	0
0004 City of Ludington, Precinct 4	50	65	0
0005 City of Ludington, Precinct 5	73	81	1
0006 City of Ludington, Precinct 6	70	64	0
0007 City of Scottville, Precinct 1	36	36	0
0008 City of Scottville, Precinct 2	16	31	0
0009 Amber Township, Precinct 1	198	186	0
0010 Branch Township, Precinct	65	92	0
0011 Custer Township, Precinct	118	107	1
0012 Eden Township, Precinct	33	45	0
0013 Free Soil Township, Precinct	58	77	1
0014 Grant Township, Precinct	51	74	0
0015 Hamlin Township, Precinct 1	140	125	0
0016 Hamlin Township, Precinct	217	212	1
0017 Logan Township, Precinct 1	28	21	0
0018 Meade Township, Precinct	12	16	0
0019 Pere Marquette Charter Townshi	92	65	0
0020 Pere Marquette Charter Townshi	175	155	1
0021 Riverton Township, Precinct 1	120	76	0
0022 Sheridan Township, Precinct	77	92	0
0023 Sherman Township, Precinct	82	102	1
0024 Summit Township, Precinct 1	87	86	0
0025 Victory Township, Precinct 1	120	111	1

WITH 8 OF 8 PRECINCTS REPORTING

Representative in Congress 1st District  
(VOTE FOR) 1

VOTES	PERCENT
1,161	99.40
7	.60

- 01 = Jack Bergman
- 02 = WRITE-IN

	01	02
0013 Free Soil Township, Precinct	121	1
0014 Grant Township, Precinct	117	0
0015 Hamlin Township, Precinct 1	236	1
0016 Hamlin Township, Precinct	127	1
0018 Meade Township, Precinct	27	0
0022 Sheridan Township, Precinct	153	1
0023 Sherman Township, Precinct	165	1
0025 Victory Township, Precinct 1	215	2

---

WITH 18 OF 18 PRECINCTS REPORTING

VOTES PERCENT

Representative in Congress 2nd District  
(VOTE FOR) 1

01 = Bill Huizenga  
02 = WRITE-IN

3,054 99.54  
14 .46

-----  
01 02  
-----

0001 City of Ludington, Precinct 1	221	0
0002 City of Ludington, Precinct 2	184	2
0003 City of Ludington, Precinct 3	202	1
0004 City of Ludington, Precinct 4	116	1
0005 City of Ludington, Precinct 5	145	2
0006 City of Ludington, Precinct 6	132	0
0007 City of Scottville, Precinct 1	70	0
0008 City of Scottville, Precinct 2	48	0
0009 Amber Township, Precinct 1	358	2
0010 Branch Township, Precinct	149	0
0011 Custer Township, Precinct	216	0
0012 Eden Township, Precinct	74	1
0016 Hamlin Township, Precinct	268	2
0017 Logan Township, Precinct 1	50	0
0019 Pere Marquette Charter Townshi	155	0
0020 Pere Marquette Charter Townshi	315	2
0021 Riverton Township, Precinct 1	195	0
0024 Summit Township, Precinct 1	156	1

---



WITH 25 OF 25 PRECINCTS REPORTING

State Senator

(VOTE FOR) 1

- 01 = Ray A. Franz
- 02 = Bruce R. Rendon
- 03 = Cary Urka

VOTES PERCENT  
 1,086 22.78  
 131 2.75  
 145 3.04

- 04 = Curt VanderWall
- 05 = WRITE-IN

VOTES PERCENT  
 3,401 71.33  
 5 .10

	01	02	03	04	05
0001 City of Ludington, Precinct 1	43	11	5	185	0
0002 City of Ludington, Precinct 2	30	11	4	154	0
0003 City of Ludington, Precinct 3	43	4	10	168	0
0004 City of Ludington, Precinct 4	32	7	2	87	0
0005 City of Ludington, Precinct 5	27	0	4	129	1
0006 City of Ludington, Precinct 6	34	2	5	100	0
0007 City of Scottville, Precinct 1	16	2	2	52	0
0008 City of Scottville, Precinct 2	15	0	1	33	0
0009 Amber Township, Precinct 1	95	12	8	289	1
0010 Branch Township, Precinct	32	7	7	123	0
0011 Custer Township, Precinct	44	4	2	194	0
0012 Eden Township, Precinct	18	3	5	60	0
0013 Free Soil Township, Precinct	48	5	2	86	1
0014 Grant Township, Precinct	46	3	9	78	0
0015 Hamlin Township, Precinct 1	64	6	9	199	0
0016 Hamlin Township, Precinct	107	8	15	332	0
0017 Logan Township, Precinct 1	7	2	3	41	0
0018 Meade Township, Precinct	9	2	1	16	0
0019 Pere Marquette Charter Townshi	33	1	4	134	0
0020 Pere Marquette Charter Townshi	93	4	14	254	0
0021 Riverton Township, Precinct 1	42	9	4	159	0
0022 Sheridan Township, Precinct	30	9	9	126	0
0023 Sherman Township, Precinct	60	3	8	125	1
0024 Summit Township, Precinct 1	40	8	6	126	0
0025 Victory Township, Precinct 1	78	8	6	151	1

WITH 25 OF 25 PRECINCTS REPORTING

Representative in State Legislature  
(VOTE FOR) 1

VOTES PERCENT

VOTES PERCENT

- 01 = Carolyn Cater
- 02 = Jack O'Malley

928 20.44  
3,609 79.48

03 = WRITE-IN

4 .09

	01	02	03
0001 City of Ludington, Precinct 1	53	177	0
0002 City of Ludington, Precinct 2	60	130	1
0003 City of Ludington, Precinct 3	56	160	0
0004 City of Ludington, Precinct 4	24	93	0
0005 City of Ludington, Precinct 5	46	111	0
0006 City of Ludington, Precinct 6	36	98	0
0007 City of Scottville, Precinct 1	17	55	0
0008 City of Scottville, Precinct 2	6	42	0
0009 Amber Township, Precinct 1	75	307	0
0010 Branch Township, Precinct	19	145	0
0011 Custer Township, Precinct	25	207	0
0012 Eden Township, Precinct	14	68	0
0013 Free Soil Township, Precinct	17	122	1
0014 Grant Township, Precinct	13	123	0
0015 Hamlin Township, Precinct 1	59	200	0
0016 Hamlin Township, Precinct	99	331	0
0017 Logan Township, Precinct 1	6	43	0
0018 Meade Township, Precinct	0	28	0
0019 Pere Marquette Charter Townshi	40	122	0
0020 Pere Marquette Charter Townshi	95	243	0
0021 Riverton Township, Precinct 1	28	178	0
0022 Sheridan Township, Precinct	26	140	0
0023 Sherman Township, Precinct	26	166	1
0024 Summit Township, Precinct 1	49	123	0
0025 Victory Township, Precinct 1	39	197	1

---

WITH 25 OF 25 PRECINCTS REPORTING

Governor		VOTES	PERCENT			VOTES	PERCENT
(VOTE FOR) 1							
01 = Abdul El-Sayed		512	18.46	03 = Gretchen Whitmer		1,808	65.20
02 = Shri Thanedar		452	16.30	04 = WRITE-IN		1	.04

	01	02	03	04
0001 City of Ludington, Precinct 1	29	30	97	0
0002 City of Ludington, Precinct 2	21	29	100	0
0003 City of Ludington, Precinct 3	44	27	105	0
0004 City of Ludington, Precinct 4	29	16	61	0
0005 City of Ludington, Precinct 5	35	29	99	0
0006 City of Ludington, Precinct 6	40	18	52	0
0007 City of Scottville, Precinct 1	8	3	28	0
0008 City of Scottville, Precinct 2	6	10	16	0
0009 Amber Township, Precinct 1	43	29	124	0
0010 Branch Township, Precinct	17	13	64	0
0011 Custer Township, Precinct	5	16	62	0
0012 Eden Township, Precinct	13	12	25	0
0013 Free Soil Township, Precinct	17	18	51	0
0014 Grant Township, Precinct	11	16	65	0
0015 Hamlin Township, Precinct 1	20	19	121	0
0016 Hamlin Township, Precinct	41	33	198	0
0017 Logan Township, Precinct 1	7	8	20	0
0018 Meade Township, Precinct	1	2	7	0
0019 Pere Marquette Charter Townshi	14	9	60	1
0020 Pere Marquette Charter Townshi	28	34	116	0
0021 Riverton Township, Precinct 1	24	7	56	0
0022 Sheridan Township, Precinct	11	21	76	0
0023 Sherman Township, Precinct	11	19	48	0
0024 Summit Township, Precinct 1	18	23	86	0
0025 Victory Township, Precinct 1	19	11	71	0

WITH 25 OF 25 PRECINCTS REPORTING

VOTES PERCENT

United States Senator  
(VOTE FOR) 1

01 = Debbie Stabenow

02 = WRITE-IN

2.624 99.70  
8 .30

-----  
01 02  
-----

0001 City of Ludington, Precinct 1	153	0
0002 City of Ludington, Precinct 2	142	1
0003 City of Ludington, Precinct 3	170	1
0004 City of Ludington, Precinct 4	101	0
0005 City of Ludington, Precinct 5	156	1
0006 City of Ludington, Precinct 6	104	0
0007 City of Scottville, Precinct 1	39	0
0008 City of Scottville, Precinct 2	31	0
0009 Amber Township, Precinct 1	184	0
0010 Branch Township, Precinct	89	0
0011 Custer Township, Precinct	79	1
0012 Eden Township, Precinct	48	0
0013 Free Soil Township, Precinct	81	0
0014 Grant Township, Precinct	85	1
0015 Hamlin Township, Precinct 1	151	0
0016 Hamlin Township, Precinct	247	1
0017 Logan Township, Precinct 1	33	0
0018 Meade Township, Precinct	11	0
0019 Pere Marquette Charter Townshi	82	1
0020 Pere Marquette Charter Townshi	167	0
0021 Riverton Township, Precinct 1	86	0
0022 Sheridan Township, Precinct	101	0
0023 Sherman Township, Precinct	70	0
0024 Summit Township, Precinct 1	118	1
0025 Victory Township, Precinct 1	96	0

NUMBERED KEY CANVASS

2018 Michigan Primary Election  
August 7, 2018  
Mason County, Michigan  
Democratic Party

(OFFICIAL)

RUN DATE:08/17/18 12:31 PM

REPORT-EL52

PAGE 0021

WITH 8 OF 8 PRECINCTS REPORTING

Representative in Congress 1st District  
(VOTE FOR) 1  
01 = WRITE-IN

VOTES PERCENT  
150 100.00

0013 Free Soil Township, Precinct	24
0014 Grant Township, Precinct	31
0015 Hamlin Township, Precinct 1	45
0016 Hamlin Township, Precinct	5
0018 Meade Township, Precinct	2
0022 Sheridan Township, Precinct	20
0023 Sherman Township, Precinct	8
0025 Victory Township, Precinct 1	15

-----  
01  
-----



WITH 18 OF 18 PRECINCTS REPORTING

VOTES PERCENT

Representative in Congress 2nd District  
(VOTE FOR) 1

01 = Rob Davidson  
02 = WRITE-IN

1,895 99.74  
5 .26

	01	02
0001 City of Ludington, Precinct 1	145	0
0002 City of Ludington, Precinct 2	136	1
0003 City of Ludington, Precinct 3	166	0
0004 City of Ludington, Precinct 4	100	0
0005 City of Ludington, Precinct 5	152	1
0006 City of Ludington, Precinct 6	100	1
0007 City of Scottville, Precinct 1	39	0
0008 City of Scottville, Precinct 2	28	0
0009 Amber Township, Precinct 1	172	1
0010 Branch Township, Precinct	84	0
0011 Custer Township, Precinct	76	0
0012 Eden Township, Precinct	44	0
0016 Hamlin Township, Precinct	184	1
0017 Logan Township, Precinct 1	31	0
0019 Pere Marquette Charter Townshi	78	0
0020 Pere Marquette Charter Townshi	165	0
0021 Riverton Township, Precinct 1	82	0
0024 Summit Township, Precinct 1	113	0

WITH 25 OF 25 PRECINCTS REPORTING

VOTES PERCENT

State Senator

(VOTE FOR) 1

01 = Mike Taillard

02 = WRITE-IN

2,468 99.68  
8 .32

.....  
01 02  
.....

0001 City of Ludington, Precinct 1	141	0
0002 City of Ludington, Precinct 2	137	1
0003 City of Ludington, Precinct 3	167	0
0004 City of Ludington, Precinct 4	100	0
0005 City of Ludington, Precinct 5	153	1
0006 City of Ludington, Precinct 6	102	1
0007 City of Scottville, Precinct 1	39	0
0008 City of Scottville, Precinct 2	27	0
0009 Amber Township, Precinct 1	176	1
0010 Branch Township, Precinct	85	1
0011 Custer Township, Precinct	73	0
0012 Eden Township, Precinct	45	0
0013 Free Soil Township, Precinct	76	0
0014 Grant Township, Precinct	79	0
0015 Hamlin Township, Precinct 1	128	0
0016 Hamlin Township, Precinct	238	0
0017 Logan Township, Precinct 1	34	0
0018 Meade Township, Precinct	8	1
0019 Pere Marquette Charter Townshi	80	0
0020 Pere Marquette Charter Townshi	159	0
0021 Riverton Township, Precinct 1	80	0
0022 Sheridan Township, Precinct	91	2
0023 Sherman Township, Precinct	58	0
0024 Summit Township, Precinct 1	107	0
0025 Victory Township, Precinct 1	85	0

Representative in State Legislature  
(VOTE FOR) 1

- 01 = Edward Hoogterp
- 02 = Kathy Wiejaczka

VOTES PERCENT

WITH 25 OF 25 PRECINCTS REPORTING

VOTES PERCENT

295 11.22  
2,330 88.63

03 = WRITE-IN

4 .15

	01	02	03
0001 City of Ludington, Precinct 1	13	136	1
0002 City of Ludington, Precinct 2	11	135	0
0003 City of Ludington, Precinct 3	16	157	0
0004 City of Ludington, Precinct 4	8	93	0
0005 City of Ludington, Precinct 5	15	143	0
0006 City of Ludington, Precinct 6	5	98	0
0007 City of Scottville, Precinct 1	10	29	0
0008 City of Scottville, Precinct 2	3	26	0
0009 Amber Township, Precinct 1	30	153	0
0010 Branch Township, Precinct	12	79	1
0011 Custer Township, Precinct	13	63	0
0012 Eden Township, Precinct	6	38	0
0013 Free Soil Township, Precinct	9	73	0
0014 Grant Township, Precinct	8	79	0
0015 Hamlin Township, Precinct 1	10	146	0
0016 Hamlin Township, Precinct	27	223	1
0017 Logan Township, Precinct 1	4	30	0
0018 Meade Township, Precinct	1	9	0
0019 Pere Marquette Charter Townshi	8	73	1
0020 Pere Marquette Charter Townshi	18	151	0
0021 Riverton Township, Precinct 1	16	69	0
0022 Sheridan Township, Precinct	14	85	0
0023 Sherman Township, Precinct	6	67	0
0024 Summit Township, Precinct 1	19	95	0
0025 Victory Township, Precinct 1	13	80	0

---



WITH 25 OF 25 PRECINCTS REPORTING

Governor	VOTES	PERCENT	VOTES	PERCENT
(VOTE FOR) 1				
01 = Bill Gelineau	16	47.06		
02 = John J. Tatar	18	52.94		
			03 = WRITE-IN	0

	01	02	03
0001 City of Ludington, Precinct 1	0	0	0
0002 City of Ludington, Precinct 2	1	2	0
0003 City of Ludington, Precinct 3	1	0	0
0004 City of Ludington, Precinct 4	0	2	0
0005 City of Ludington, Precinct 5	0	2	0
0006 City of Ludington, Precinct 6	0	1	0
0007 City of Scottville, Precinct 1	0	0	0
0008 City of Scottville, Precinct 2	1	0	0
0009 Amber Township, Precinct 1	0	2	0
0010 Branch Township, Precinct	0	1	0
0011 Custer Township, Precinct	2	2	0
0012 Eden Township, Precinct	1	0	0
0013 Free Soil Township, Precinct	0	0	0
0014 Grant Township, Precinct	0	0	0
0015 Hamlin Township, Precinct 1	1	4	0
0016 Hamlin Township, Precinct	2	0	0
0017 Logan Township, Precinct 1	1	1	0
0018 Meade Township, Precinct	0	0	0
0019 Pere Marquette Charter Townshi	1	0	0
0020 Pere Marquette Charter Townshi	1	0	0
0021 Riverton Township, Precinct 1	1	0	0
0022 Sheridan Township, Precinct	0	1	0
0023 Sherman Township, Precinct	1	0	0
0024 Summit Township, Precinct 1	0	0	0
0025 Victory Township, Precinct 1	2	0	0

WITH 25 OF 25 PRECINCTS REPORTING

VOTES PERCENT

United States Senator  
(VOTE FOR) 1  
01 = WRITE-IN

7 100.00

.....  
01

0001 City of Ludington, Precinct 1	0
0002 City of Ludington, Precinct 2	1
0003 City of Ludington, Precinct 3	0
0004 City of Ludington, Precinct 4	0
0005 City of Ludington, Precinct 5	1
0006 City of Ludington, Precinct 6	1
0007 City of Scottville, Precinct 1	0
0008 City of Scottville, Precinct 2	0
0009 Amber Township, Precinct 1	1
0010 Branch Township, Precinct	1
0011 Custer Township, Precinct	0
0012 Eden Township, Precinct	0
0013 Free Soil Township, Precinct	0
0014 Grant Township, Precinct	0
0015 Hamlin Township, Precinct 1	2
0016 Hamlin Township, Precinct	0
0017 Logan Township, Precinct 1	0
0018 Meade Township, Precinct	0
0019 Pere Marquette Charter Townshi	0
0020 Pere Marquette Charter Townshi	0
0021 Riverton Township, Precinct 1	0
0022 Sheridan Township, Precinct	0
0023 Sherman Township, Precinct	0
0024 Summit Township, Precinct 1	0
0025 Victory Township, Precinct 1	0

---

WITH 8 OF 8 PRECINCTS REPORTING

VOTES PERCENT

Representative in Congress 1st District  
(VOTE FOR) 1  
01 = WRITE-IN

2 100.00

-----  
01  
-----

0013 Free Soil Township, Precinct	0
0014 Grant Township, Precinct	0
0015 Hamlin Township, Precinct 1	2
0016 Hamlin Township, Precinct	0
0018 Meade Township, Precinct	0
0022 Sheridan Township, Precinct	0
0023 Sherman Township, Precinct	0
0025 Victory Township, Precinct 1	0

---

WITH 18 OF 18 PRECINCTS REPORTING

VOTES PERCENT

Representative in Congress 2nd District  
(VOTE FOR) 1  
01 = WRITE-IN

7 100.00

-----  
01  
-----

0001 City of Ludington, Precinct 1	0
0002 City of Ludington, Precinct 2	1
0003 City of Ludington, Precinct 3	1
0004 City of Ludington, Precinct 4	1
0005 City of Ludington, Precinct 5	1
0006 City of Ludington, Precinct 6	1
0007 City of Scottville, Precinct 1	0
0008 City of Scottville, Precinct 2	0
0009 Amber Township, Precinct 1	1
0010 Branch Township, Precinct	1
0011 Custer Township, Precinct	0
0012 Eden Township, Precinct	0
0016 Hamlin Township, Precinct	0
0017 Logan Township, Precinct 1	0
0019 Pere Marquette Charter Townshi	0
0020 Pere Marquette Charter Townshi	0
0021 Riverton Township, Precinct 1	0
0024 Summit Township, Precinct 1	0

---

WITH 25 OF 25 PRECINCTS REPORTING

VOTES PERCENT

State Senator  
(VOTE FOR) 1  
01 = Timothy Coon  
02 = WRITE-IN

32 100.00  
0

-----  
01 02  
-----

0001 City of Ludington, Precinct 1	0	0
0002 City of Ludington, Precinct 2	3	0
0003 City of Ludington, Precinct 3	1	0
0004 City of Ludington, Precinct 4	2	0
0005 City of Ludington, Precinct 5	2	0
0006 City of Ludington, Precinct 6	1	0
0007 City of Scottville, Precinct 1	0	0
0008 City of Scottville, Precinct 2	1	0
0009 Amber Township, Precinct 1	2	0
0010 Branch Township, Precinct	1	0
0011 Custer Township, Precinct	3	0
0012 Eden Township, Precinct	1	0
0013 Free Soil Township, Precinct	0	0
0014 Grant Township, Precinct	0	0
0015 Hamlin Township, Precinct 1	3	0
0016 Hamlin Township, Precinct	2	0
0017 Logan Township, Precinct 1	2	0
0018 Meade Township, Precinct	0	0
0019 Pere Marquette Charter Townshi	1	0
0020 Pere Marquette Charter Townshi	1	0
0021 Riverton Township, Precinct 1	1	0
0022 Sheridan Township, Precinct	1	0
0023 Sherman Township, Precinct	1	0
0024 Summit Township, Precinct 1	1	0
0025 Victory Township, Precinct 1	2	0

---

WITH 25 OF 25 PRECINCTS REPORTING

VOTES PERCENT

Representative in State Legislature  
(VOTE FOR) 1  
01 = WRITE-IN

7 100.00

-----  
01



-----



0001 City of Ludington, Precinct 1	0
0002 City of Ludington, Precinct 2	0
0003 City of Ludington, Precinct 3	1
0004 City of Ludington, Precinct 4	1
0005 City of Ludington, Precinct 5	1
0006 City of Ludington, Precinct 6	1
0007 City of Scottville, Precinct 1	0
0008 City of Scottville, Precinct 2	0
0009 Amber Township, Precinct 1	1
0010 Branch Township, Precinct	1
0011 Custer Township, Precinct	0
0012 Eden Township, Precinct	0
0013 Free Soil Township, Precinct	0
0014 Grant Township, Precinct	0
0015 Hamlin Township, Precinct 1	1
0016 Hamlin Township, Precinct	0
0017 Logan Township, Precinct 1	0
0018 Meade Township, Precinct	0
0019 Pere Marquette Charter Townshi	0
0020 Pere Marquette Charter Townshi	0
0021 Riverton Township, Precinct 1	0
0022 Sheridan Township, Precinct	0
0023 Sherman Township, Precinct	0
0024 Summit Township, Precinct 1	0
0025 Victory Township, Precinct 1	0

---

	Governor		U.S. Senator		Rep in Congress 1st District
	Space, Evan	Cobbs, William	White, William F.	Yow, Tim	Morgan, Matthew
City of Ludington 1					
City of Ludington 2					
City of Ludington 3					
City of Ludington 4					
City of Ludington 5					
City of Ludington 6					
City of Scottville 1					
City of Scottville 2					
Amber					
Branch					
Custer					
Eden					
Free Soil					17
Grant					21
Hamlin 1					34
Hamlin 2					3
Logan					
Meade					2
Pere Marquette 1					
Pere Marquette 2					
Riverton					
Sheridan					6
Sherman					6
Summit					
Victory					8

1 Matt Gordon

Total  
  


  
  
 Clerk

97

---

# Registration and Turnout

## Mecosta Primary 2018

### Official

Showing split Precincts

2018-08-09 15:46:42

---

Precincts reported: 21 of 21

Registration	Ballot Cast	Turnout(%)
27,490	7,894	28.72

#### Reported

Aetna Township, Precinct 1  
Austin Township, Precinct 1  
Big Rapids Township, Precinct 1  
Big Rapids Township, Precinct 2  
Chippewa Township, Precinct 1  
City of Big Rapids, Precinct 1  
City of Big Rapids, Precinct 2  
City of Big Rapids, Precinct 3  
Colfax Township, Precinct 1  
Deerfield Township, Precinct 1  
Fork Township, Precinct 1  
Grant Township, Precinct 1  
Green Township, Precinct 1  
Hinton Township, Precinct 1  
Martiny Township, Precinct 1  
Mecosta Township, Precinct 1  
Millbrook Township, Precinct 1  
Morton Township, Precinct 1  
Morton Township, Precinct 2  
Sheridan Township, Precinct 1  
Wheatland Township, Precinct 1

#### Not Reported



---

Results per Precinct  
Mecosta Primary 2018  
Official

2018-08-09 14:04:28

---

**Governor (REP) (Vote for 1)**

Precinct	Brian Calley - REP	Patrick Colbeck - REP	Jim Hines - REP	Bill Schuette - REP	Write-in
Aetna Township, Precinct 1	50	13	31	127	0
Austin Township, Precinct 1	40	14	27	108	1
Big Rapids Township, Precinct 1	119	26	48	246	0
Big Rapids Township, Precinct 2	14	2	8	33	0
Chippewa Township, Precinct 1	58	16	32	96	0
City of Big Rapids, Precinct 1	42	16	19	82	0
City of Big Rapids, Precinct 2	45	10	33	66	0
City of Big Rapids, Precinct 3	16	7	12	88	0
Colfax Township, Precinct 1	100	12	35	146	0
Deerfield Township, Precinct 1	38	19	22	78	0
Fork Township, Precinct 1	41	11	24	108	0
Grant Township, Precinct 1	23	2	17	71	0
Green Township, Precinct 1	176	40	54	288	2
Hinton Township, Precinct 1	39	17	22	67	0
Martiny Township, Precinct 1	53	16	18	104	0
Mecosta Township, Precinct 1	79	33	30	233	0
Millbrook Township, Precinct 1	38	6	11	74	0
Morton Township, Precinct 1	99	35	28	223	0
Morton Township, Precinct 2	135	21	51	274	1
Sheridan Township, Precinct 1	50	11	30	66	0
Wheatland Township, Precinct 1	51	6	27	102	0
<b>Total</b>	<b>1306</b>	<b>333</b>	<b>579</b>	<b>2680</b>	<b>4</b>

**Governor (DEM) (Vote for 1)**

Precinct	Abdul El-Sayed - DEM	Shri Thanedar - DEM	Gretchen Whitmer - DEM	Write-in
Aetna Township, Precinct 1	18	20	62	0
Austin Township, Precinct 1	21	20	72	1
Big Rapids Township, Precinct 1	59	26	147	0
Big Rapids Township, Precinct 2	14	5	17	0
Chippewa Township, Precinct 1	9	13	55	0
City of Big Rapids, Precinct 1	49	17	57	0
City of Big Rapids, Precinct 2	70	19	123	2
City of Big Rapids, Precinct 3	18	23	51	0
Colfax Township, Precinct 1	56	22	97	0
Deerfield Township, Precinct 1	10	16	35	0
Fork Township, Precinct 1	19	9	61	0
Grant Township, Precinct 1	9	6	22	0
Green Township, Precinct 1	75	42	122	0
Hinton Township, Precinct 1	13	4	44	0
Martiny Township, Precinct 1	22	23	87	0
Mecosta Township, Precinct 1	46	31	123	0
Millbrook Township, Precinct 1	9	5	34	0
Morton Township, Precinct 1	34	48	186	0
Morton Township, Precinct 2	21	23	175	1
Sheridan Township, Precinct 1	16	15	63	0
Wheatland Township, Precinct 1	26	8	63	0
<b>Total</b>	<b>614</b>	<b>395</b>	<b>1696</b>	<b>4</b>

**Governor (LIB) (Vote for 1)**

Precinct	Bill Gelineau - LIB	John J. Tatar - LIB	Write-in
Aetna Township, Precinct 1	2	2	0
Austin Township, Precinct 1	2	0	0

Big Rapids Township, Precinct 1	1	1	0
Big Rapids Township, Precinct 2	0	0	0
Chippewa Township, Precinct 1	1	0	1
City of Big Rapids, Precinct 1	1	0	0
City of Big Rapids, Precinct 2	2	0	0
City of Big Rapids, Precinct 3	1	3	1
Colfax Township, Precinct 1	1	0	0
Deerfield Township, Precinct 1	0	0	0
Fork Township, Precinct 1	1	0	0
Grant Township, Precinct 1	0	0	0
Green Township, Precinct 1	0	2	0
Hinton Township, Precinct 1	0	0	0
Martiny Township, Precinct 1	1	1	0
Mecosta Township, Precinct 1	0	0	0
Millbrook Township, Precinct 1	0	1	0
Morton Township, Precinct 1	1	3	0
Morton Township, Precinct 2	0	0	0
Sheridan Township, Precinct 1	0	0	0
Wheatland Township, Precinct 1	0	1	0
<b>Total</b>	<b>14</b>	<b>14</b>	<b>2</b>

**United States Senator for Mecosta County (REP) (Vote for 1)**

Precinct	John James - REP	Sandy Pensler - REP	Write-in
Aetna Township, Precinct 1	86	127	0
Austin Township, Precinct 1	98	91	0
Big Rapids Township, Precinct 1	194	228	1
Big Rapids Township, Precinct 2	26	29	0
Chippewa Township, Precinct 1	74	122	0
City of Big Rapids, Precinct 1	74	77	0
City of Big Rapids, Precinct 2	70	75	0
City of Big Rapids, Precinct 3	64	58	0

Colfax Township, Precinct 1	127	155	1
Deerfield Township, Precinct 1	54	95	0
Fork Township, Precinct 1	82	103	0
Grant Township, Precinct 1	46	63	0
Green Township, Precinct 1	248	291	2
Hinton Township, Precinct 1	68	73	0
Martiny Township, Precinct 1	88	97	0
Mecosta Township, Precinct 1	143	220	2
Millbrook Township, Precinct 1	54	72	0
Morton Township, Precinct 1	155	222	0
Morton Township, Precinct 2	224	245	0
Sheridan Township, Precinct 1	63	89	0
Wheatland Township, Precinct 1	84	100	1
<b>Total</b>	<b>2122</b>	<b>2632</b>	<b>7</b>

**United States Senator for Mecosta County (DEM) (Vote for 1)**

Precinct	Debbie Stabenow - DEM	Write-in
Aetna Township, Precinct 1	89	2
Austin Township, Precinct 1	100	0
Big Rapids Township, Precinct 1	223	1
Big Rapids Township, Precinct 2	36	0
Chippewa Township, Precinct 1	73	1
City of Big Rapids, Precinct 1	112	1
City of Big Rapids, Precinct 2	203	1
City of Big Rapids, Precinct 3	90	1
Colfax Township, Precinct 1	166	0
Deerfield Township, Precinct 1	59	0
Fork Township, Precinct 1	80	0
Grant Township, Precinct 1	30	0
Green Township, Precinct 1	220	3
Hinton Township, Precinct 1	59	0

Martiny Township, Precinct 1	127	1
Mecosta Township, Precinct 1	183	0
Millbrook Township, Precinct 1	46	0
Morton Township, Precinct 1	253	1
Morton Township, Precinct 2	200	2
Sheridan Township, Precinct 1	90	1
Wheatland Township, Precinct 1	84	1
<b>Total</b>	<b>2523</b>	<b>16</b>

**United States Senator for Mecosta County (LIB) (Vote for 1)**

Precinct	Write-in
Aetna Township, Precinct 1	0
Austin Township, Precinct 1	0
Big Rapids Township, Precinct 1	0
Big Rapids Township, Precinct 2	0
Chippewa Township, Precinct 1	0
City of Big Rapids, Precinct 1	0
City of Big Rapids, Precinct 2	0
City of Big Rapids, Precinct 3	2
Colfax Township, Precinct 1	0
Deerfield Township, Precinct 1	0
Fork Township, Precinct 1	0
Grant Township, Precinct 1	0
Green Township, Precinct 1	1
Hinton Township, Precinct 1	0
Martiny Township, Precinct 1	0
Mecosta Township, Precinct 1	0
Millbrook Township, Precinct 1	0
Morton Township, Precinct 1	1
Morton Township, Precinct 2	0
Sheridan Township, Precinct 1	0

Wheatland Township, Precinct 1	1
<b>Total</b>	<b>5</b>

**Representative in Congress - 4th District for Mecosta County (REP) (Vote for 1)**

Precinct	John Moolenaar - REP	Write-in
Aetna Township, Precinct 1	197	1
Austin Township, Precinct 1	172	1
Big Rapids Township, Precinct 1	402	1
Big Rapids Township, Precinct 2	54	0
Chippewa Township, Precinct 1	187	1
City of Big Rapids, Precinct 1	139	1
City of Big Rapids, Precinct 2	134	0
City of Big Rapids, Precinct 3	115	0
Colfax Township, Precinct 1	268	0
Deerfield Township, Precinct 1	137	0
Fork Township, Precinct 1	168	2
Grant Township, Precinct 1	90	1
Green Township, Precinct 1	478	3
Hinton Township, Precinct 1	124	0
Martiny Township, Precinct 1	174	1
Mecosta Township, Precinct 1	330	3
Millbrook Township, Precinct 1	117	0
Morton Township, Precinct 1	347	0
Morton Township, Precinct 2	421	1
Sheridan Township, Precinct 1	139	1
Wheatland Township, Precinct 1	171	1
<b>Total</b>	<b>4364</b>	<b>18</b>

**Representative in Congress - 4th District for Mecosta County (DEM) (Vote for 1)**

Precinct	Jerry Hilliard - DEM	Zigmond A. Kozicki - DEM	Write-in
Aetna Township, Precinct 1	62	25	1
Austin Township, Precinct 1	64	34	0
Big Rapids Township, Precinct 1	138	62	0
Big Rapids Township, Precinct 2	22	11	0
Chippewa Township, Precinct 1	48	22	1
City of Big Rapids, Precinct 1	53	52	0
City of Big Rapids, Precinct 2	112	71	1
City of Big Rapids, Precinct 3	54	30	0
Colfax Township, Precinct 1	98	56	0
Deerfield Township, Precinct 1	39	14	1
Fork Township, Precinct 1	56	20	1
Grant Township, Precinct 1	24	6	0
Green Township, Precinct 1	129	85	1
Hinton Township, Precinct 1	36	17	0
Martiny Township, Precinct 1	83	41	0
Mecosta Township, Precinct 1	115	61	2
Millbrook Township, Precinct 1	34	11	0
Morton Township, Precinct 1	156	77	1
Morton Township, Precinct 2	128	63	1
Sheridan Township, Precinct 1	59	28	0
Wheatland Township, Precinct 1	63	29	0
<b>Total</b>	<b>1573</b>	<b>815</b>	<b>10</b>

**Representative in Congress - 4th District for Mecosta County (LIB) (Vote for 1)**

Precinct	Write-in
Aetna Township, Precinct 1	0
Austin Township, Precinct 1	0
Big Rapids Township, Precinct 1	0
Big Rapids Township, Precinct 2	0
Chippewa Township, Precinct 1	0

City of Big Rapids, Precinct 1	0
City of Big Rapids, Precinct 2	0
City of Big Rapids, Precinct 3	2
Colfax Township, Precinct 1	0
Deerfield Township, Precinct 1	0
Fork Township, Precinct 1	0
Grant Township, Precinct 1	0
Green Township, Precinct 1	1
Hinton Township, Precinct 1	0
Martiny Township, Precinct 1	0
Mecosta Township, Precinct 1	0
Millbrook Township, Precinct 1	0
Morton Township, Precinct 1	1
Morton Township, Precinct 2	0
Sheridan Township, Precinct 1	0
Wheatland Township, Precinct 1	1
Total	5

**State Senator - 33rd District for Mecosta County (REP) (Vote for 1)**

Precinct	Greg Alexander - REP	Rick Outman - REP	Write-in
Aetna Township, Precinct 1	73	126	1
Austin Township, Precinct 1	52	104	1
Big Rapids Township, Precinct 1	119	227	2
Big Rapids Township, Precinct 2	12	34	1
Chippewa Township, Precinct 1	81	91	3
City of Big Rapids, Precinct 1	37	98	0
City of Big Rapids, Precinct 2	39	85	0
City of Big Rapids, Precinct 3	38	72	0
Colfax Township, Precinct 1	72	184	0
Deerfield Township, Precinct 1	42	95	0
Fork Township, Precinct 1	56	112	1



Grant Township, Precinct 1	29	55	1
Green Township, Precinct 1	185	273	2
Hinton Township, Precinct 1	15	122	0
Martiny Township, Precinct 1	49	121	0
Mecosta Township, Precinct 1	86	237	2
Millbrook Township, Precinct 1	15	107	0
Morton Township, Precinct 1	105	234	2
Morton Township, Precinct 2	157	227	1
Sheridan Township, Precinct 1	36	99	0
Wheatland Township, Precinct 1	29	144	0
<b>Total</b>	<b>1327</b>	<b>2847</b>	<b>17</b>

**State Senator - 33rd District for Mecosta County (DEM) (Vote for 1)**

Precinct	Mark Bignell - DEM	John M. Hoppough - DEM	Write-in
Aetna Township, Precinct 1	48	37	2
Austin Township, Precinct 1	52	44	0
Big Rapids Township, Precinct 1	122	72	0
Big Rapids Township, Precinct 2	19	15	0
Chippewa Township, Precinct 1	40	25	1
City of Big Rapids, Precinct 1	72	32	0
City of Big Rapids, Precinct 2	110	61	1
City of Big Rapids, Precinct 3	43	42	0
Colfax Township, Precinct 1	78	67	0
Deerfield Township, Precinct 1	35	18	1
Fork Township, Precinct 1	53	26	1
Grant Township, Precinct 1	20	9	0
Green Township, Precinct 1	142	64	2
Hinton Township, Precinct 1	25	27	0
Martiny Township, Precinct 1	72	50	0
Mecosta Township, Precinct 1	106	72	1
Millbrook Township, Precinct 1	20	25	0

Morton Township, Precinct 1	141	88	1
Morton Township, Precinct 2	110	69	1
Sheridan Township, Precinct 1	51	34	0
Wheatland Township, Precinct 1	58	32	1
<b>Total</b>	<b>1417</b>	<b>909</b>	<b>12</b>

**State Senator - 33rd District for Mecosta County (LIB) (Vote for 1)**

Precinct	Write-in
Aetna Township, Precinct 1	0
Austin Township, Precinct 1	0
Big Rapids Township, Precinct 1	0
Big Rapids Township, Precinct 2	0
Chippewa Township, Precinct 1	0
City of Big Rapids, Precinct 1	0
City of Big Rapids, Precinct 2	0
City of Big Rapids, Precinct 3	2
Colfax Township, Precinct 1	0
Deerfield Township, Precinct 1	0
Fork Township, Precinct 1	0
Grant Township, Precinct 1	0
Green Township, Precinct 1	1
Hinton Township, Precinct 1	0
Martiny Township, Precinct 1	0
Mecosta Township, Precinct 1	0
Millbrook Township, Precinct 1	0
Morton Township, Precinct 1	1
Morton Township, Precinct 2	0
Sheridan Township, Precinct 1	0
Wheatland Township, Precinct 1	1
<b>Total</b>	<b>5</b>

**Representative in State Legislature 102nd District for Mecosta County (REP) (Vote for 1)**

Precinct	William S. Barnett - REP	Michele Hoytenga - REP	Write-in
Aetna Township, Precinct 1	65	147	1
Austin Township, Precinct 1	50	132	0
Big Rapids Township, Precinct 1	102	317	1
Big Rapids Township, Precinct 2	23	33	0
Chippewa Township, Precinct 1	72	130	1
City of Big Rapids, Precinct 1	29	126	0
City of Big Rapids, Precinct 2	40	110	0
City of Big Rapids, Precinct 3	34	85	0
Colfax Township, Precinct 1	76	211	0
Deerfield Township, Precinct 1	59	94	0
Fork Township, Precinct 1	69	111	1
Grant Township, Precinct 1	29	75	2
Green Township, Precinct 1	136	403	1
Hinton Township, Precinct 1	45	96	0
Martiny Township, Precinct 1	58	133	0
Mecosta Township, Precinct 1	107	250	1
Millbrook Township, Precinct 1	44	81	0
Morton Township, Precinct 1	126	240	0
Morton Township, Precinct 2	146	292	1
Sheridan Township, Precinct 1	46	104	0
Wheatland Township, Precinct 1	68	117	0
<b>Total</b>	<b>1424</b>	<b>3287</b>	<b>9</b>

**Representative in State Legislature 102nd District for Mecosta County (DEM) (Vote for 1)**

Precinct	Dion Adams - DEM	Bruce L. Reges - DEM	Write-in
Aetna Township, Precinct 1	37	45	2
Austin Township, Precinct 1	57	39	0

Big Rapids Township, Precinct 1	135	61	0
Big Rapids Township, Precinct 2	18	13	0
Chippewa Township, Precinct 1	39	25	1
City of Big Rapids, Precinct 1	63	42	0
City of Big Rapids, Precinct 2	107	65	1
City of Big Rapids, Precinct 3	48	37	0
Colfax Township, Precinct 1	96	52	0
Deerfield Township, Precinct 1	23	28	2
Fork Township, Precinct 1	45	36	1
Grant Township, Precinct 1	19	10	0
Green Township, Precinct 1	131	79	2
Hinton Township, Precinct 1	29	23	0
Martiny Township, Precinct 1	68	54	0
Mecosta Township, Precinct 1	95	84	2
Millbrook Township, Precinct 1	27	18	0
Morton Township, Precinct 1	122	102	2
Morton Township, Precinct 2	94	85	2
Sheridan Township, Precinct 1	47	35	0
Wheatland Township, Precinct 1	54	33	1
<b>Total</b>	<b>1354</b>	<b>966</b>	<b>16</b>

**Representative in State Legislature 102nd District for Mecosta County (LIB) (Vote for 1)**

Precinct	Write-in
Aetna Township, Precinct 1	0
Austin Township, Precinct 1	0
Big Rapids Township, Precinct 1	0
Big Rapids Township, Precinct 2	0
Chippewa Township, Precinct 1	0
City of Big Rapids, Precinct 1	0
City of Big Rapids, Precinct 2	0
City of Big Rapids, Precinct 3	2

Colfax Township, Precinct 1	0
Deerfield Township, Precinct 1	0
Fork Township, Precinct 1	0
Grant Township, Precinct 1	0
Green Township, Precinct 1	1
Hinton Township, Precinct 1	0
Martiny Township, Precinct 1	0
Mecosta Township, Precinct 1	0
Millbrook Township, Precinct 1	0
Morton Township, Precinct 1	1
Morton Township, Precinct 2	0
Sheridan Township, Precinct 1	0
Wheatland Township, Precinct 1	1
Total	5

**Mecosta County  
Write-In Vote Certification Report  
August 7, 2018**

<b>Jurisdiction</b>	<b>Precinct Number</b>	<b>Candidate</b>	<b>Office Sought</b>	<b>Total Votes/Precinct</b>	<b>Total Votes for Candidate</b>
Aetna	1	None			
Austin	1	None			
Big Rapids	1	None			
Big Rapids	2	None			
Chippewa	1	None			
City of Big Rapids	1	None			
City of Big Rapids	2	William Cobbs	Governor – Democratic	2	2
		Wendy Nystrom	County Comm. Dist #6 – Democratic	39	39
City of Big Rapids	3	None			
Colfax	1	None			
Deerfield	1	None			
Fork	1	None			
Grant	1	None			
Green	1	None			
Hinton	1	None			
Martiny	1	None			
Mecsota	1	None			
Millbrook	1	None			
Morton	1	None			
Morton	1	None			
Sheridan	1	None			
Wheatland	1	None			

# Statement of Votes Cast

## Open Primary

Menominee County, Michigan

August 07, 2018

SOVC for: Governor (R), All Districts, All Counting Groups

Precinct	Registered Voters	Cards Cast	Voters Cast	% Turnout
<b>Menominee County Michigan</b>				
Cedarville Township, Precinct 1	229	78	78	34.06%
Daggett Township, Precinct 1	525	130	130	24.76%
Faithorn Township, Precinct 1	197	69	69	35.03%
Gourley Township, Precinct 1	339	48	48	14.16%
Harris Township, Precinct 1	1,446	203	203	14.04%
Holmes Township, Precinct 1	281	64	64	22.78%
Ingallsston Township, Precinct 1	830	192	192	23.13%
Lake Township, Precinct 1	442	91	91	20.59%
Mellen Township, Precinct 1	900	134	134	14.89%
Menominee Township, Precinct 1	1,852	297	297	16.04%
Menominee Township, Precinct 2	1,266	198	198	15.64%
Meyer Township, Precinct 1	780	176	176	22.56%
Nadeau Township, Precinct 1	895	147	147	16.42%
Spalding Township, Precinct 1	1,171	223	223	19.04%
Stephenson Township, Precinct 1	454	132	132	29.07%
City of Menominee, Ward 1, Precinct 1	1,539	202	202	13.13%
City of Menominee, Ward 2, Precinct 2	1,586	253	253	15.95%
City of Menominee, Ward 3, Precinct 3	1,683	259	259	15.39%
City of Menominee, Ward 4, Precinct 4	1,723	208	208	12.07%
City of Stephenson, Precinct 1	601	147	147	24.46%
Menominee County Michigan - Total	18,739	3,251	3,251	17.35%

# Governor (R) (Vote for 1) REP

Precinct	Times Cast	Registered Voters	Precinct	Brian Calley (REP)	Patrick Colbeck (REP)	Jim Hines (REP)	Bill Schuette (REP)	Total Votes	Unresolved Write-In
Menominee County Michigan			Menominee County Michigan						
Cedarville Township, Precinct 1	78	229	Cedarville Township, Precinct 1	15	8	1	19	43	0
Daggett Township, Precinct 1	130	525	Daggett Township, Precinct 1	13	9	12	38	72	0
Faithorn Township, Precinct 1	69	197	Faithorn Township, Precinct 1	8	4	3	24	39	1
Gourley Township, Precinct 1	48	339	Gourley Township, Precinct 1	6	4	3	17	30	0
Harris Township, Precinct 1	203	1,446	Harris Township, Precinct 1	14	9	15	99	137	0
Holmes Township, Precinct 1	64	281	Holmes Township, Precinct 1	9	9	2	22	42	0
Ingallston Township, Precinct 1	192	830	Ingallston Township, Precinct 1	31	14	15	64	124	0
Lake Township, Precinct 1	91	442	Lake Township, Precinct 1	19	6	4	27	56	0
Mellen Township, Precinct 1	134	900	Mellen Township, Precinct 1	10	7	6	43	66	0
Menominee Township, Precinct 1	297	1,852	Menominee Township, Precinct 1	37	16	19	67	139	0
Menominee Township, Precinct 2	198	1,266	Menominee Township, Precinct 2	14	8	13	58	93	0
Meyer Township, Precinct 1	176	780	Meyer Township, Precinct 1	7	8	24	70	109	0
Nadeau Township, Precinct 1	147	895	Nadeau Township, Precinct 1	22	9	10	45	86	0
Spalding Township, Precinct 1	223	1,171	Spalding Township, Precinct 1	13	13	16	78	120	0
Stephenson Township, Precinct 1	132	454	Stephenson Township, Precinct 1	18	8	4	44	74	0
City of Menominee, Ward 1, Precinct 1	202	1,539	City of Menominee, Ward 1, Precinct 1	17	4	5	61	87	0
City of Menominee, Ward 2, Precinct 2	253	1,586	City of Menominee, Ward 2, Precinct 2	18	10	8	59	95	0
City of Menominee, Ward 3, Precinct 3	259	1,683	City of Menominee, Ward 3, Precinct 3	17	11	18	65	111	0
City of Menominee, Ward 4, Precinct 4	208	1,723	City of Menominee, Ward 4, Precinct 4	13	5	10	59	87	1
City of Stephenson, Precinct 1	147	601	City of Stephenson, Precinct 1	11	7	13	54	85	0
Menominee County Michigan - Total	3,251	18,739	Menominee County Michigan - Total	312	169	201	1,013	1,695	2



# United States Senator (R) (Vote for 1) REP

Precinct	Times Cast	Registered Voters	Precinct	John James (REP)	Sandy Pensler (REP)	Total Votes	Unresolved Write-In
<b>Menominee County Michigan</b>			<b>Menominee County Michigan</b>				
Cedarville Township, Precinct 1	78	229	Cedarville Township, Precinct 1	35	7	42	0
Daggett Township, Precinct 1	130	525	Daggett Township, Precinct 1	51	18	69	2
Faithorn Township, Precinct 1	69	197	Faithorn Township, Precinct 1	27	11	38	1
Gourley Township, Precinct 1	48	339	Gourley Township, Precinct 1	17	13	30	0
Harris Township, Precinct 1	203	1,446	Harris Township, Precinct 1	87	43	130	0
Holmes Township, Precinct 1	64	281	Holmes Township, Precinct 1	24	16	40	0
Ingallston Township, Precinct 1	192	830	Ingallston Township, Precinct 1	89	34	123	0
Lake Township, Precinct 1	91	442	Lake Township, Precinct 1	41	16	57	0
Mellen Township, Precinct 1	134	900	Mellen Township, Precinct 1	46	18	64	0
Menominee Township, Precinct 1	297	1,852	Menominee Township, Precinct 1	100	41	141	0
Menominee Township, Precinct 2	198	1,266	Menominee Township, Precinct 2	67	27	94	0
Meyer Township, Precinct 1	176	780	Meyer Township, Precinct 1	60	44	104	0
Nadeau Township, Precinct 1	147	895	Nadeau Township, Precinct 1	52	32	84	0
Spalding Township, Precinct 1	223	1,171	Spalding Township, Precinct 1	69	37	106	0
Stephenson Township, Precinct 1	132	454	Stephenson Township, Precinct 1	46	25	71	0
City of Menominee, Ward 1, Precinct 1	202	1,539	City of Menominee, Ward 1, Precinct 1	60	26	86	0
City of Menominee, Ward 2, Precinct 2	253	1,586	City of Menominee, Ward 2, Precinct 2	68	27	95	0
City of Menominee, Ward 3, Precinct 3	259	1,683	City of Menominee, Ward 3, Precinct 3	79	30	109	0
City of Menominee, Ward 4, Precinct 4	208	1,723	City of Menominee, Ward 4, Precinct 4	70	19	89	1
City of Stephenson, Precinct 1	147	601	City of Stephenson, Precinct 1	47	33	80	0
<b>Menominee County Michigan - Total</b>	<b>3,251</b>	<b>18,739</b>	<b>Menominee County Michigan - Total</b>	<b>1,135</b>	<b>517</b>	<b>1,652</b>	<b>4</b>

# D1 Congressional (R) (Vote for 1) REP

Precinct	Times Cast	Registered Voters	Precinct	Jack Bergman (REP)	Total Votes	Unresolved Write-In
Menominee County Michigan			Menominee County Michigan			
Cedarville Township, Precinct 1	78	229	Cedarville Township, Precinct 1	36	36	0
Daggett Township, Precinct 1	130	525	Daggett Township, Precinct 1	65	65	2
Faithorn Township, Precinct 1	69	197	Faithorn Township, Precinct 1	39	39	1
Gourley Township, Precinct 1	48	339	Gourley Township, Precinct 1	29	29	0
Harris Township, Precinct 1	203	1,446	Harris Township, Precinct 1	123	123	0
Holmes Township, Precinct 1	64	281	Holmes Township, Precinct 1	40	40	0
Ingallston Township, Precinct 1	192	830	Ingallston Township, Precinct 1	115	115	0
Lake Township, Precinct 1	91	442	Lake Township, Precinct 1	46	46	0
Mellen Township, Precinct 1	134	900	Mellen Township, Precinct 1	63	63	0
Menominee Township, Precinct 1	297	1,852	Menominee Township, Precinct 1	131	131	0
Menominee Township, Precinct 2	198	1,266	Menominee Township, Precinct 2	89	89	2
Meyer Township, Precinct 1	176	780	Meyer Township, Precinct 1	99	99	0
Nadeau Township, Precinct 1	147	895	Nadeau Township, Precinct 1	81	81	0
Spalding Township, Precinct 1	223	1,171	Spalding Township, Precinct 1	108	108	1
Stephenson Township, Precinct 1	132	454	Stephenson Township, Precinct 1	70	70	0
City of Menominee, Ward 1, Precinct 1	202	1,539	City of Menominee, Ward 1, Precinct 1	80	80	0
City of Menominee, Ward 2, Precinct 2	253	1,586	City of Menominee, Ward 2, Precinct 2	86	86	0
City of Menominee, Ward 3, Precinct 3	259	1,683	City of Menominee, Ward 3, Precinct 3	102	102	0
City of Menominee, Ward 4, Precinct 4	208	1,723	City of Menominee, Ward 4, Precinct 4	83	83	2
City of Stephenson, Precinct 1	147	601	City of Stephenson, Precinct 1	82	82	0
Menominee County Michigan - Total	3,251	18,739	Menominee County Michigan - Total	1,567	1,567	8

# D38 State Senate (R) (Vote for 1) REP

Precinct	Times Cast	Registered Voters	Precinct	Mike Carey (REP)	Ed McBroom (REP)	Total Votes	Unresolved Write-In
Menominee County Michigan			Menominee County Michigan				
Cedarville Township, Precinct 1	78	229	Cedarville Township, Precinct 1	6	43	49	0
Daggett Township, Precinct 1	130	525	Daggett Township, Precinct 1	21	59	80	1
Faithorn Township, Precinct 1	69	197	Faithorn Township, Precinct 1	7	45	52	0
Gourley Township, Precinct 1	48	339	Gourley Township, Precinct 1	6	26	32	0
Harris Township, Precinct 1	203	1,446	Harris Township, Precinct 1	13	129	142	0
Holmes Township, Precinct 1	64	281	Holmes Township, Precinct 1	17	26	43	0
Ingallston Township, Precinct 1	192	830	Ingallston Township, Precinct 1	44	84	128	0
Lake Township, Precinct 1	91	442	Lake Township, Precinct 1	22	40	62	0
Mellen Township, Precinct 1	134	900	Mellen Township, Precinct 1	17	55	72	0
Menominee Township, Precinct 1	297	1,852	Menominee Township, Precinct 1	35	109	144	0
Menominee Township, Precinct 1	198	1,266	Menominee Township, Precinct 1	36	63	99	0
Menominee Township, Precinct 2			Menominee Township, Precinct 2				
Meyer Township, Precinct 1	176	780	Meyer Township, Precinct 1	19	96	115	0
Nadeau Township, Precinct 1	147	895	Nadeau Township, Precinct 1	10	88	98	0
Spalding Township, Precinct 1	223	1,171	Spalding Township, Precinct 1	19	113	132	0
Stephenson Township, Precinct 1	132	454	Stephenson Township, Precinct 1	15	71	86	0
City of Menominee, Ward 1, Precinct 1	202	1,539	City of Menominee, Ward 1, Precinct 1	32	57	89	0
City of Menominee, Ward 2, Precinct 1	253	1,586	City of Menominee, Ward 2, Precinct 1	27	66	93	0
City of Menominee, Ward 3, Precinct 2	259	1,683	City of Menominee, Ward 3, Precinct 2	29	83	112	0
City of Menominee, Ward 4, Precinct 3	208	1,723	City of Menominee, Ward 4, Precinct 3	20	71	91	0
City of Menominee, Ward 4, Precinct 4			City of Menominee, Ward 4, Precinct 4				
City of Stephenson, Precinct 1	147	601	City of Stephenson, Precinct 1	21	75	96	0
Menominee County Michigan - Total	3,251	18,739	Menominee County Michigan - Total	416	1,399	1,815	1

# D108 Representative (R) (Vote for 1) REP

Precinct	Times Cast	Registered Voters	Precinct	Beau Matthew LaFave (REP)	Total Votes	Unresolved Write-In
Menominee County Michigan			Menominee County Michigan			
Cedarville Township, Precinct 1	78	229	Cedarville Township, Precinct 1	40	40	0
Daggett Township, Precinct 1	130	525	Daggett Township, Precinct 1	65	65	2
Faithorn Township, Precinct 1	69	197	Faithorn Township, Precinct 1	44	44	1
Gourley Township, Precinct 1	48	339	Gourley Township, Precinct 1	31	31	0
Harris Township, Precinct 1	203	1,446	Harris Township, Precinct 1	130	130	0
Holmes Township, Precinct 1	64	281	Holmes Township, Precinct 1	39	39	0
Ingallston Township, Precinct 1	192	830	Ingallston Township, Precinct 1	115	115	1
Lake Township, Precinct 1	91	442	Lake Township, Precinct 1	45	45	3
Mellen Township, Precinct 1	134	900	Mellen Township, Precinct 1	64	64	0
Menominee Township, Precinct 1	297	1,852	Menominee Township, Precinct 1	130	130	1
Menominee Township, Precinct 2	198	1,266	Menominee Township, Precinct 2	86	86	1
Meyer Township, Precinct 1	176	780	Meyer Township, Precinct 1	105	105	0
Nadeau Township, Precinct 1	147	895	Nadeau Township, Precinct 1	88	88	0
Spalding Township, Precinct 1	223	1,171	Spalding Township, Precinct 1	118	118	0
Stephenson Township, Precinct 1	132	454	Stephenson Township, Precinct 1	71	71	0
City of Menominee, Ward 1, Precinct 1	202	1,539	City of Menominee, Ward 1, Precinct 1	82	82	0
City of Menominee, Ward 2, Precinct 2	253	1,586	City of Menominee, Ward 2, Precinct 2	81	81	1
City of Menominee, Ward 3, Precinct 3	259	1,683	City of Menominee, Ward 3, Precinct 3	99	99	1
City of Menominee, Ward 4, Precinct 4	208	1,723	City of Menominee, Ward 4, Precinct 4	77	77	1
City of Stephenson, Precinct 1	147	601	City of Stephenson, Precinct 1	87	87	0
Menominee County Michigan - Total	3,251	18,739	Menominee County Michigan - Total	1,597	1,597	12

# Governor (D) (Vote for 1) DEM

Precinct	Times Cast	Registered Voters	Precinct	Abdul El-Sayed (DEM)	Shri Thanedar (DEM)	Gretchen Whitmer (DEM)	Total Votes	Unresolved Write-In
Menominee County Michigan			Menominee County Michigan					
Cedarville Township, Precinct 1	78	229	Cedarville Township, Precinct 1	6	0	21	27	0
Daggett Township, Precinct 1	130	525	Daggett Township, Precinct 1	10	9	23	42	0
Faithorn Township, Precinct 1	69	197	Faithorn Township, Precinct 1	1	2	12	15	0
Gourley Township, Precinct 1	48	339	Gourley Township, Precinct 1	2	6	6	14	0
Harris Township, Precinct 1	203	1,446	Harris Township, Precinct 1	7	12	38	57	0
Holmes Township, Precinct 1	64	281	Holmes Township, Precinct 1	3	3	7	13	0
Ingallston Township, Precinct 1	192	830	Ingallston Township, Precinct 1	10	8	37	55	1
Lake Township, Precinct 1	91	442	Lake Township, Precinct 1	3	2	17	22	0
Mellen Township, Precinct 1	134	900	Mellen Township, Precinct 1	12	6	39	57	0
Menominee Township, Precinct 1	297	1,852	Menominee Township, Precinct 1	18	12	110	140	0
Menominee Township, Precinct 2	198	1,266	Menominee Township, Precinct 2	14	10	69	93	0
Meyer Township, Precinct 1	176	780	Meyer Township, Precinct 1	4	13	37	54	0
Nadeau Township, Precinct 1	147	895	Nadeau Township, Precinct 1	6	4	36	46	0
Spalding Township, Precinct 1	223	1,171	Spalding Township, Precinct 1	18	15	47	80	1
Stephenson Township, Precinct 1	132	454	Stephenson Township, Precinct 1	5	4	29	38	1
City of Menominee, Ward 1, Precinct 1	202	1,539	City of Menominee, Ward 1, Precinct 1	29	15	61	105	1
City of Menominee, Ward 2, Precinct 2	253	1,586	City of Menominee, Ward 2, Precinct 2	30	25	84	139	0
City of Menominee, Ward 3, Precinct 3	259	1,683	City of Menominee, Ward 3, Precinct 3	23	14	94	131	0
City of Menominee, Ward 4, Precinct 4	208	1,723	City of Menominee, Ward 4, Precinct 4	23	10	67	100	1
City of Stephenson, Precinct 1	147	601	City of Stephenson, Precinct 1	4	5	31	40	1
Menominee County Michigan - Total	3,251	18,739	Menominee County Michigan - Total	228	175	865	1,268	6

# United States Senator (D) (Vote for 1) DEM

Precinct	Times Cast	Registered Voters	Precinct	Debbie Stabenow (DEM)	Total Votes	Unresolved Write-In
<b>Menominee County Michigan</b>			<b>Menominee County Michigan</b>			
Cedarville Township, Precinct 1	78	229	Cedarville Township, Precinct 1	27	27	0
Daggett Township, Precinct 1	130	525	Daggett Township, Precinct 1	42	42	0
Faithorn Township, Precinct 1	69	197	Faithorn Township, Precinct 1	15	15	0
Gourley Township, Precinct 1	48	339	Gourley Township, Precinct 1	14	14	0
Harris Township, Precinct 1	203	1,446	Harris Township, Precinct 1	55	55	0
Holmes Township, Precinct 1	64	281	Holmes Township, Precinct 1	13	13	0
Ingallston Township, Precinct 1	192	830	Ingallston Township, Precinct 1	55	55	0
Lake Township, Precinct 1	91	442	Lake Township, Precinct 1	21	21	0
Mellen Township, Precinct 1	134	900	Mellen Township, Precinct 1	55	55	0
Menominee Township, Precinct 1	297	1,852	Menominee Township, Precinct 1	140	140	0
Menominee Township, Precinct 2	198	1,266	Menominee Township, Precinct 2	87	87	1
Meyer Township, Precinct 1	176	780	Meyer Township, Precinct 1	51	51	0
Nadeau Township, Precinct 1	147	895	Nadeau Township, Precinct 1	44	44	0
Spalding Township, Precinct 1	223	1,171	Spalding Township, Precinct 1	74	74	0
Stephenson Township, Precinct 1	132	454	Stephenson Township, Precinct 1	38	38	0
City of Menominee, Ward 1, Precinct 1	202	1,539	City of Menominee, Ward 1, Precinct 1	100	100	1
City of Menominee, Ward 2, Precinct 2	253	1,586	City of Menominee, Ward 2, Precinct 2	141	141	0
City of Menominee, Ward 3, Precinct 3	259	1,683	City of Menominee, Ward 3, Precinct 3	127	127	0
City of Menominee, Ward 4, Precinct 4	208	1,723	City of Menominee, Ward 4, Precinct 4	95	95	0
City of Stephenson, Precinct 1	147	601	City of Stephenson, Precinct 1	38	38	0
<b>Menominee County Michigan - Total</b>	<b>3,251</b>	<b>18,739</b>	<b>Menominee County Michigan - Total</b>	<b>1,232</b>	<b>1,232</b>	<b>2</b>

# D1 Congressional (D) (Vote for 1) DEM

Precinct	Times Cast	Registered Voters	Precinct	Total Votes	Unresolved Write-In
Menominee County Michigan			<b>Menominee County Michigan</b>		
Cedarville Township, Precinct 1	78	229	Cedarville Township, Precinct 1	0	13
Daggett Township, Precinct 1	130	525	Daggett Township, Precinct 1	0	5
Faithorn Township, Precinct 1	69	197	Faithorn Township, Precinct 1	0	4
Gourley Township, Precinct 1	48	339	Gourley Township, Precinct 1	0	5
Harris Township, Precinct 1	203	1,446	Harris Township, Precinct 1	0	19
Holmes Township, Precinct 1	64	281	Holmes Township, Precinct 1	0	2
Ingallston Township, Precinct 1	192	830	Ingallston Township, Precinct 1	0	22
Lake Township, Precinct 1	91	442	Lake Township, Precinct 1	0	14
Mellen Township, Precinct 1	134	900	Mellen Township, Precinct 1	0	18
Menominee Township, Precinct 1	297	1,852	Menominee Township, Precinct 1	0	52
Menominee Township, Precinct 2	198	1,266	Menominee Township, Precinct 2	0	28
Meyer Township, Precinct 1	176	780	Meyer Township, Precinct 1	0	24
Nadeau Township, Precinct 1	147	895	Nadeau Township, Precinct 1	0	28
Spalding Township, Precinct 1	223	1,171	Spalding Township, Precinct 1	0	40
Stephenson Township, Precinct 1	132	454	Stephenson Township, Precinct 1	0	7
City of Menominee, Ward 1, Precinct 1	202	1,539	City of Menominee, Ward 1, Precinct 1	0	43
City of Menominee, Ward 2, Precinct 2	253	1,586	City of Menominee, Ward 2, Precinct 2	0	57
City of Menominee, Ward 3, Precinct 3	259	1,683	City of Menominee, Ward 3, Precinct 3	0	47
City of Menominee, Ward 4, Precinct 4	208	1,723	City of Menominee, Ward 4, Precinct 4	0	22
City of Stephenson, Precinct 1	147	601	City of Stephenson, Precinct 1	0	8
Menominee County Michigan - Total	3,251	18,739	Menominee County Michigan - Total	0	458

# D38 State Senate (D) (Vote for 1) DEM

Precinct	Times Cast	Registered Voters	Precinct	Scott Dianda (DEM)	Total Votes	Unresolved Write-In
Menominee County Michigan			Menominee County Michigan			
Cedarville Township, Precinct 1	78	229	Cedarville Township, Precinct 1	26	26	0
Daggett Township, Precinct 1	130	525	Daggett Township, Precinct 1	38	38	0
Faithorn Township, Precinct 1	69	197	Faithorn Township, Precinct 1	14	14	0
Gourley Township, Precinct 1	48	339	Gourley Township, Precinct 1	13	13	1
Harris Township, Precinct 1	203	1,446	Harris Township, Precinct 1	46	46	0
Holmes Township, Precinct 1	64	281	Holmes Township, Precinct 1	10	10	0
Ingallston Township, Precinct 1	192	830	Ingallston Township, Precinct 1	55	55	0
Lake Township, Precinct 1	91	442	Lake Township, Precinct 1	20	20	0
Mellen Township, Precinct 1	134	900	Mellen Township, Precinct 1	53	53	0
Menominee Township, Precinct 1	297	1,852	Menominee Township, Precinct 1	132	132	0
Menominee Township, Precinct 2	198	1,266	Menominee Township, Precinct 2	83	83	1
Meyer Township, Precinct 1	176	780	Meyer Township, Precinct 1	48	48	1
Nadeau Township, Precinct 1	147	895	Nadeau Township, Precinct 1	43	43	1
Spalding Township, Precinct 1	223	1,171	Spalding Township, Precinct 1	69	69	1
Stephenson Township, Precinct 1	132	454	Stephenson Township, Precinct 1	33	33	0
City of Menominee, Ward 1, Precinct 1	202	1,539	City of Menominee, Ward 1, Precinct 1	97	97	0
City of Menominee, Ward 2, Precinct 2	253	1,586	City of Menominee, Ward 2, Precinct 2	133	133	0
City of Menominee, Ward 3, Precinct 3	259	1,683	City of Menominee, Ward 3, Precinct 3	115	115	0
City of Menominee, Ward 4, Precinct 4	208	1,723	City of Menominee, Ward 4, Precinct 4	94	94	0
City of Stephenson, Precinct 1	147	601	City of Stephenson, Precinct 1	36	36	0
Menominee County Michigan - Total	3,251	18,739	Menominee County Michigan - Total	1,158	1,158	5



# D108 Representative (D) (Vote for 1) DEM

Precinct	Times Cast	Registered Voters	Precinct	Bob Romps (DEM)	Total Votes	Unresolved Write-In
Menominee County Michigan			Menominee County Michigan			
Cedarville Township, Precinct 1	78	229	Cedarville Township, Precinct 1	27	27	0
Daggett Township, Precinct 1	130	525	Daggett Township, Precinct 1	38	38	0
Faithorn Township, Precinct 1	69	197	Faithorn Township, Precinct 1	14	14	0
Gourley Township, Precinct 1	48	339	Gourley Township, Precinct 1	12	12	0
Harris Township, Precinct 1	203	1,446	Harris Township, Precinct 1	45	45	0
Holmes Township, Precinct 1	64	281	Holmes Township, Precinct 1	9	9	0
Ingallston Township, Precinct 1	192	830	Ingallston Township, Precinct 1	53	53	0
Lake Township, Precinct 1	91	442	Lake Township, Precinct 1	22	22	0
Mellen Township, Precinct 1	134	900	Mellen Township, Precinct 1	52	52	0
Menominee Township, Precinct 1	297	1,852	Menominee Township, Precinct 1	126	126	2
Menominee Township, Precinct 2	198	1,266	Menominee Township, Precinct 2	80	80	2
Meyer Township, Precinct 1	176	780	Meyer Township, Precinct 1	47	47	0
Nadeau Township, Precinct 1	147	895	Nadeau Township, Precinct 1	42	42	0
Spalding Township, Precinct 1	223	1,171	Spalding Township, Precinct 1	66	66	1
Stephenson Township, Precinct 1	132	454	Stephenson Township, Precinct 1	33	33	0
City of Menominee, Ward 1, Precinct 1	202	1,539	City of Menominee, Ward 1, Precinct 1	95	95	0
City of Menominee, Ward 2, Precinct 2	253	1,586	City of Menominee, Ward 2, Precinct 2	129	129	2
City of Menominee, Ward 3, Precinct 3	259	1,683	City of Menominee, Ward 3, Precinct 3	119	119	0
City of Menominee, Ward 4, Precinct 4	208	1,723	City of Menominee, Ward 4, Precinct 4	95	95	0
City of Stephenson, Precinct 1	147	601	City of Stephenson, Precinct 1	37	37	0
Menominee County Michigan - Total	3,251	18,739	Menominee County Michigan - Total	1,141	1,141	7

# Governor (L) (Vote for 1) LIB

Precinct	Times Cast	Registered Voters	Precinct	Bill Gelineau (LIB)	John J. Tatar (LIB)	Total Votes	Unresolved Write-In
<b>Menominee County Michigan</b>			<b>Menominee County Michigan</b>				
Cedarville Township, Precinct 1	78	229	Cedarville Township, Precinct 1	0	0	0	0
Daggett Township, Precinct 1	130	525	Daggett Township, Precinct 1	2	0	2	0
Faithorn Township, Precinct 1	69	197	Faithorn Township, Precinct 1	1	0	1	0
Gourley Township, Precinct 1	48	339	Gourley Township, Precinct 1	0	0	0	0
Harris Township, Precinct 1	203	1,446	Harris Township, Precinct 1	0	0	0	0
Holmes Township, Precinct 1	64	281	Holmes Township, Precinct 1	0	0	0	0
Ingallston Township, Precinct 1	192	830	Ingallston Township, Precinct 1	1	0	1	0
Lake Township, Precinct 1	91	442	Lake Township, Precinct 1	0	0	0	0
Mellen Township, Precinct 1	134	900	Mellen Township, Precinct 1	0	0	0	0
Menominee Township, Precinct 1	297	1,852	Menominee Township, Precinct 1	0	1	1	0
Menominee Township, Precinct 2	198	1,266	Menominee Township, Precinct 2	0	0	0	0
Meyer Township, Precinct 1	176	780	Meyer Township, Precinct 1	0	0	0	0
Nadeau Township, Precinct 1	147	895	Nadeau Township, Precinct 1	0	0	0	0
Spalding Township, Precinct 1	223	1,171	Spalding Township, Precinct 1	0	1	1	0
Stephenson Township, Precinct 1	132	454	Stephenson Township, Precinct 1	0	0	0	0
City of Menominee, Ward 1, Precinct 1	202	1,539	City of Menominee, Ward 1, Precinct 1	0	0	0	0
City of Menominee, Ward 2, Precinct 2	253	1,586	City of Menominee, Ward 2, Precinct 2	2	1	3	0
City of Menominee, Ward 3, Precinct 3	259	1,683	City of Menominee, Ward 3, Precinct 3	2	0	2	0
City of Menominee, Ward 4, Precinct 4	208	1,723	City of Menominee, Ward 4, Precinct 4	3	0	3	0
City of Stephenson, Precinct 1	147	601	City of Stephenson, Precinct 1	1	0	1	0
Menominee County Michigan - Total	3,251	18,739	Menominee County Michigan - Total	12	3	15	0

## State of Michigan / County of Menominee Write-in Vote Certification Report

Jurisdiction Name	Precinct #	Name of Candidate	Office Sought	Total Votes for Precinct
City of Menominee	1	Matthew Morgan	Representative in Congress, 1st District	36
City of Menominee	2	Matthew Morgan	Representative in Congress, 1st District	46
City of Menominee	3	Matthew Morgan	Representative in Congress, 1st District	40
City of Menominee	4	Matthew Morgan	Representative in Congress, 1st District	18
Cedarville Township		Matthew Morgan	Representative in Congress, 1st District	13
Daggett Township		Matthew Morgan	Representative in Congress, 1st District	3
Fathorn Township		Matthew Morgan	Representative in Congress, 1st District	4
Gourley Township		Matthew Morgan	Representative in Congress, 1st District	4
Harris Township		Matthew Morgan	Representative in Congress, 1st District	18
Holmes Township		Matthew Morgan	Representative in Congress, 1st District	2
Ingallston Township		Matthew Morgan	Representative in Congress, 1st District	20
Lake Township		Matthew Morgan	Representative in Congress, 1st District	11
Mellen Township		Matthew Morgan	Representative in Congress, 1st District	15
Menominee Township	1	Matthew Morgan	Representative in Congress, 1st District	45
Menominee Township	2	Matthew Morgan	Representative in Congress, 1st District	23
Meyer Township		Matthew Morgan	Representative in Congress, 1st District	19
Nadeau Township		Matthew Morgan	Representative in Congress, 1st District	28
Spalding Township		Matthew Morgan	Representative in Congress, 1st District	29
Stephenson Township		Matthew Morgan	Representative in Congress, 1st District	7
City of Stephenson		Matthew Morgan	Representative in Congress, 1st District	5
City of Stephenson		William Cobbs	Governor	1



## City of Midland Ward 5 Precinct 5

2018-08-07 22:25:14

### Governor (R) (Vote for 1)

Midland County: Precincts reported:	49 of 50	98.00%
Ballots:	372	
Undervotes:	0	
Overvotes:	0	
Double Votes:	0	
<hr/>		
Brian Calley	36	20.00%
Patrick Colbeck	5	2.78%
Jim Hines	23	12.78%
Bill Schuette	116	64.44%
Write-in	0	0.00%
<b>Total</b>	<b>180</b>	<b>100.00%</b>

### United States Senator (R) (Vote for 1)

Midland County: Precincts reported:	49 of 50	98.00%
Ballots:	372	
Undervotes:	15	
Overvotes:	0	
Double Votes:	0	
<hr/>		
John James	90	54.55%
Sandy Pensler	75	45.45%
Write-in	0	0.00%
<b>Total</b>	<b>165</b>	<b>100.00%</b>

### Rep in Congress 4th (R) (Vote for 1)

US Rep 4th: Precincts reported:	48 of 49	97.96%
Ballots:	372	
Undervotes:	16	
Overvotes:	0	
Double Votes:	0	
<hr/>		
John Moolenaar	164	100.00%
Write-in	0	0.00%
<b>Total</b>	<b>164</b>	<b>100.00%</b>

### State Senator 36th (R) (Vote for 1)

State Senate 36th: Precincts reported:	48 of 49	97.96%
Ballots:	372	
Undervotes:	14	
Overvotes:	0	
Double Votes:	0	
<hr/>		
Jim Stamas	166	100.00%
Write-in	0	0.00%

Total 166 100.00%

**Rep in Legislature 98th District (R) (Vote for 1)**

State Rep 98th District: Precincts reported:	37 of 38	97.37%
Ballots:	372	
Undervotes:	20	
Overvotes:	0	
Double Votes:	0	
<hr/>		
Annette Glenn	90	56.25%
Carl L. Hamann	70	43.75%
Write-in	0	0.00%
Total	160	100.00%

**County Commissioner 7th District (R) (Vote for 1)**

County Commissioner 7th District: Precincts reported:	7 of 7	100.00%
Ballots:	372	
Undervotes:	36	
Overvotes:	0	
Double Votes:	0	
<hr/>		
Scott D. Noesen	144	100.00%
Write-in	0	0.00%
Total	144	100.00%

**Delegate for City of Midland Ward 5 Pct 5 (R) (Vote for 4)**

City of Midland Ward 5 Pct 5: Precincts reported:	1 of 1	100.00%
Ballots:	372	
Undervotes:	578	
Overvotes:	0	
Double Votes:	0	
<hr/>		
Brian Kluck	142	100.00%
Write-in	0	0.00%
Total	142	100.00%

**Governor (D) (Vote for 1)**

Midland County: Precincts reported:	49 of 50	98.00%
Ballots:	372	
Undervotes:	1	
Overvotes:	0	
Double Votes:	0	
<hr/>		
Abdul El-Sayed	49	26.92%
Shri Thanedar	38	20.88%
Gretchen Whitmer	94	51.65%
Write-in	1	0.55%
Total	182	100.00%

**United States Senator (D) (Vote for 1)**

Midland County: Precincts reported:	49 of 50	98.00%
Ballots:	372	
Undervotes:	10	
Overvotes:	0	
Double Votes:	0	
<hr/>		
Debbie Stabenow	171	98.84%
Write-in	2	1.16%
<hr/>		
<b>Total</b>	<b>173</b>	<b>100.00%</b>

**Rep in Congress 4th (D) (Vote for 1)**

US Rep 4th: Precincts reported:	48 of 49	97.96%
Ballots:	372	
Undervotes:	23	
Overvotes:	0	
Double Votes:	0	
<hr/>		
Jerry Hilliard	73	45.63%
Zigmond A. Kozicki	85	53.13%
Write-in	2	1.25%
<hr/>		
<b>Total</b>	<b>160</b>	<b>100.00%</b>

**State Senator 36th (D) (Vote for 1)**

State Senate 36th: Precincts reported:	48 of 49	97.96%
Ballots:	372	
Undervotes:	21	
Overvotes:	0	
Double Votes:	0	
<hr/>		
Joe Weir	161	99.38%
Write-in	1	0.62%
<hr/>		
<b>Total</b>	<b>162</b>	<b>100.00%</b>

**Rep in Legislature 98th District (D) (Vote for 1)**

State Rep 98th District: Precincts reported:	37 of 38	97.37%
Ballots:	372	
Undervotes:	16	
Overvotes:	0	
Double Votes:	0	
<hr/>		
Sarah Schulz	166	99.40%
Write-in	1	0.60%
<hr/>		
<b>Total</b>	<b>167</b>	<b>100.00%</b>

**County Commissioner 7th District (D) (Vote for 1)**

7 of 7 100.00%

County Commissioner 7th District: Precincts reported:

Ballots:	372	
Undervotes:	169	
Overvotes:	0	
Double Votes:	0	
<hr/>		
Write-in	14	100.00%
<b>Total</b>	<b>14</b>	<b>100.00%</b>

Delegate for City of Midland Ward 5 Pct 5 (D) (Vote for 2)

City of Midland Ward 5 Pct 5: Precincts reported:	1 of 1	100.00%
Ballots:	372	
Undervotes:	125	
Overvotes:	0	
Double Votes:	0	
<hr/>		
Linda M. Barth	132	54.77%
Marie Johansen	107	44.40%
Write-in	2	0.83%
<b>Total</b>	<b>241</b>	<b>100.00%</b>

Governor (L) (Vote for 1)

Midland County: Precincts reported:	49 of 50	98.00%
Ballots:	372	
Undervotes:	0	
Overvotes:	0	
Double Votes:	0	
<hr/>		
Bill Gelineau	1	50.00%
John J. Tatar	1	50.00%
Write-in	0	0.00%
<b>Total</b>	<b>2</b>	<b>100.00%</b>

United States Senator (L) (Vote for 1)

Midland County: Precincts reported:	49 of 50	98.00%
Ballots:	372	
Undervotes:	1	
Overvotes:	0	
Double Votes:	0	
<hr/>		
Write-in	1	100.00%
<b>Total</b>	<b>1</b>	<b>100.00%</b>

Rep in Congress 4th (L) (Vote for 1)

US Rep 4th: Precincts reported:	48 of 49	97.96%
Ballots:	372	
Undervotes:	1	
Overvotes:	0	



Double Votes:	0	
Write-in	1	100.00%
<b>Total</b>	<b>1</b>	<b>100.00%</b>

**State Senator 36th (L) (Vote for 1)**

State Senate 36th: Precincts reported:	48 of 49	97.96%
Ballots:	372	
Undervotes:	1	
Overvotes:	0	
Double Votes:	0	
Write-in	1	100.00%
<b>Total</b>	<b>1</b>	<b>100.00%</b>

**Rep in Legislature 98th District (L) (Vote for 1)**

State Rep 98th District: Precincts reported:	37 of 38	97.37%
Ballots:	372	
Undervotes:	1	
Overvotes:	0	
Double Votes:	0	
Write-in	1	100.00%
<b>Total</b>	<b>1</b>	<b>100.00%</b>

**County Commissioner 7th District (L) (Vote for 1)**

County Commissioner 7th District: Precincts reported:	7 of 7	100.00%
Ballots:	372	
Undervotes:	1	
Overvotes:	0	
Double Votes:	0	
Write-in	1	100.00%
<b>Total</b>	<b>1</b>	<b>100.00%</b>

**Delegate for City of Midland Ward 5 Pct 5 (L) (Vote for 2)**

City of Midland Ward 5 Pct 5: Precincts reported:	1 of 1	100.00%
Ballots:	372	
Undervotes:	3	
Overvotes:	0	
Double Votes:	0	
Write-in	1	100.00%
<b>Total</b>	<b>1</b>	<b>100.00%</b>

**County Proposal 1 SERVICES TO OLDER CITIZENS MILLAGE RENEWAL PROPOSAL (Vote for 1)**

Midland: Precincts reported:	48 of 49	97.96%
------------------------------	----------	--------

## Results per Tabulator Midland August 2018

2018-08-07 20:22:20

### Governor (R) (Vote for 1)

Tabulator	Brian Calley	Patrick Colbeck	Jim Hines	Bill Schuette	Write-in	Overvotes	Undervotes	Total ballots
City of Coleman Pct 1 ICP 1	17	6	13	87	0	0	1	225
<b>Total</b>	<b>17</b>	<b>6</b>	<b>13</b>	<b>87</b>	<b>0</b>	<b>0</b>	<b>1</b>	<b>225</b>

### United States Senator (R) (Vote for 1)

Tabulator	John James	Sandy Pensler	Write-in	Overvotes	Undervotes	Total ballots
City of Coleman Pct 1 ICP 1	47	69	0	0	8	225
<b>Total</b>	<b>47</b>	<b>69</b>	<b>0</b>	<b>0</b>	<b>8</b>	<b>225</b>

### Rep in Congress 4th (R) (Vote for 1)

Tabulator	John Moolenaar	Write-in	Overvotes	Undervotes	Total ballots
City of Coleman Pct 1 ICP 1	115	0	0	9	225
<b>Total</b>	<b>115</b>	<b>0</b>	<b>0</b>	<b>9</b>	<b>225</b>

### State Senator 36th (R) (Vote for 1)

Tabulator	Jim Stamas	Write-in	Overvotes	Undervotes	Total ballots
City of Coleman Pct 1 ICP 1	116	1	0	7	225
<b>Total</b>	<b>116</b>	<b>1</b>	<b>0</b>	<b>7</b>	<b>225</b>

**Rep in Legislature 99th District (R) (Vote for 1)**

Tabulator	Roger Hauck	Write-in	Overvotes	Undervotes	Total ballots
City of Coleman Pct 1 ICP 1	115	1	0	8	225
<b>Total</b>	<b>115</b>	<b>1</b>	<b>0</b>	<b>8</b>	<b>225</b>

**County Commissioner 1st District (R) (Vote for 1)**

Tabulator	Jeanette M. Snyder	Write-in	Overvotes	Undervotes	Total ballots
City of Coleman Pct 1 ICP 1	109	1	0	14	225
<b>Total</b>	<b>109</b>	<b>1</b>	<b>0</b>	<b>14</b>	<b>225</b>

**Delegate for City of Coleman Pct 1 (R) (Vote for 2)**

Tabulator	Write-in	Overvotes	Undervotes	Total ballots
City of Coleman Pct 1 ICP 1	3	0	245	225
<b>Total</b>	<b>3</b>	<b>0</b>	<b>245</b>	<b>225</b>

**Governor (D) (Vote for 1)**

Tabulator	Abdul El-Sayed	Shri Thanedar	Gretchen Whitmer	Write-in	Overvotes	Undervotes	Total ballots
City of Coleman Pct 1 ICP 1	19	19	48	0	1	0	225
<b>Total</b>	<b>19</b>	<b>19</b>	<b>48</b>	<b>0</b>	<b>1</b>	<b>0</b>	<b>225</b>

**United States Senator (D) (Vote for 1)**

Tabulator	Debbie Stabenow	Write-in	Overvotes	Undervotes	Total ballots
City of Coleman Pct 1 ICP 1	78	0	0	9	225
<b>Total</b>	<b>78</b>	<b>0</b>	<b>0</b>	<b>9</b>	<b>225</b>

**Rep in Congress 4th (D) (Vote for 1)**

Tabulator	Jerry Hilliard	Zigmond A. Kozicki	Write-in	Overvotes	Undervotes	Total ballots
City of Coleman Pct 1 ICP 1	50	25	0	0	12	225
<b>Total</b>	<b>50</b>	<b>25</b>	<b>0</b>	<b>0</b>	<b>12</b>	<b>225</b>

**State Senator 36th (D) (Vote for 1)**

Tabulator	Joe Weir	Write-in	Overvotes	Undervotes	Total ballots
City of Coleman Pct 1 ICP 1	70	0	0	17	225
<b>Total</b>	<b>70</b>	<b>0</b>	<b>0</b>	<b>17</b>	<b>225</b>

**Rep in Legislature 99th District (D) (Vote for 1)**

Tabulator	Kristen Brown	Randall Doyle	Allison Quast-Lents	Write-in	Overvotes	Undervotes	Total ballots
City of Coleman Pct 1 ICP 1	52	11	16	0	0	8	225
<b>Total</b>	<b>52</b>	<b>11</b>	<b>16</b>	<b>0</b>	<b>0</b>	<b>8</b>	<b>225</b>

**County Commissioner 1st District (D) (Vote for 1)**

Tabulator	Write-in	Overvotes	Undervotes	Total ballots
City of Coleman Pct 1 ICP 1	11	0	76	225
<b>Total</b>	<b>11</b>	<b>0</b>	<b>76</b>	<b>225</b>

**Delegate for City of Coleman Pct 1 (D) (Vote for 1)**

Tabulator	Write-in	Overvotes	Undervotes	Total ballots
City of Coleman Pct 1 ICP 1	10	0	77	225
<b>Total</b>	<b>10</b>	<b>0</b>	<b>77</b>	<b>225</b>

**Governor (L) (Vote for 1)**

Tabulator	Bill Gelineau	John J. Tatar	Write-in	Overvotes	Undervotes	Total ballots
City of Coleman Pct 1 ICP 1	0	3	0	0	0	225
<b>Total</b>	<b>0</b>	<b>3</b>	<b>0</b>	<b>0</b>	<b>0</b>	<b>225</b>

**United States Senator (L) (Vote for 1)**

Tabulator	Write-in	Overvotes	Undervotes	Total ballots
City of Coleman Pct 1 ICP 1	1	0	2	225
<b>Total</b>	<b>1</b>	<b>0</b>	<b>2</b>	<b>225</b>

**Rep in Congress 4th (L) (Vote for 1)**

Tabulator	Write-in	Overvotes	Undervotes	Total ballots
City of Coleman Pct 1 ICP 1	1	0	2	225
<b>Total</b>	<b>1</b>	<b>0</b>	<b>2</b>	<b>225</b>

**State Senator 36th (L) (Vote for 1)**

Tabulator	Write-in	Overvotes	Undervotes	Total ballots
City of Coleman Pct 1 ICP 1	1	0	2	225
<b>Total</b>	<b>1</b>	<b>0</b>	<b>2</b>	<b>225</b>

**Rep in Legislature 99th District (L) (Vote for 1)**

Tabulator	Write-in	Overvotes	Undervotes	Total ballots
City of Coleman Pct 1 ICP 1	1	0	2	225
<b>Total</b>	<b>1</b>	<b>0</b>	<b>2</b>	<b>225</b>

**Edenville Precinct 1**

2018-08-07 22:40:42

**Governor (R) (Vote for 1)**

Midland County: Precincts reported:	49 of 50	98.00%
Ballots:	611	
Undervotes:	1	
Overvotes:	0	
Double Votes:	0	
<hr/>		
Brian Calley	56	14.36%
Patrick Colbeck	22	5.64%
Jim Hines	49	12.56%
Bill Schuette	263	67.44%
Write-in	0	0.00%
<b>Total</b>	<b>390</b>	<b>100.00%</b>

**United States Senator (R) (Vote for 1)**

Midland County: Precincts reported:	49 of 50	98.00%
Ballots:	611	
Undervotes:	24	
Overvotes:	0	
Double Votes:	0	
<hr/>		
John James	170	46.32%
Sandy Pensler	195	53.13%
Write-in	2	0.54%
<b>Total</b>	<b>367</b>	<b>100.00%</b>

**Rep in Congress 4th (R) (Vote for 1)**

US Rep 4th: Precincts reported:	48 of 49	97.96%
Ballots:	611	
Undervotes:	55	
Overvotes:	0	
Double Votes:	0	
<hr/>		
John Moolenaar	336	100.00%
Write-in	0	0.00%
<b>Total</b>	<b>336</b>	<b>100.00%</b>

**State Senator 36th (R) (Vote for 1)**

State Senate 36th: Precincts reported:	48 of 49	97.96%
Ballots:	611	
Undervotes:	55	
Overvotes:	0	
Double Votes:	0	
<hr/>		
Jim Stamas	334	99.40%
Write-in	2	0.60%

Total 336 100.00%

**Rep in Legislature 99th District (R) (Vote for 1)**

State Rep 99th District: Precincts reported:	12 of 12	100.00%
Ballots:	611	
Undervotes:	60	
Overvotes:	0	
Double Votes:	0	
<hr/>		
Roger Hauck	330	99.70%
Write-in	1	0.30%
<b>Total</b>	<b>331</b>	<b>100.00%</b>

**County Commissioner 1st District (R) (Vote for 1)**

County Commissioner 1st District: Precincts reported:	8 of 8	100.00%
Ballots:	611	
Undervotes:	72	
Overvotes:	0	
Double Votes:	0	
<hr/>		
Jeanette M. Snyder	317	99.37%
Write-in	2	0.63%
<b>Total</b>	<b>319</b>	<b>100.00%</b>

**Delegate for Edenville Twp Pct 1 (R) (Vote for 7)**

Edenville Twp Pct 1: Precincts reported:	1 of 1	100.00%
Ballots:	611	
Undervotes:	1,722	
Overvotes:	0	
Double Votes:	0	
<hr/>		
Melissa J. Anderson	201	19.80%
Deborah S. Moore	192	18.92%
Jeanette M. Snyder	224	22.07%
Jim Sperling	215	21.18%
Margaret Sperling	173	17.04%
Write-in	10	0.99%
<b>Total</b>	<b>1,015</b>	<b>100.00%</b>

**Governor (D) (Vote for 1)**

Midland County: Precincts reported:	49 of 50	98.00%
Ballots:	611	
Undervotes:	0	
Overvotes:	0	
Double Votes:	0	
<hr/>		
Abdul El-Sayed	36	17.14%
Shri Thanedar	30	14.29%
Gretchen Whitmer	144	68.57%

Write-in	0	0.00%
<b>Total</b>	<b>210</b>	<b>100.00%</b>

**United States Senator (D) (Vote for 1)**

Midland County: Precincts reported:	49 of 50	98.00%
Ballots:	611	
Undervotes:	26	
Overvotes:	0	
Double Votes:	0	
Debbie Stabenow	184	100.00%
Write-in	0	0.00%
<b>Total</b>	<b>184</b>	<b>100.00%</b>

**Rep in Congress 4th (D) (Vote for 1)**

US Rep 4th: Precincts reported:	48 of 49	97.96%
Ballots:	611	
Undervotes:	36	
Overvotes:	0	
Double Votes:	0	
Jerry Hilliard	111	63.79%
Zigmond A. Kozicki	62	35.63%
Write-in	1	0.57%
<b>Total</b>	<b>174</b>	<b>100.00%</b>

**State Senator 36th (D) (Vote for 1)**

State Senate 36th: Precincts reported:	48 of 49	97.96%
Ballots:	611	
Undervotes:	45	
Overvotes:	0	
Double Votes:	0	
Joe Weir	164	99.39%
Write-in	1	0.61%
<b>Total</b>	<b>165</b>	<b>100.00%</b>

**Rep in Legislature 99th District (D) (Vote for 1)**

State Rep 99th District: Precincts reported:	12 of 12	100.00%
Ballots:	611	
Undervotes:	26	
Overvotes:	0	
Double Votes:	0	
Kristen Brown	126	68.48%
Randall Doyle	22	11.96%
Allison Quasi-Lents	36	19.57%
Write-in	0	0.00%



<b>Total</b>	<b>184</b>	<b>100.00%</b>
--------------	------------	----------------

**County Commissioner 1st District (D) (Vote for 1)**

County Commissioner 1st District: Precincts reported:	8 of 8	100.00%
Ballots:	611	
Undervotes:	193	
Overvotes:	0	
Double Votes:	0	
<hr/>		
Write-in	17	100.00%
<b>Total</b>	<b>17</b>	<b>100.00%</b>

**Delegate for Edenville Twp Pct 1 (D) (Vote for 2)**

Edenville Twp Pct 1: Precincts reported:	1 of 1	100.00%
Ballots:	611	
Undervotes:	397	
Overvotes:	0	
Double Votes:	0	
<hr/>		
Write-in	23	100.00%
<b>Total</b>	<b>23</b>	<b>100.00%</b>

**Governor (L) (Vote for 1)**

Midland County: Precincts reported:	49 of 50	98.00%
Ballots:	611	
Undervotes:	0	
Overvotes:	0	
Double Votes:	0	
<hr/>		
Bill Gelineau	5	71.43%
John J. Tatar	2	28.57%
Write-in	0	0.00%
<b>Total</b>	<b>7</b>	<b>100.00%</b>

**United States Senator (L) (Vote for 1)**

Midland County: Precincts reported:	49 of 50	98.00%
Ballots:	611	
Undervotes:	6	
Overvotes:	0	
Double Votes:	0	
<hr/>		
Write-in	1	100.00%
<b>Total</b>	<b>1</b>	<b>100.00%</b>

**Rep in Congress 4th (L) (Vote for 1)**

US Rep 4th: Precincts reported:	48 of 49	97.96%
Ballots:	611	

Undervotes:	6	
Overvotes:	0	
Double Votes:	0	
Write-in	1	100.00%
<b>Total</b>	<b>1</b>	<b>100.00%</b>

**State Senator 36th (L) (Vote for 1)**

State Senate 36th: Precincts reported:	48 of 49	97.96%
Ballots:	611	
Undervotes:	6	
Overvotes:	0	
Double Votes:	0	
Write-in	1	100.00%
<b>Total</b>	<b>1</b>	<b>100.00%</b>

**Rep in Legislature 99th District (L) (Vote for 1)**

State Rep 99th District: Precincts reported:	12 of 12	100.00%
Ballots:	611	
Undervotes:	6	
Overvotes:	0	
Double Votes:	0	
Write-in	1	100.00%
<b>Total</b>	<b>1</b>	<b>100.00%</b>

**County Commissioner 1st District (L) (Vote for 1)**

County Commissioner 1st District: Precincts reported:	8 of 8	100.00%
Ballots:	611	
Undervotes:	6	
Overvotes:	0	
Double Votes:	0	
Write-in	1	100.00%
<b>Total</b>	<b>1</b>	<b>100.00%</b>

**Delegate for Edenville Twp Pct 1 (L) (Vote for 2)**

Edenville Twp Pct 1: Precincts reported:	1 of 1	100.00%
Ballots:	611	
Undervotes:	12	
Overvotes:	0	
Double Votes:	0	
Write-in	2	100.00%
<b>Total</b>	<b>2</b>	<b>100.00%</b>

## Results per Tabulator Midland August 2018

2018-08-07 21:40:31

### Governor (R) (Vote for 1)

Tabulator	Brian Calley	Patrick Colbeck	Jim Hines	Bill Schuette	Write-in	Overvotes	Undervotes	Total ballots
Geneva Township Pct 1 ICP 1	29	9	18	136	0	1	1	316
<b>Total</b>	<b>29</b>	<b>9</b>	<b>18</b>	<b>136</b>	<b>0</b>	<b>1</b>	<b>1</b>	<b>316</b>

### United States Senator (R) (Vote for 1)

Tabulator	John James	Sandy Pensler	Write-in	Overvotes	Undervotes	Total ballots
Geneva Township Pct 1 ICP 1	81	102	0	0	11	316
<b>Total</b>	<b>81</b>	<b>102</b>	<b>0</b>	<b>0</b>	<b>11</b>	<b>316</b>

### Rep in Congress 4th (R) (Vote for 1)

Tabulator	John Moolenaar	Write-in	Overvotes	Undervotes	Total ballots
Geneva Township Pct 1 ICP 1	170	1	0	23	316
<b>Total</b>	<b>170</b>	<b>1</b>	<b>0</b>	<b>23</b>	<b>316</b>

### State Senator 36th (R) (Vote for 1)

Tabulator	Jim Stamas	Write-in	Overvotes	Undervotes	Total ballots
Geneva Township Pct 1 ICP 1	176	0	0	18	316
<b>Total</b>	<b>176</b>	<b>0</b>	<b>0</b>	<b>18</b>	<b>316</b>

### Rep in Legislature 99th District (R) (Vote for 1)

Tabulator	Roger Hauck	Write-in	Overvotes	Undervotes	Total ballots
Geneva Township Pct 1 ICP 1	174	0	0	20	316
<b>Total</b>	<b>174</b>	<b>0</b>	<b>0</b>	<b>20</b>	<b>316</b>

### County Commissioner 1st District (R) (Vote for 1)

Tabulator	Jeanette M. Snyder	Write-in	Overvotes	Undervotes	Total ballots
Geneva Township Pct 1 ICP 1	165	1	0	28	316
<b>Total</b>	<b>165</b>	<b>1</b>	<b>0</b>	<b>28</b>	<b>316</b>

### Delegate for Geneva Twp Pct 1 (R) (Vote for 3)

Tabulator	Carolyn Whitmore	Write-in	Overvotes	Undervotes	Total ballots
Geneva Township Pct 1 ICP 1	163	1	0	418	316
<b>Total</b>	<b>163</b>	<b>1</b>	<b>0</b>	<b>418</b>	<b>316</b>

### Governor (D) (Vote for 1)

Tabulator	Abdul El-Sayed	Shri Thanedar	Gretchen Whitmer	Write-in	Overvotes	Undervotes	Total ballots
Geneva Township Pct 1 ICP 1	12	18	75	0	0	4	316
<b>Total</b>	<b>12</b>	<b>18</b>	<b>75</b>	<b>0</b>	<b>0</b>	<b>4</b>	<b>316</b>

### United States Senator (D) (Vote for 1)

Tabulator			Overvotes	Undervotes	

	Debbie Stabenow	Write-in			Total ballots
Geneva Township Pct 1 ICP 1	99	1	0	9	316
<b>Total</b>	<b>99</b>	<b>1</b>	<b>0</b>	<b>9</b>	<b>316</b>

### Rep in Congress 4th (D) (Vote for 1)

Tabulator	Jerry Hilliard	Zigmond A. Kozicki	Write-in	Overvotes	Undervotes	Total ballots
Geneva Township Pct 1 ICP 1	60	31	0	0	18	316
<b>Total</b>	<b>60</b>	<b>31</b>	<b>0</b>	<b>0</b>	<b>18</b>	<b>316</b>

### State Senator 36th (D) (Vote for 1)

Tabulator	Joe Weir	Write-in	Overvotes	Undervotes	Total ballots
Geneva Township Pct 1 ICP 1	90	0	0	19	316
<b>Total</b>	<b>90</b>	<b>0</b>	<b>0</b>	<b>19</b>	<b>316</b>

### Rep in Legislature 99th District (D) (Vote for 1)

Tabulator	Kristen Brown	Randall Doyle	Allison Quast-Lents	Write-in	Overvotes	Undervotes	Total ballots
Geneva Township Pct 1 ICP 1	55	14	26	0	0	14	316
<b>Total</b>	<b>55</b>	<b>14</b>	<b>26</b>	<b>0</b>	<b>0</b>	<b>14</b>	<b>316</b>

### County Commissioner 1st District (D) (Vote for 1)

Tabulator	Write-in	Overvotes	Undervotes	Total ballots
Geneva Township Pct 1 ICP 1	10	0	99	316
<b>Total</b>	<b>10</b>	<b>0</b>	<b>99</b>	<b>316</b>

**Delegate for Geneva Twp Pct 1 (D) (Vote for 1)**

Tabulator	Joseph P. Grabowski	Write-in	Overvotes	Undervotes	Total ballots
Geneva Township Pct 1 ICP 1	100	2	0	7	316
<b>Total</b>	<b>100</b>	<b>2</b>	<b>0</b>	<b>7</b>	<b>316</b>

**Governor (L) (Vote for 1)**

Tabulator	Bill Gelineau	John J. Tatar	Write-in	Overvotes	Undervotes	Total ballots
Geneva Township Pct 1 ICP 1	1	1	0	0	0	316
<b>Total</b>	<b>1</b>	<b>1</b>	<b>0</b>	<b>0</b>	<b>0</b>	<b>316</b>

**United States Senator (L) (Vote for 1)**

Tabulator	Write-in	Overvotes	Undervotes	Total ballots
Geneva Township Pct 1 ICP 1	0	0	2	316
<b>Total</b>	<b>0</b>	<b>0</b>	<b>2</b>	<b>316</b>

**Rep in Congress 4th (L) (Vote for 1)**

Tabulator	Write-in	Overvotes	Undervotes	Total ballots
Geneva Township Pct 1 ICP 1	0	0	2	316
<b>Total</b>	<b>0</b>	<b>0</b>	<b>2</b>	<b>316</b>

**State Senator 36th (L) (Vote for 1)**

Tabulator	Write-in	Overvotes	Undervotes	Total ballots
Geneva Township Pct 1 ICP 1	0	0	2	316
<b>Total</b>	<b>0</b>	<b>0</b>	<b>2</b>	<b>316</b>

### Rep in Legislature 99th District (L) (Vote for 1)

Tabulator	Write-in	Overvotes	Undervotes	Total ballots
Geneva Township Pct 1 ICP 1	0	0	2	316
<b>Total</b>	<b>0</b>	<b>0</b>	<b>2</b>	<b>316</b>

### County Commissioner 1st District (L) (Vote for 1)

Tabulator	Write-in	Overvotes	Undervotes	Total ballots
Geneva Township Pct 1 ICP 1	0	0	2	316
<b>Total</b>	<b>0</b>	<b>0</b>	<b>2</b>	<b>316</b>

### Delegate for Geneva Twp Pct 1 (L) (Vote for 2)

Tabulator	Write-in	Overvotes	Undervotes	Total ballots
Geneva Township Pct 1 ICP 1	0	0	4	316
<b>Total</b>	<b>0</b>	<b>0</b>	<b>4</b>	<b>316</b>

### County Proposal 1 SERVICES TO OLDER CITIZENS MILLAGE RENEWAL PROPOSAL (Vote for 1)

Tabulator	Yes	No	Overvotes	Undervotes	Total ballots
Geneva Township Pct 1 ICP 1	220	80	0	16	316
<b>Total</b>	<b>220</b>	<b>80</b>	<b>0</b>	<b>16</b>	<b>316</b>

### County Proposal 2 ROAD MILLAGE RENEWAL PROPOSAL (Vote for 1)

Tabulator	Yes	No	Overvotes	Undervotes	Total ballots
Geneva Township Pct 1 ICP 1	201	97	0	18	316
<b>Total</b>	<b>201</b>	<b>97</b>	<b>0</b>	<b>18</b>	<b>316</b>

**Greendale Precinct 1**

2018-08-07 22:40:02

**Governor (R) (Vote for 1)**

Midland County: Precincts reported:	49 of 50	98.00%
Ballots:	341	
Undervotes:	1	
Overvotes:	0	
Double Votes:	0	
<hr/>		
Brian Calley	33	14.29%
Patrick Colbeck	18	7.79%
Jim Hines	28	12.12%
Bill Schuette	151	65.37%
Write-in	1	0.43%
<b>Total</b>	<b>231</b>	<b>100.00%</b>

**United States Senator (R) (Vote for 1)**

Midland County: Precincts reported:	49 of 50	98.00%
Ballots:	341	
Undervotes:	15	
Overvotes:	0	
Double Votes:	0	
<hr/>		
John James	95	43.78%
Sandy Pensler	120	55.30%
Write-in	2	0.92%
<b>Total</b>	<b>217</b>	<b>100.00%</b>

**Rep in Congress 4th (R) (Vote for 1)**

US Rep 4th: Precincts reported:	48 of 49	97.96%
Ballots:	341	
Undervotes:	25	
Overvotes:	0	
Double Votes:	0	
<hr/>		
John Moolenaar	205	99.03%
Write-in	2	0.97%
<b>Total</b>	<b>207</b>	<b>100.00%</b>

**State Senator 36th (R) (Vote for 1)**

State Senate 36th: Precincts reported:	48 of 49	97.96%
Ballots:	341	
Undervotes:	30	
Overvotes:	0	
Double Votes:	0	
<hr/>		
Jim Stamas	201	99.50%
Write-in	1	0.50%



**Total** **202 100.00%**

**Rep in Legislature 99th District (R) (Vote for 1)**

State Rep 99th District: Precincts reported:	12 of 12	100.00%
Ballots:	341	
Undervotes:	27	
Overvotes:	0	
Double Votes:	0	
<hr/>		
Roger Hauck	204	99.51%
Write-in	1	0.49%
<b>Total</b>	<b>205</b>	<b>100.00%</b>

**County Commissioner 3rd District (R) (Vote for 1)**

County Commissioner 3rd District: Precincts reported:	8 of 8	100.00%
Ballots:	341	
Undervotes:	41	
Overvotes:	1	
Double Votes:	0	
<hr/>		
Steven Glaser	188	98.95%
Write-in	2	1.05%
<b>Total</b>	<b>190</b>	<b>100.00%</b>

**Trustee for Greendale Township (R) (Vote for 1)**

Greendale Township: Precincts reported:	1 of 1	100.00%
Ballots:	341	
Undervotes:	38	
Overvotes:	0	
Double Votes:	0	
<hr/>		
Jeremy Screws	191	98.45%
Write-in	3	1.55%
<b>Total</b>	<b>194</b>	<b>100.00%</b>

**Delegate for Greendale Twp Pct 1 (R) (Vote for 4)**

Greendale Twp Pct 1: Precincts reported:	1 of 1	100.00%
Ballots:	341	
Undervotes:	607	
Overvotes:	0	
Double Votes:	0	
<hr/>		
R. James LeViere	177	55.14%
Susan J. LeViere	140	43.61%
Write-in	4	1.25%
<b>Total</b>	<b>321</b>	<b>100.00%</b>

**Governor (D) (Vote for 1)**

Midland County Precincts reported:	49 of 50	98.00%
Ballots:	341	
Undervotes:	1	
Overvotes:	0	
Double Votes:	0	
<hr/>		
Abdul El-Sayed	28	26.67%
Shri Thanedar	23	21.90%
Gretchen Whitmer	54	51.43%
Write-in	0	0.00%
<hr/>		
<b>Total</b>	<b>105</b>	<b>100.00%</b>

**United States Senator (D) (Vote for 1)**

Midland County Precincts reported:	49 of 50	98.00%
Ballots:	341	
Undervotes:	10	
Overvotes:	0	
Double Votes:	0	
<hr/>		
Debbie Stabenow	95	98.96%
Write-in	1	1.04%
<hr/>		
<b>Total</b>	<b>96</b>	<b>100.00%</b>

**Rep in Congress 4th (D) (Vote for 1)**

US Rep 4th Precincts reported:	48 of 49	97.96%
Ballots:	341	
Undervotes:	13	
Overvotes:	0	
Double Votes:	0	
<hr/>		
Jerry Hilliard	57	61.29%
Zigmond A. Kozicki	35	37.63%
Write-in	1	1.08%
<hr/>		
<b>Total</b>	<b>93</b>	<b>100.00%</b>

**State Senator 36th (D) (Vote for 1)**

State Senate 36th: Precincts reported:	48 of 49	97.96%
Ballots:	341	
Undervotes:	12	
Overvotes:	0	
Double Votes:	0	
<hr/>		
Joe Weir	93	98.94%
Write-in	1	1.06%
<hr/>		
<b>Total</b>	<b>94</b>	<b>100.00%</b>

**Rep in Legislature 99th District (D) (Vote for 1)**

State Rep 99th District: Precincts reported:	12 of 12	100.00%
Ballots:	341	
Undervotes:	11	
Overvotes:	0	
Double Votes:	0	
<hr/>		
Kristen Brown	48	50.53%
Randall Doyle	13	13.68%
Allison Quast-Lents	33	34.74%
Write-in	1	1.05%
<hr/>		
<b>Total</b>	<b>95</b>	<b>100.00%</b>

**County Commissioner 3rd District (D) (Vote for 1)**

County Commissioner 3rd District: Precincts reported:	8 of 8	100.00%
Ballots:	341	
Undervotes:	12	
Overvotes:	0	
Double Votes:	0	
<hr/>		
Chloe Updegraff	91	96.81%
Write-in	3	3.19%
<hr/>		
<b>Total</b>	<b>94</b>	<b>100.00%</b>

**Trustee for Greendale Township (D) (Vote for 1)**

Greendale Township: Precincts reported:	1 of 1	100.00%
Ballots:	341	
Undervotes:	10	
Overvotes:	0	
Double Votes:	0	
<hr/>		
Richard Dean Cottrell	94	97.92%
Write-in	2	2.08%
<hr/>		
<b>Total</b>	<b>96</b>	<b>100.00%</b>

**Delegate for Greendale Twp Pct 1 (D) (Vote for 1)**

Greendale Twp Pct 1: Precincts reported:	1 of 1	100.00%
Ballots:	341	
Undervotes:	92	
Overvotes:	0	
Double Votes:	0	
<hr/>		
Write-in	14	100.00%
<hr/>		
<b>Total</b>	<b>14</b>	<b>100.00%</b>

**Governor (L) (Vote for 1)**

Midland County: Precincts reported:	49 of 50	98.00%
Ballots:	341	
Undervotes:	0	

Overvotes:	0	
Double Votes:	0	
<hr/>		
Bill Gelineau	0	0%
John J Tatar	0	0%
Write-in	0	0%
<hr/>		
<b>Total</b>	<b>0</b>	<b>100.00%</b>

**United States Senator (L) (Vote for 1)**

Midland County: Precincts reported:	49 of 50	98.00%
Ballots:	341	
Undervotes:	0	
Overvotes:	0	
Double Votes:	0	
<hr/>		
Write-in	0	0%
<hr/>		
<b>Total</b>	<b>0</b>	<b>100.00%</b>

**Rep in Congress 4th (L) (Vote for 1)**

US Rep 4th: Precincts reported:	48 of 49	97.96%
Ballots:	341	
Undervotes:	0	
Overvotes:	0	
Double Votes:	0	
<hr/>		
Write-in	0	0%
<hr/>		
<b>Total</b>	<b>0</b>	<b>100.00%</b>

**State Senator 36th (L) (Vote for 1)**

State Senate 36th: Precincts reported:	48 of 49	97.96%
Ballots:	341	
Undervotes:	0	
Overvotes:	0	
Double Votes:	0	
<hr/>		
Write-in	0	0%
<hr/>		
<b>Total</b>	<b>0</b>	<b>100.00%</b>

**Rep in Legislature 99th District (L) (Vote for 1)**

State Rep 99th District: Precincts reported:	12 of 12	100.00%
Ballots:	341	
Undervotes:	0	
Overvotes:	0	
Double Votes:	0	
<hr/>		
Write-in	0	0%
<hr/>		
<b>Total</b>	<b>0</b>	<b>100.00%</b>

## Results per Tabulator Midland August 2018

2018-08-07 20:42:23

### Governor (R) (Vote for 1)

Tabulator	Brian Calley	Patrick Colbeck	Jim Hines	Bill Schuette	Write-in	Overvotes	Undervotes	Total ballots
Homer Township Pct 1 ICP 1	31	8	18	153	0	0	3	347
<b>Total</b>	<b>31</b>	<b>8</b>	<b>18</b>	<b>153</b>	<b>0</b>	<b>0</b>	<b>3</b>	<b>347</b>

### United States Senator (R) (Vote for 1)

Tabulator	John James	Sandy Pensler	Write-in	Overvotes	Undervotes	Total ballots
Homer Township Pct 1 ICP 1	95	96	0	0	22	347
<b>Total</b>	<b>95</b>	<b>96</b>	<b>0</b>	<b>0</b>	<b>22</b>	<b>347</b>

### Rep in Congress 4th (R) (Vote for 1)

Tabulator	John Moolenaar	Write-in	Overvotes	Undervotes	Total ballots
Homer Township Pct 1 ICP 1	177	3	0	33	347
<b>Total</b>	<b>177</b>	<b>3</b>	<b>0</b>	<b>33</b>	<b>347</b>

### State Senator 36th (R) (Vote for 1)

Tabulator	Jim Stamas	Write-in	Overvotes	Undervotes	Total ballots
Homer Township Pct 1 ICP 1	182	1	0	30	347
<b>Total</b>	<b>182</b>	<b>1</b>	<b>0</b>	<b>30</b>	<b>347</b>

### Rep in Legislature 98th District (R) (Vote for 1)

Tabulator	Annette Glenn	Carl L. Hamann	Write-in	Overvotes	Undervotes	Total ballots
Homer Township Pct 1 ICP 1	92	87	0	0	34	347
<b>Total</b>	<b>92</b>	<b>87</b>	<b>0</b>	<b>0</b>	<b>34</b>	<b>347</b>

### County Commissioner 3rd District (R) (Vote for 1)

Tabulator	Steven Glaser	Write-in	Overvotes	Undervotes	Total ballots
Homer Township Pct 1 ICP 1	160	0	0	53	347
<b>Total</b>	<b>160</b>	<b>0</b>	<b>0</b>	<b>53</b>	<b>347</b>

### Delegate for Homer Twp Pct 1 (R) (Vote for 3)

Tabulator	Gregory Crawford	Jake Howard	Debbie Reardon	Write-in	Overvotes	Undervotes	Total ballots
Homer Township Pct 1 ICP 1	111	92	98	0	0	338	347
<b>Total</b>	<b>111</b>	<b>92</b>	<b>98</b>	<b>0</b>	<b>0</b>	<b>338</b>	<b>347</b>

### Governor (D) (Vote for 1)

Tabulator	Abdul El-Sayed	Shri Thanedar	Gretchen Whitmer	Write-in	Overvotes	Undervotes	Total ballots
Homer Township Pct 1 ICP 1	29	19	82	0	0	1	347
<b>Total</b>	<b>29</b>	<b>19</b>	<b>82</b>	<b>0</b>	<b>0</b>	<b>1</b>	<b>347</b>

### United States Senator (D) (Vote for 1)

Tabulator	Write-in	Overvotes	Undervotes	Total ballots
Homer Township Pct 1 ICP 1	0	0	0	347
<b>Total</b>	<b>0</b>	<b>0</b>	<b>0</b>	<b>347</b>

Tabulator	Debbie Stabenow	Write-in	Overvotes	Undervotes	Total ballots
Homer Township Pct 1 ICP 1	118	0	0	13	347
<b>Total</b>	<b>118</b>	<b>0</b>	<b>0</b>	<b>13</b>	<b>347</b>

### Rep in Congress 4th (D) (Vote for 1)

Tabulator	Jerry Hilliard	Zigmond A. Kozicki	Write-in	Overvotes	Undervotes	Total ballots
Homer Township Pct 1 ICP 1	58	54	0	0	19	347
<b>Total</b>	<b>58</b>	<b>54</b>	<b>0</b>	<b>0</b>	<b>19</b>	<b>347</b>

### State Senator 36th (D) (Vote for 1)

Tabulator	Joe Weir	Write-in	Overvotes	Undervotes	Total ballots
Homer Township Pct 1 ICP 1	109	0	0	22	347
<b>Total</b>	<b>109</b>	<b>0</b>	<b>0</b>	<b>22</b>	<b>347</b>

### Rep in Legislature 98th District (D) (Vote for 1)

Tabulator	Sarah Schulz	Write-in	Overvotes	Undervotes	Total ballots
Homer Township Pct 1 ICP 1	111	0	0	20	347
<b>Total</b>	<b>111</b>	<b>0</b>	<b>0</b>	<b>20</b>	<b>347</b>

### County Commissioner 3rd District (D) (Vote for 1)

Tabulator	Chloe Updegraff	Write-in	Overvotes	Undervotes	Total ballots
Homer Township Pct 1 ICP 1	103	1	0	27	347
<b>Total</b>	<b>103</b>	<b>1</b>	<b>0</b>	<b>27</b>	<b>347</b>

**Delegate for Homer Twp Pct 1 (D) (Vote for 1)**

Tabulator	Write-in	Overvotes	Undervotes	Total ballots
Homer Township Pct 1 ICP 1	13	0	118	347
<b>Total</b>	<b>13</b>	<b>0</b>	<b>118</b>	<b>347</b>

**Governor (L) (Vote for 1)**

Tabulator	Bill Gelineau	John J. Tatar	Write-in	Overvotes	Undervotes	Total ballots
Homer Township Pct 1 ICP 1	1	0	0	0	0	347
<b>Total</b>	<b>1</b>	<b>0</b>	<b>0</b>	<b>0</b>	<b>0</b>	<b>347</b>

**United States Senator (L) (Vote for 1)**

Tabulator	Write-in	Overvotes	Undervotes	Total ballots
Homer Township Pct 1 ICP 1	0	0	1	347
<b>Total</b>	<b>0</b>	<b>0</b>	<b>1</b>	<b>347</b>

**Rep in Congress 4th (L) (Vote for 1)**

Tabulator	Write-in	Overvotes	Undervotes	Total ballots
Homer Township Pct 1 ICP 1	0	0	1	347
<b>Total</b>	<b>0</b>	<b>0</b>	<b>1</b>	<b>347</b>

**State Senator 36th (L) (Vote for 1)**

Tabulator	Write-in	Overvotes	Undervotes	Total ballots
Homer Township Pct 1 ICP 1	0	0	1	347
<b>Total</b>	<b>0</b>	<b>0</b>	<b>1</b>	<b>347</b>

**Rep in Legislature 98th District (L) (Vote for 1)**

Tabulator	Write-in	Overvotes	Undervotes	Total ballots
-----------	----------	-----------	------------	---------------



Homer Township Pct 1 ICP 1	0	0	1	347
<b>Total</b>	<b>0</b>	<b>0</b>	<b>1</b>	<b>347</b>

### County Commissioner 3rd District (L) (Vote for 1)

Tabulator	Write-in	Overvotes	Undervotes	Total ballots
Homer Township Pct 1 ICP 1	0	0	1	347
<b>Total</b>	<b>0</b>	<b>0</b>	<b>1</b>	<b>347</b>

### Delegate for Homer Twp Pct 1 (L) (Vote for 2)

Tabulator	Write-in	Overvotes	Undervotes	Total ballots
Homer Township Pct 1 ICP 1	0	0	2	347
<b>Total</b>	<b>0</b>	<b>0</b>	<b>2</b>	<b>347</b>

### County Proposal 1 SERVICES TO OLDER CITIZENS MILLAGE RENEWAL PROPOSAL (Vote for 1)

Tabulator	Yes	No	Overvotes	Undervotes	Total ballots
Homer Township Pct 1 ICP 1	271	59	0	17	347
<b>Total</b>	<b>271</b>	<b>59</b>	<b>0</b>	<b>17</b>	<b>347</b>

### County Proposal 2 ROAD MILLAGE RENEWAL PROPOSAL (Vote for 1)

Tabulator	Yes	No	Overvotes	Undervotes	Total ballots
Homer Township Pct 1 ICP 1	250	82	0	15	347
<b>Total</b>	<b>250</b>	<b>82</b>	<b>0</b>	<b>15</b>	<b>347</b>

### County Proposal 3 EMERGENCY MEDICAL SERVICES (EMS) MILLAGE RENEWAL PROPOSAL (Vote for 1)

Tabulator	Yes	No	Overvotes	Undervotes	Total ballots
Homer Township Pct 1 ICP 1	278	53	0	16	347

## Results per Tabulator Midland August 2018

2018-08-07 21:45:06

### Governor (R) (Vote for 1)

Tabulator	Brian Calley	Patrick Colbeck	Jim Hines	Bill Schuette	Write-in	Overvotes	Undervotes	Total ballots
Homer Township Pct 2 ICP 1	25	17	26	154	0	0	0	327
<b>Total</b>	<b>25</b>	<b>17</b>	<b>26</b>	<b>154</b>	<b>0</b>	<b>0</b>	<b>0</b>	<b>327</b>

### United States Senator (R) (Vote for 1)

Tabulator	John James	Sandy Pensler	Write-in	Overvotes	Undervotes	Total ballots
Homer Township Pct 2 ICP 1	98	108	0	0	16	327
<b>Total</b>	<b>98</b>	<b>108</b>	<b>0</b>	<b>0</b>	<b>16</b>	<b>327</b>

### Rep in Congress 4th (R) (Vote for 1)

Tabulator	John Moolenaar	Write-in	Overvotes	Undervotes	Total ballots
Homer Township Pct 2 ICP 1	190	1	0	31	327
<b>Total</b>	<b>190</b>	<b>1</b>	<b>0</b>	<b>31</b>	<b>327</b>

### State Senator 36th (R) (Vote for 1)

Tabulator	Jim Stamas	Write-in	Overvotes	Undervotes	Total ballots
Homer Township Pct 2 ICP 1	194	0	0	28	327
<b>Total</b>	<b>194</b>	<b>0</b>	<b>0</b>	<b>28</b>	<b>327</b>

**Rep in Legislature 98th District (R) (Vote for 1)**

Tabulator	Annette Glenn	Carl L. Hamann	Write-in	Overvotes	Undervotes	Total ballots
Homer Township Pct 2 ICP 1	115	87	1	0	19	327
<b>Total</b>	<b>115</b>	<b>87</b>	<b>1</b>	<b>0</b>	<b>19</b>	<b>327</b>

**County Commissioner 3rd District (R) (Vote for 1)**

Tabulator	Steven Glaser	Write-in	Overvotes	Undervotes	Total ballots
Homer Township Pct 2 ICP 1	164	1	0	57	327
<b>Total</b>	<b>164</b>	<b>1</b>	<b>0</b>	<b>57</b>	<b>327</b>

**Delegate for Homer Twp Pct 2 (R) (Vote for 3)**

Tabulator	Julie K. Atkinson	Ron Atkinson	Caleb J. Hortop	Write-in	Overvotes	Undervotes	Total ballots
Homer Township Pct 2 ICP 1	143	108	118	2	0	295	327
<b>Total</b>	<b>143</b>	<b>108</b>	<b>118</b>	<b>2</b>	<b>0</b>	<b>295</b>	<b>327</b>

**Governor (D) (Vote for 1)**

Tabulator	Abdul EI-Sayed	Shri Thanedar	Gretchen Whitmer	Write-in	Overvotes	Undervotes	Total ballots
Homer Township Pct 2 ICP 1	18	14	66	0	0	0	327
<b>Total</b>	<b>18</b>	<b>14</b>	<b>66</b>	<b>0</b>	<b>0</b>	<b>0</b>	<b>327</b>

**United States Senator (D) (Vote for 1)**

Tabulator	Write-in	Overvotes	Undervotes	Total ballots
Homer Township Pct 2 ICP 1	0	0	0	327
<b>Total</b>	<b>0</b>	<b>0</b>	<b>0</b>	<b>327</b>

Tabulator	Debbie Stabenow	Write-in	Overvotes	Undervotes	Total ballots
Homer Township Pct 2 ICP 1	91	1	0	6	327
<b>Total</b>	<b>91</b>	<b>1</b>	<b>0</b>	<b>6</b>	<b>327</b>

### Rep in Congress 4th (D) (Vote for 1)

Tabulator	Jerry Hilliard	Zigmond A. Kozicki	Write-in	Overvotes	Undervotes	Total ballots
Homer Township Pct 2 ICP 1	49	35	0	0	14	327
<b>Total</b>	<b>49</b>	<b>35</b>	<b>0</b>	<b>0</b>	<b>14</b>	<b>327</b>

### State Senator 36th (D) (Vote for 1)

Tabulator	Joe Weir	Write-in	Overvotes	Undervotes	Total ballots
Homer Township Pct 2 ICP 1	79	0	0	19	327
<b>Total</b>	<b>79</b>	<b>0</b>	<b>0</b>	<b>19</b>	<b>327</b>

### Rep in Legislature 98th District (D) (Vote for 1)

Tabulator	Sarah Schulz	Write-in	Overvotes	Undervotes	Total ballots
Homer Township Pct 2 ICP 1	86	0	0	12	327
<b>Total</b>	<b>86</b>	<b>0</b>	<b>0</b>	<b>12</b>	<b>327</b>

### County Commissioner 3rd District (D) (Vote for 1)

Tabulator	Chloe Updegraff	Write-in	Overvotes	Undervotes	Total ballots
Homer Township Pct 2 ICP 1	81	0	0	17	327
<b>Total</b>	<b>81</b>	<b>0</b>	<b>0</b>	<b>17</b>	<b>327</b>

**Delegate for Homer Twp Pct 2 (D) (Vote for 1)**

Tabulator	Write-in	Overvotes	Undervotes	Total ballots
Homer Township Pct 2 ICP 1	12	0	86	327
<b>Total</b>	<b>12</b>	<b>0</b>	<b>86</b>	<b>327</b>

**Governor (L) (Vote for 1)**

Tabulator	Bill Gelineau	John J. Tatar	Write-in	Overvotes	Undervotes	Total ballots
Homer Township Pct 2 ICP 1	1	0	0	0	0	327
<b>Total</b>	<b>1</b>	<b>0</b>	<b>0</b>	<b>0</b>	<b>0</b>	<b>327</b>

**United States Senator (L) (Vote for 1)**

Tabulator	Write-in	Overvotes	Undervotes	Total ballots
Homer Township Pct 2 ICP 1	0	0	1	327
<b>Total</b>	<b>0</b>	<b>0</b>	<b>1</b>	<b>327</b>

**Rep in Congress 4th (L) (Vote for 1)**

Tabulator	Write-in	Overvotes	Undervotes	Total ballots
Homer Township Pct 2 ICP 1	0	0	1	327
<b>Total</b>	<b>0</b>	<b>0</b>	<b>1</b>	<b>327</b>

**State Senator 36th (L) (Vote for 1)**

Tabulator	Write-in	Overvotes	Undervotes	Total ballots
Homer Township Pct 2 ICP 1	0	0	1	327
<b>Total</b>	<b>0</b>	<b>0</b>	<b>1</b>	<b>327</b>

**Rep in Legislature 98th District (L) (Vote for 1)**

Tabulator	Write-in	Overvotes	Undervotes	Total ballots
-----------	----------	-----------	------------	---------------

Homer Township Pct 2 ICP 1	0	0	1	327
<b>Total</b>	<b>0</b>	<b>0</b>	<b>1</b>	<b>327</b>

### County Commissioner 3rd District (L) (Vote for 1)

Tabulator	Write-in	Overvotes	Undervotes	Total ballots
Homer Township Pct 2 ICP 1	0	0	1	327
<b>Total</b>	<b>0</b>	<b>0</b>	<b>1</b>	<b>327</b>

### Delegate for Homer Twp Pct 2 (L) (Vote for 2)

Tabulator	Write-in	Overvotes	Undervotes	Total ballots
Homer Township Pct 2 ICP 1	0	0	2	327
<b>Total</b>	<b>0</b>	<b>0</b>	<b>2</b>	<b>327</b>

### County Proposal 1 SERVICES TO OLDER CITIZENS MILLAGE RENEWAL PROPOSAL (Vote for 1)

Tabulator	Yes	No	Overvotes	Undervotes	Total ballots
Homer Township Pct 2 ICP 1	242	51	0	34	327
<b>Total</b>	<b>242</b>	<b>51</b>	<b>0</b>	<b>34</b>	<b>327</b>

### County Proposal 2 ROAD MILLAGE RENEWAL PROPOSAL (Vote for 1)

Tabulator	Yes	No	Overvotes	Undervotes	Total ballots
Homer Township Pct 2 ICP 1	235	60	0	32	327
<b>Total</b>	<b>235</b>	<b>60</b>	<b>0</b>	<b>32</b>	<b>327</b>

### County Proposal 3 EMERGENCY MEDICAL SERVICES (EMS) MILLAGE RENEWAL PROPOSAL (Vote for 1)

Tabulator	Yes	No	Overvotes	Undervotes	Total ballots
Homer Township Pct 2 ICP 1	247	43	0	37	327

## Results per Tabulator Midland August 2018

2018-08-07 20:36:07

### Governor (R) (Vote for 1)

Tabulator	Brian Calley	Patrick Colbeck	Jim Hines	Bill Schuette	Write-in	Overvotes	Undervotes	Total ballots
Homer Township Pct 3 ICP 1	42	6	20	159	0	0	3	369
<b>Total</b>	<b>42</b>	<b>6</b>	<b>20</b>	<b>159</b>	<b>0</b>	<b>0</b>	<b>3</b>	<b>369</b>

### United States Senator (R) (Vote for 1)

Tabulator	John James	Sandy Pensler	Write-in	Overvotes	Undervotes	Total ballots
Homer Township Pct 3 ICP 1	110	97	0	0	23	369
<b>Total</b>	<b>110</b>	<b>97</b>	<b>0</b>	<b>0</b>	<b>23</b>	<b>369</b>

### Rep in Congress 4th (R) (Vote for 1)

Tabulator	John Moolenaar	Write-in	Overvotes	Undervotes	Total ballots
Homer Township Pct 3 ICP 1	195	1	0	34	369
<b>Total</b>	<b>195</b>	<b>1</b>	<b>0</b>	<b>34</b>	<b>369</b>

### State Senator 36th (R) (Vote for 1)

Tabulator	Jim Stamas	Write-in	Overvotes	Undervotes	Total ballots
Homer Township Pct 3 ICP 1	200	0	0	30	369
<b>Total</b>	<b>200</b>	<b>0</b>	<b>0</b>	<b>30</b>	<b>369</b>

**Rep in Legislature 98th District (R) (Vote for 1)**

Tabulator	Annette Glenn	Carl L. Hamann	Write-in	Overvotes	Undervotes	Total ballots
Homer Township Pct 3 ICP 1	119	73	0	0	38	369
<b>Total</b>	<b>119</b>	<b>73</b>	<b>0</b>	<b>0</b>	<b>38</b>	<b>369</b>

**County Commissioner 3rd District (R) (Vote for 1)**

Tabulator	Steven Glaser	Write-in	Overvotes	Undervotes	Total ballots
Homer Township Pct 3 ICP 1	177	0	0	53	369
<b>Total</b>	<b>177</b>	<b>0</b>	<b>0</b>	<b>53</b>	<b>369</b>

**Delegate for Homer Twp Pct 3 (R) (Vote for 4)**

Tabulator	Steven Glaser	Ann Manary	John Pruiett	Angela Stamas-Wojda	Write-in	Overvotes	Undervotes	Total ballots
Homer Township Pct 3 ICP 1	119	136	122	119	0	0	424	369
<b>Total</b>	<b>119</b>	<b>136</b>	<b>122</b>	<b>119</b>	<b>0</b>	<b>0</b>	<b>424</b>	<b>369</b>

**Governor (D) (Vote for 1)**

Tabulator	Abdul El-Sayed	Shri Thanedar	Gretchen Whitmer	Write-in	Overvotes	Undervotes	Total ballots
Homer Township Pct 3 ICP 1	34	18	80	0	0	0	369
<b>Total</b>	<b>34</b>	<b>18</b>	<b>80</b>	<b>0</b>	<b>0</b>	<b>0</b>	<b>369</b>

**United States Senator (D) (Vote for 1)**



Tabulator	Debbie Stabenow	Write-in	Overvotes	Undervotes	Total ballots
Homer Township Pct 3 ICP 1	115	2	0	15	369
<b>Total</b>	<b>115</b>	<b>2</b>	<b>0</b>	<b>15</b>	<b>369</b>

### Rep in Congress 4th (D) (Vote for 1)

Tabulator	Jerry Hilliard	Zigmond A. Kozicki	Write-in	Overvotes	Undervotes	Total ballots
Homer Township Pct 3 ICP 1	47	59	0	0	26	369
<b>Total</b>	<b>47</b>	<b>59</b>	<b>0</b>	<b>0</b>	<b>26</b>	<b>369</b>

### State Senator 36th (D) (Vote for 1)

Tabulator	Joe Weir	Write-in	Overvotes	Undervotes	Total ballots
Homer Township Pct 3 ICP 1	102	3	0	27	369
<b>Total</b>	<b>102</b>	<b>3</b>	<b>0</b>	<b>27</b>	<b>369</b>

### Rep in Legislature 98th District (D) (Vote for 1)

Tabulator	Sarah Schulz	Write-in	Overvotes	Undervotes	Total ballots
Homer Township Pct 3 ICP 1	108	1	0	23	369
<b>Total</b>	<b>108</b>	<b>1</b>	<b>0</b>	<b>23</b>	<b>369</b>

### County Commissioner 3rd District (D) (Vote for 1)

Tabulator	Chloe Updegraff	Write-in	Overvotes	Undervotes	Total ballots
Homer Township Pct 3 ICP 1	104	1	0	27	369
<b>Total</b>	<b>104</b>	<b>1</b>	<b>0</b>	<b>27</b>	<b>369</b>

### Delegate for Homer Twp Pct 3 (D) (Vote for 1)

Tabulator	AnnMarie Horseman	Write-in	Overvotes	Undervotes	Total ballots
Homer Township Pct 3 ICP 1	104	1	0	27	369
<b>Total</b>	<b>104</b>	<b>1</b>	<b>0</b>	<b>27</b>	<b>369</b>

### Governor (L) (Vote for 1)

Tabulator	Bill Gelineau	John J. Tatar	Write-in	Overvotes	Undervotes	Total ballots
Homer Township Pct 3 ICP 1	0	0	0	0	0	369
<b>Total</b>	<b>0</b>	<b>0</b>	<b>0</b>	<b>0</b>	<b>0</b>	<b>369</b>

### United States Senator (L) (Vote for 1)

Tabulator	Write-in	Overvotes	Undervotes	Total ballots
Homer Township Pct 3 ICP 1	0	0	0	369
<b>Total</b>	<b>0</b>	<b>0</b>	<b>0</b>	<b>369</b>

### Rep in Congress 4th (L) (Vote for 1)

Tabulator	Write-in	Overvotes	Undervotes	Total ballots
Homer Township Pct 3 ICP 1	0	0	0	369
<b>Total</b>	<b>0</b>	<b>0</b>	<b>0</b>	<b>369</b>

### State Senator 36th (L) (Vote for 1)

Tabulator	Write-in	Overvotes	Undervotes	Total ballots
Homer Township Pct 3 ICP 1	0	0	0	369
<b>Total</b>	<b>0</b>	<b>0</b>	<b>0</b>	<b>369</b>

**Rep in Legislature 98th District (L) (Vote for 1)**

Tabulator	Write-in	Overvotes	Undervotes	Total ballots
Homer Township Pct 3 ICP 1	0	0	0	369
<b>Total</b>	<b>0</b>	<b>0</b>	<b>0</b>	<b>369</b>

**County Commissioner 3rd District (L) (Vote for 1)**

Tabulator	Write-in	Overvotes	Undervotes	Total ballots
Homer Township Pct 3 ICP 1	0	0	0	369
<b>Total</b>	<b>0</b>	<b>0</b>	<b>0</b>	<b>369</b>

**Delegate for Homer Twp Pct 3 (L) (Vote for 2)**

Tabulator	Write-in	Overvotes	Undervotes	Total ballots
Homer Township Pct 3 ICP 1	0	0	0	369
<b>Total</b>	<b>0</b>	<b>0</b>	<b>0</b>	<b>369</b>

**County Proposal 1 SERVICES TO OLDER CITIZENS  
MILLAGE RENEWAL PROPOSAL (Vote for 1)**

Tabulator	Yes	No	Overvotes	Undervotes	Total ballots
Homer Township Pct 3 ICP 1	297	50	0	22	369
<b>Total</b>	<b>297</b>	<b>50</b>	<b>0</b>	<b>22</b>	<b>369</b>

**County Proposal 2 ROAD MILLAGE RENEWAL  
PROPOSAL (Vote for 1)**

Tabulator	Yes	No	Overvotes	Undervotes	Total ballots
Homer Township Pct 3 ICP 1	291	58	0	20	369
<b>Total</b>	<b>291</b>	<b>58</b>	<b>0</b>	<b>20</b>	<b>369</b>

## Results per Tabulator Midland August 2018

2018-08-07 21:25:46

### Governor (R) (Vote for 1)

Tabulator	Brian Calley	Patrick Colbeck	Jim Hines	Bill Schuette	Write-in	Overvotes	Undervotes	Total ballots
Hope Township Pct 1 ICP 1	33	16	16	169	0	0	1	362
<b>Total</b>	<b>33</b>	<b>16</b>	<b>16</b>	<b>169</b>	<b>0</b>	<b>0</b>	<b>1</b>	<b>362</b>

### United States Senator (R) (Vote for 1)

Tabulator	John James	Sandy Pensler	Write-in	Overvotes	Undervotes	Total ballots
Hope Township Pct 1 ICP 1	103	116	2	0	14	362
<b>Total</b>	<b>103</b>	<b>116</b>	<b>2</b>	<b>0</b>	<b>14</b>	<b>362</b>

### Rep in Congress 4th (R) (Vote for 1)

Tabulator	John Moolenaar	Write-in	Overvotes	Undervotes	Total ballots
Hope Township Pct 1 ICP 1	208	1	0	26	362
<b>Total</b>	<b>208</b>	<b>1</b>	<b>0</b>	<b>26</b>	<b>362</b>

### State Senator 36th (R) (Vote for 1)

Tabulator	Jim Stamas	Write-in	Overvotes	Undervotes	Total ballots
Hope Township Pct 1 ICP 1	202	0	1	32	362
<b>Total</b>	<b>202</b>	<b>0</b>	<b>1</b>	<b>32</b>	<b>362</b>

**Rep in Legislature 99th District (R) (Vote for 1)**

Tabulator	Roger Hauck	Write-in	Overvotes	Undervotes	Total ballots
Hope Township Pct 1 ICP 1	199	0	0	36	362
<b>Total</b>	<b>199</b>	<b>0</b>	<b>0</b>	<b>36</b>	<b>362</b>

**County Commissioner 2nd District (R) (Vote for 1)**

Tabulator	Mark C. Bone	Write-in	Overvotes	Undervotes	Total ballots
Hope Township Pct 1 ICP 1	198	2	0	35	362
<b>Total</b>	<b>198</b>	<b>2</b>	<b>0</b>	<b>35</b>	<b>362</b>

**Delegate for Hope Twp Pct 1 (R) (Vote for 4)**

Tabulator	Marinell A. Schafer	Write-in	Overvotes	Undervotes	Total ballots
Hope Township Pct 1 ICP 1	191	1	0	748	362
<b>Total</b>	<b>191</b>	<b>1</b>	<b>0</b>	<b>748</b>	<b>362</b>

**Governor (D) (Vote for 1)**

Tabulator	Abdul El-Sayed	Shri Thanedar	Gretchen Whitmer	Write-in	Overvotes	Undervotes	Total ballots
Hope Township Pct 1 ICP 1	16	33	69	0	0	3	362
<b>Total</b>	<b>16</b>	<b>33</b>	<b>69</b>	<b>0</b>	<b>0</b>	<b>3</b>	<b>362</b>

**United States Senator (D) (Vote for 1)**

Tabulator	Debbie Stabenow	Write-in	Overvotes	Undervotes	Total ballots
Hope Township Pct 1 ICP 1	108	3	0	10	362
<b>Total</b>	<b>108</b>	<b>3</b>	<b>0</b>	<b>10</b>	<b>362</b>

**Rep in Congress 4th (D) (Vote for 1)**

Tabulator	Jerry Hilliard	Zigmond A. Kozicki	Write-in	Overvotes	Undervotes	Total ballots
Hope Township Pct 1 ICP 1	72	30	0	0	19	362
<b>Total</b>	<b>72</b>	<b>30</b>	<b>0</b>	<b>0</b>	<b>19</b>	<b>362</b>

**State Senator 36th (D) (Vote for 1)**

Tabulator	Joe Weir	Write-in	Overvotes	Undervotes	Total ballots
Hope Township Pct 1 ICP 1	96	1	0	24	362
<b>Total</b>	<b>96</b>	<b>1</b>	<b>0</b>	<b>24</b>	<b>362</b>

**Rep in Legislature 99th District (D) (Vote for 1)**

Tabulator	Kristen Brown	Randall Doyle	Allison Quast-Lents	Write-in	Overvotes	Undervotes	Total ballots
Hope Township Pct 1 ICP 1	52	22	25	1	0	21	362
<b>Total</b>	<b>52</b>	<b>22</b>	<b>25</b>	<b>1</b>	<b>0</b>	<b>21</b>	<b>362</b>

**County Commissioner 2nd District (D) (Vote for 1)**

Tabulator	Write-in	Overvotes	Undervotes	Total ballots
Hope Township Pct 1 ICP 1	10	0	111	362
<b>Total</b>	<b>10</b>	<b>0</b>	<b>111</b>	<b>362</b>

**Delegate for Hope Twp Pct 1 (D) (Vote for 1)**

Tabulator	Write-in	Overvotes	Undervotes	Total ballots
Hope Township Pct 1 ICP 1	10	0	111	362
<b>Total</b>	<b>10</b>	<b>0</b>	<b>111</b>	<b>362</b>

**Governor (L) (Vote for 1)**

Tabulator	Bill Gelineau	John J. Tatar	Write-in	Overvotes	Undervotes	Total ballots
Hope Township Pct 1 ICP 1	0	1	0	0	0	362
<b>Total</b>	<b>0</b>	<b>1</b>	<b>0</b>	<b>0</b>	<b>0</b>	<b>362</b>

**United States Senator (L) (Vote for 1)**

Tabulator	Write-in	Overvotes	Undervotes	Total ballots
Hope Township Pct 1 ICP 1	0	0	1	362
<b>Total</b>	<b>0</b>	<b>0</b>	<b>1</b>	<b>362</b>

**Rep in Congress 4th (L) (Vote for 1)**

Tabulator	Write-in	Overvotes	Undervotes	Total ballots
Hope Township Pct 1 ICP 1	0	0	1	362
<b>Total</b>	<b>0</b>	<b>0</b>	<b>1</b>	<b>362</b>

**State Senator 36th (L) (Vote for 1)**

Tabulator	Write-in	Overvotes	Undervotes	Total ballots
Hope Township Pct 1 ICP 1	0	0	1	362
<b>Total</b>	<b>0</b>	<b>0</b>	<b>1</b>	<b>362</b>

**Rep in Legislature 99th District (L) (Vote for 1)**

Tabulator	Write-in	Overvotes	Undervotes	Total ballots
Hope Township Pct 1 ICP 1	0	0	1	362
<b>Total</b>	<b>0</b>	<b>0</b>	<b>1</b>	<b>362</b>

**Ingersoll 1**

2018-08-07 22:26:22

**Governor (R) (Vote for 1)**

Midland County: Precincts reported:	49 of 50	98.00%
Ballots:	382	
Undervotes:	2	
Overvotes:	0	
Double Votes:	0	
<hr/>		
Brian Calley	39	14.94%
Patrick Colbeck	12	4.60%
Jim Hines	35	13.41%
Bill Schuette	175	67.05%
Write-in	0	0.00%
<hr/>		
<b>Total</b>	<b>261</b>	<b>100.00%</b>

**United States Senator (R) (Vote for 1)**

Midland County: Precincts reported:	49 of 50	98.00%
Ballots:	382	
Undervotes:	20	
Overvotes:	0	
Double Votes:	0	
<hr/>		
John James	141	58.02%
Sandy Pensler	102	41.98%
Write-in	0	0.00%
<hr/>		
<b>Total</b>	<b>243</b>	<b>100.00%</b>

**Rep in Congress 4th (R) (Vote for 1)**

US Rep 4th: Precincts reported:	48 of 49	97.96%
Ballots:	382	
Undervotes:	28	
Overvotes:	0	
Double Votes:	0	
<hr/>		
John Moolenaar	234	99.57%
Write-in	1	0.43%
<hr/>		
<b>Total</b>	<b>235</b>	<b>100.00%</b>

**State Senator 36th (R) (Vote for 1)**

State Senate 36th: Precincts reported:	48 of 49	97.96%
Ballots:	382	
Undervotes:	30	
Overvotes:	0	
Double Votes:	0	
<hr/>		
Jim Stamas	230	98.71%
Write-in	3	1.29%
<hr/>		



**Total** 233 100.00%

**Rep in Legislature 99th District (R) (Vote for 1)**

State Rep 99th District: Precincts reported:	12 of 12	100.00%
Ballots:	382	
Undervotes:	37	
Overvotes:	0	
Double Votes:	0	
<hr/>		
Roger Hauck	224	99.12%
Write-in	2	0.88%
<b>Total</b>	<b>226</b>	<b>100.00%</b>

**County Commissioner 4th District (R) (Vote for 1)**

County Commissioner 4th District: Precincts reported:	6 of 7	85.71%
Ballots:	382	
Undervotes:	52	
Overvotes:	0	
Double Votes:	0	
<hr/>		
Gaye Terwilligar	210	99.53%
Write-in	1	0.47%
<b>Total</b>	<b>211</b>	<b>100.00%</b>

**Delegate for Ingersoll Twp Pct 1 (R) (Vote for 5)**

Ingersoll Twp Pct 1: Precincts reported:	1 of 1	100.00%
Ballots:	382	
Undervotes:	717	
Overvotes:	0	
Double Votes:	0	
<hr/>		
Kathryn A. Shick	147	24.58%
Reed Shick	152	25.42%
Charles Tabb	153	25.59%
Mary Ann Tabb	144	24.08%
Write-in	2	0.33%
<b>Total</b>	<b>598</b>	<b>100.00%</b>

**Governor (D) (Vote for 1)**

Midland County: Precincts reported:	49 of 50	98.00%
Ballots:	382	
Undervotes:	0	
Overvotes:	0	
Double Votes:	0	
<hr/>		
Abdul El-Sayed	32	28.07%
Shri Thanedar	18	15.79%
Gretchen Whitmer	64	56.14%

Write-in	0	0.00%
<b>Total</b>	<b>114</b>	<b>100.00%</b>

**United States Senator (D) (Vote for 1)**

Midland County Precincts reported:	49 of 50	98.00%
Ballots:	382	
Undervotes:	6	
Overvotes:	0	
Double Votes:	0	
Debbie Stabenow	104	96.30%
Write-in	4	3.70%
<b>Total</b>	<b>108</b>	<b>100.00%</b>

**Rep in Congress 4th (D) (Vote for 1)**

US Rep 4th: Precincts reported:	48 of 49	97.96%
Ballots:	382	
Undervotes:	15	
Overvotes:	0	
Double Votes:	0	
Jerry Hilliard	54	54.55%
Zigmond A. Kozicki	44	44.44%
Write-in	1	1.01%
<b>Total</b>	<b>99</b>	<b>100.00%</b>

**State Senator 36th (D) (Vote for 1)**

State Senate 36th: Precincts reported:	48 of 49	97.96%
Ballots:	382	
Undervotes:	17	
Overvotes:	0	
Double Votes:	0	
Joe Weir	94	96.91%
Write-in	3	3.09%
<b>Total</b>	<b>97</b>	<b>100.00%</b>

**Rep in Legislature 99th District (D) (Vote for 1)**

State Rep 99th District: Precincts reported:	12 of 12	100.00%
Ballots:	382	
Undervotes:	11	
Overvotes:	0	
Double Votes:	0	
Kristen Brown	48	46.60%
Randall Doyle	27	26.21%
Allison Quast-Lents	28	27.18%
Write-in	0	0.00%

**Total** 103 100.00%

**County Commissioner 4th District (D) (Vote for 1)**

County Commissioner 4th District: Precincts reported:	6 of 7	85.71%
Ballots:	382	
Undervotes:	108	
Overvotes:	0	
Double Votes:	0	
<hr/>		
Write-in	6	100.00%
<b>Total</b>	<b>6</b>	<b>100.00%</b>

**Delegate for Ingersoll Twp Pct 1 (D) (Vote for 1)**

Ingersoll Twp Pct 1: Precincts reported:	1 of 1	100.00%
Ballots:	382	
Undervotes:	109	
Overvotes:	0	
Double Votes:	0	
<hr/>		
Write-in	5	100.00%
<b>Total</b>	<b>5</b>	<b>100.00%</b>

**Governor (L) (Vote for 1)**

Midland County: Precincts reported:	49 of 50	98.00%
Ballots:	382	
Undervotes:	0	
Overvotes:	0	
Double Votes:	0	
<hr/>		
Bill Gelineau	1	50.00%
John J. Tatar	1	50.00%
Write-in	0	0.00%
<b>Total</b>	<b>2</b>	<b>100.00%</b>

**United States Senator (L) (Vote for 1)**

Midland County: Precincts reported:	49 of 50	98.00%
Ballots:	382	
Undervotes:	2	
Overvotes:	0	
Double Votes:	0	
<hr/>		
Write-in	0	0%
<b>Total</b>	<b>0</b>	<b>100.00%</b>

**Rep in Congress 4th (L) (Vote for 1)**

US Rep 4th: Precincts reported:	48 of 49	97.96%
---------------------------------	----------	--------

Ballots:	382	
Undervotes:	2	
Overvotes:	0	
Double Votes:	0	
<hr/>		
Write-in	0	0%
<hr/>		
<b>Total</b>	<b>0</b>	<b>100.00%</b>

**State Senator 36th (L) (Vote for 1)**

State Senate 36th: Precincts reported:	48 of 49	97.96%
Ballots:	382	
Undervotes:	2	
Overvotes:	0	
Double Votes:	0	
<hr/>		
Write-in	0	0%
<hr/>		
<b>Total</b>	<b>0</b>	<b>100.00%</b>

**Rep in Legislature 99th District (L) (Vote for 1)**

State Rep 99th District: Precincts reported:	12 of 12	100.00%
Ballots:	382	
Undervotes:	2	
Overvotes:	0	
Double Votes:	0	
<hr/>		
Write-in	0	0%
<hr/>		
<b>Total</b>	<b>0</b>	<b>100.00%</b>

**County Commissioner 4th District (L) (Vote for 1)**

County Commissioner 4th District: Precincts reported:	6 of 7	85.71%
Ballots:	382	
Undervotes:	2	
Overvotes:	0	
Double Votes:	0	
<hr/>		
Write-in	0	0%
<hr/>		
<b>Total</b>	<b>0</b>	<b>100.00%</b>

**Delegate for Ingersoll Twp Pct 1 (L) (Vote for 2)**

Ingersoll Twp Pct 1: Precincts reported:	1 of 1	100.00%
Ballots:	382	
Undervotes:	4	
Overvotes:	0	
Double Votes:	0	
<hr/>		
Write-in	0	0%
<hr/>		
<b>Total</b>	<b>0</b>	<b>100.00%</b>

**Ingersoll 2**

2018-08-07 22:27:07

**Governor (R) (Vote for 1)**

Midland County: Precincts reported:	49 of 50	98.00%
Ballots:	297	
Undervotes:	2	
Overvotes:	0	
Double Votes:	0	
<hr/>		
Brian Calley	34	19.43%
Patrick Colbeck	9	5.14%
Jim Hines	29	16.57%
Bill Schuette	103	58.86%
Write-in	0	0.00%
<hr/>		
<b>Total</b>	<b>175</b>	<b>100.00%</b>

**United States Senator (R) (Vote for 1)**

Midland County: Precincts reported:	49 of 50	98.00%
Ballots:	297	
Undervotes:	16	
Overvotes:	0	
Double Votes:	0	
<hr/>		
John James	68	42.24%
Sandy Pensler	92	57.14%
Write-in	1	0.62%
<hr/>		
<b>Total</b>	<b>161</b>	<b>100.00%</b>

**Rep in Congress 4th (R) (Vote for 1)**

US Rep 4th: Precincts reported:	48 of 49	97.96%
Ballots:	297	
Undervotes:	24	
Overvotes:	0	
Double Votes:	0	
<hr/>		
John Moolenaar	152	99.35%
Write-in	1	0.65%
<hr/>		
<b>Total</b>	<b>153</b>	<b>100.00%</b>

**State Senator 36th (R) (Vote for 1)**

State Senate 36th: Precincts reported:	48 of 49	97.96%
Ballots:	297	
Undervotes:	24	
Overvotes:	0	
Double Votes:	0	
<hr/>		
Jim Stamas	152	99.35%
Write-in	1	0.65%
<hr/>		

**Total** **153 100.00%**

**Rep in Legislature 99th District (R) (Vote for 1)**

State Rep 99th District: Precincts reported:	12 of 12	100.00%
Ballots:	297	
Undervotes:	26	
Overvotes:	0	
Double Votes:	0	
<hr/>		
Roger Hauck	149	98.68%
Write-in	2	1.32%
<b>Total</b>	<b>151</b>	<b>100.00%</b>

**County Commissioner 4th District (R) (Vote for 1)**

County Commissioner 4th District: Precincts reported:	6 of 7	85.71%
Ballots:	297	
Undervotes:	37	
Overvotes:	2	
Double Votes:	0	
<hr/>		
Gaye Terwillegar	137	99.28%
Write-in	1	0.72%
<b>Total</b>	<b>138</b>	<b>100.00%</b>

**Delegate for Ingersoll Twp Pct 2 (R) (Vote for 3)**

Ingersoll Twp Pct 2: Precincts reported:	1 of 1	100.00%
Ballots:	297	
Undervotes:	392	
Overvotes:	0	
Double Votes:	0	
<hr/>		
Gaye Terwillegar	137	98.56%
Write-in	2	1.44%
<b>Total</b>	<b>139</b>	<b>100.00%</b>

**Governor (D) (Vote for 1)**

Midland County: Precincts reported:	49 of 50	98.00%
Ballots:	297	
Undervotes:	0	
Overvotes:	0	
Double Votes:	0	
<hr/>		
Abdul El-Sayed	26	22.41%
Shri Thanedar	23	19.83%
Gretchen Whitmer	67	57.76%
Write-in	0	0.00%
<b>Total</b>	<b>116</b>	<b>100.00%</b>

**United States Senator (D) (Vote for 1)**

Midland County: Precincts reported:	49 of 50	98.00%
Ballots:	297	
Undervotes:	14	
Overvotes:	0	
Double Votes:	0	
<hr/>		
Debbie Stabenow	102	100.00%
Write-in	0	0.00%
<hr/>		
<b>Total</b>	<b>102</b>	<b>100.00%</b>

**Rep in Congress 4th (D) (Vote for 1)**

US Rep 4th: Precincts reported:	48 of 49	97.96%
Ballots:	297	
Undervotes:	13	
Overvotes:	0	
Double Votes:	0	
<hr/>		
Jerry Hilliard	66	64.08%
Zigmond A. Kozicki	37	35.92%
Write-in	0	0.00%
<hr/>		
<b>Total</b>	<b>103</b>	<b>100.00%</b>

**State Senator 36th (D) (Vote for 1)**

State Senate 36th: Precincts reported:	48 of 49	97.96%
Ballots:	297	
Undervotes:	20	
Overvotes:	0	
Double Votes:	0	
<hr/>		
Joe Weir	96	100.00%
Write-in	0	0.00%
<hr/>		
<b>Total</b>	<b>96</b>	<b>100.00%</b>

**Rep in Legislature 99th District (D) (Vote for 1)**

State Rep 99th District: Precincts reported:	12 of 12	100.00%
Ballots:	297	
Undervotes:	9	
Overvotes:	0	
Double Votes:	0	
<hr/>		
Kristen Brown	51	47.66%
Randall Doyle	12	11.21%
Allison Quast-Lents	44	41.12%
Write-in	0	0.00%
<hr/>		
<b>Total</b>	<b>107</b>	<b>100.00%</b>

**County Commissioner 4th District (D) (Vote for 1)**

County Commissioner 4th District: Precincts reported:	6 of 7	85.71%
Ballots:	297	
Undervotes:	107	
Overvotes:	0	
Double Votes:	0	
<hr/>		
Write-in	9	100.00%
<b>Total</b>	<b>9</b>	<b>100.00%</b>

**Delegate for Ingersoll Twp Pct 2 (D) (Vote for 1)**

Ingersoll Twp Pct 2: Precincts reported:	1 of 1	100.00%
Ballots:	297	
Undervotes:	20	
Overvotes:	0	
Double Votes:	0	
<hr/>		
Cathy Mitzel	96	100.00%
Write-in	0	0.00%
<b>Total</b>	<b>96</b>	<b>100.00%</b>

**Governor (L) (Vote for 1)**

Midland County: Precincts reported:	49 of 50	98.00%
Ballots:	297	
Undervotes:	0	
Overvotes:	0	
Double Votes:	0	
<hr/>		
Bill Gelineau	0	0%
John J. Tatar	0	0%
Write-in	0	0%
<b>Total</b>	<b>0</b>	<b>100.00%</b>

**United States Senator (L) (Vote for 1)**

Midland County: Precincts reported:	49 of 50	98.00%
Ballots:	297	
Undervotes:	0	
Overvotes:	0	
Double Votes:	0	
<hr/>		
Write-in	0	0%
<b>Total</b>	<b>0</b>	<b>100.00%</b>

**Rep in Congress 4th (L) (Vote for 1)**

US Rep 4th: Precincts reported:	48 of 49	97.96%
Ballots:	297	
Undervotes:	0	
Overvotes:	0	



Double Votes:	0	
Write-in	0	0%
<b>Total</b>	<b>0</b>	<b>100.00%</b>

**State Senator 36th (L) (Vote for 1)**

State Senate 36th: Precincts reported:	48 of 49	97.96%
Ballots:	297	
Undervotes:	0	
Overvotes:	0	
Double Votes:	0	
Write-in	0	0%
<b>Total</b>	<b>0</b>	<b>100.00%</b>

**Rep in Legislature 99th District (L) (Vote for 1)**

State Rep 99th District: Precincts reported:	12 of 12	100.00%
Ballots:	297	
Undervotes:	0	
Overvotes:	0	
Double Votes:	0	
Write-in	0	0%
<b>Total</b>	<b>0</b>	<b>100.00%</b>

**County Commissioner 4th District (L) (Vote for 1)**

County Commissioner 4th District: Precincts reported:	6 of 7	85.71%
Ballots:	297	
Undervotes:	0	
Overvotes:	0	
Double Votes:	0	
Write-in	0	0%
<b>Total</b>	<b>0</b>	<b>100.00%</b>

**Delegate for Ingersoll Twp Pct 2 (L) (Vote for 2)**

Ingersoll Twp Pct 2: Precincts reported:	1 of 1	100.00%
Ballots:	297	
Undervotes:	0	
Overvotes:	0	
Double Votes:	0	
Write-in	0	0%
<b>Total</b>	<b>0</b>	<b>100.00%</b>

**County Proposal 1 SERVICES TO OLDER CITIZENS MILLAGE RENEWAL PROPOSAL (Vote for 1)**

Midland: Precincts reported:	48 of 49	97.96%
------------------------------	----------	--------

**Jasper Precinct 1**

2018-08-07 22:42:35

**Governor (R) (Vote for 1)**

Midland County: Precincts reported:	49 of 50	98.00%
Ballots:	163	
Undervotes:	0	
Overvotes:	0	
Double Votes:	0	
<hr/>		
Brian Calley	16	16.16%
Patrick Colbeck	8	8.08%
Jim Hines	15	15.15%
Bill Schuette	60	60.61%
Write-in	0	0.00%
<hr/>		
<b>Total</b>	<b>99</b>	<b>100.00%</b>

**United States Senator (R) (Vote for 1)**

Midland County: Precincts reported:	49 of 50	98.00%
Ballots:	163	
Undervotes:	3	
Overvotes:	0	
Double Votes:	0	
<hr/>		
John James	48	50.00%
Sandy Pensler	48	50.00%
Write-in	0	0.00%
<hr/>		
<b>Total</b>	<b>96</b>	<b>100.00%</b>

**Rep in Congress 4th (R) (Vote for 1)**

US Rep 4th: Precincts reported:	48 of 49	97.96%
Ballots:	163	
Undervotes:	7	
Overvotes:	0	
Double Votes:	0	
<hr/>		
John Moolenaar	92	100.00%
Write-in	0	0.00%
<hr/>		
<b>Total</b>	<b>92</b>	<b>100.00%</b>

**State Senator 36th (R) (Vote for 1)**

State Senate 36th: Precincts reported:	48 of 49	97.96%
Ballots:	163	
Undervotes:	13	
Overvotes:	0	
Double Votes:	0	
<hr/>		
Jim Stamas	86	100.00%
Write-in	0	0.00%
<hr/>		

**Total** 86 100.00%

**Rep in Legislature 99th District (R) (Vote for 1)**

State Rep 99th District: Precincts reported:	12 of 12	100.00%
Ballots:	163	
Undervotes:	13	
Overvotes:	0	
Double Votes:	0	
<hr/>		
Roger Hauck	86	100.00%
Write-in	0	0.00%
<b>Total</b>	<b>86</b>	<b>100.00%</b>

**County Commissioner 3rd District (R) (Vote for 1)**

County Commissioner 3rd District: Precincts reported:	8 of 8	100.00%
Ballots:	163	
Undervotes:	16	
Overvotes:	0	
Double Votes:	0	
<hr/>		
Steven Glaser	83	100.00%
Write-in	0	0.00%
<b>Total</b>	<b>83</b>	<b>100.00%</b>

**Delegate for Jasper Twp Pct 1 (R) (Vote for 3)**

Jasper Twp Pct 1: Precincts reported:	1 of 1	100.00%
Ballots:	163	
Undervotes:	293	
Overvotes:	0	
Double Votes:	0	
<hr/>		
Write-in	4	100.00%
<b>Total</b>	<b>4</b>	<b>100.00%</b>

**Governor (D) (Vote for 1)**

Midland County: Precincts reported:	49 of 50	98.00%
Ballots:	163	
Undervotes:	0	
Overvotes:	0	
Double Votes:	0	
<hr/>		
Abdul El-Sayed	18	28.57%
Shri Thanedar	11	17.46%
Gretchen Whitmer	34	53.97%
Write-in	0	0.00%
<b>Total</b>	<b>63</b>	<b>100.00%</b>

**United States Senator (D) (Vote for 1)**

Midland County: Precincts reported:	49 of 50	98.00%
Ballots:	163	
Undervotes:	8	
Overvotes:	0	
Double Votes:	0	
<hr/>		
Debbie Stabenow	54	98.18%
Write-in	1	1.82%
<hr/>		
<b>Total</b>	<b>55</b>	<b>100.00%</b>

**Rep in Congress 4th (D) (Vote for 1)**

US Rep 4th: Precincts reported:	48 of 49	97.96%
Ballots:	163	
Undervotes:	5	
Overvotes:	0	
Double Votes:	0	
<hr/>		
Jerry Hilliard	41	70.69%
Zigmond A. Kozicki	17	29.31%
Write-in	0	0.00%
<hr/>		
<b>Total</b>	<b>58</b>	<b>100.00%</b>

**State Senator 36th (D) (Vote for 1)**

State Senate 36th: Precincts reported:	48 of 49	97.96%
Ballots:	163	
Undervotes:	9	
Overvotes:	0	
Double Votes:	0	
<hr/>		
Joe Weir	54	100.00%
Write-in	0	0.00%
<hr/>		
<b>Total</b>	<b>54</b>	<b>100.00%</b>

**Rep in Legislature 99th District (D) (Vote for 1)**

State Rep 99th District: Precincts reported:	12 of 12	100.00%
Ballots:	163	
Undervotes:	4	
Overvotes:	0	
Double Votes:	0	
<hr/>		
Kristen Brown	37	62.71%
Randall Doyle	9	15.25%
Allison Quast-Lents	13	22.03%
Write-in	0	0.00%
<hr/>		
<b>Total</b>	<b>59</b>	<b>100.00%</b>

**County Commissioner 3rd District (D) (Vote for 1)**

County Commissioner 3rd District Precincts reported:	8 of 8	100.00%
Ballots:	163	
Undervotes:	9	
Overvotes:	0	
Double Votes:	0	
Chloe Updegraff	54	100.00%
Write-in	0	0.00%
<b>Total</b>	<b>54</b>	<b>100.00%</b>

**Delegate for Jasper Twp Pct 1 (D) (Vote for 1)**

Jasper Twp Pct 1: Precincts reported:	1 of 1	100.00%
Ballots:	163	
Undervotes:	8	
Overvotes:	0	
Double Votes:	0	
Kathleen May	55	100.00%
Write-in	0	0.00%
<b>Total</b>	<b>55</b>	<b>100.00%</b>

**Governor (L) (Vote for 1)**

Midland County: Precincts reported:	49 of 50	98.00%
Ballots:	163	
Undervotes:	0	
Overvotes:	0	
Double Votes:	0	
Bill Gelineau	0	0.00%
John J. Tatar	1	100.00%
Write-in	0	0.00%
<b>Total</b>	<b>1</b>	<b>100.00%</b>

**United States Senator (L) (Vote for 1)**

Midland County: Precincts reported:	49 of 50	98.00%
Ballots:	163	
Undervotes:	1	
Overvotes:	0	
Double Votes:	0	
Write-in	0	0%
<b>Total</b>	<b>0</b>	<b>100.00%</b>

**Rep in Congress 4th (L) (Vote for 1)**

US Rep 4th: Precincts reported:	48 of 49	97.96%
Ballots:	163	
Undervotes:	1	
Overvotes:	0	

Double Votes:	0	
Write-in	0	0%
<b>Total</b>	<b>0</b>	<b>100.00%</b>

**State Senator 36th (L) (Vote for 1)**

State Senate 36th: Precincts reported:	48 of 49	97.96%
Ballots:	163	
Undervotes:	1	
Overvotes:	0	
Double Votes:	0	
Write-in	0	0%
<b>Total</b>	<b>0</b>	<b>100.00%</b>

**Rep in Legislature 99th District (L) (Vote for 1)**

State Rep 99th District: Precincts reported:	12 of 12	100.00%
Ballots:	163	
Undervotes:	1	
Overvotes:	0	
Double Votes:	0	
Write-in	0	0%
<b>Total</b>	<b>0</b>	<b>100.00%</b>

**County Commissioner 3rd District (L) (Vote for 1)**

County Commissioner 3rd District: Precincts reported:	8 of 8	100.00%
Ballots:	163	
Undervotes:	1	
Overvotes:	0	
Double Votes:	0	
Write-in	0	0%
<b>Total</b>	<b>0</b>	<b>100.00%</b>

**Delegate for Jasper Twp Pct 1 (L) (Vote for 2)**

Jasper Twp Pct 1: Precincts reported:	1 of 1	100.00%
Ballots:	163	
Undervotes:	2	
Overvotes:	0	
Double Votes:	0	
Write-in	0	0%
<b>Total</b>	<b>0</b>	<b>100.00%</b>

**County Proposal 1 SERVICES TO OLDER CITIZENS MILLAGE RENEWAL PROPOSAL (Vote for 1)**

Midland: Precincts reported:	48 of 49	97.96%
------------------------------	----------	--------

## Results per Tabulator Midland August 2018

2018-08-07 21:57:13

### Governor (R) (Vote for 1)

Tabulator	Brian Calley	Patrick Colbeck	Jim Hines	Bill Schuette	Write-in	Overvotes	Undervotes	Total ballots
Jerome Township Pct 1 ICP 1	19	11	17	92	1	0	0	194
<b>Total</b>	<b>19</b>	<b>11</b>	<b>17</b>	<b>92</b>	<b>1</b>	<b>0</b>	<b>0</b>	<b>194</b>

### United States Senator (R) (Vote for 1)

Tabulator	John James	Sandy Pensler	Write-in	Overvotes	Undervotes	Total ballots
Jerome Township Pct 1 ICP 1	63	65	0	0	12	194
<b>Total</b>	<b>63</b>	<b>65</b>	<b>0</b>	<b>0</b>	<b>12</b>	<b>194</b>

### Rep in Congress 4th (R) (Vote for 1)

Tabulator	John Moolenaar	Write-in	Overvotes	Undervotes	Total ballots
Jerome Township Pct 1 ICP 1	116	1	0	23	194
<b>Total</b>	<b>116</b>	<b>1</b>	<b>0</b>	<b>23</b>	<b>194</b>

### State Senator 36th (R) (Vote for 1)

Tabulator	Jim Stamas	Write-in	Overvotes	Undervotes	Total ballots
Jerome Township Pct 1 ICP 1	120	1	0	19	194
<b>Total</b>	<b>120</b>	<b>1</b>	<b>0</b>	<b>19</b>	<b>194</b>

**Rep in Legislature 98th District (R) (Vote for 1)**

Tabulator	Annette Glenn	Carl L. Hamann	Write-in	Overvotes	Undervotes	Total ballots
Jerome Township Pct 1 ICP 1	72	57	0	0	11	194
<b>Total</b>	<b>72</b>	<b>57</b>	<b>0</b>	<b>0</b>	<b>11</b>	<b>194</b>

**County Commissioner 1st District (R) (Vote for 1)**

Tabulator	Jeanette M. Snyder	Write-in	Overvotes	Undervotes	Total ballots
Jerome Township Pct 1 ICP 1	106	3	0	31	194
<b>Total</b>	<b>106</b>	<b>3</b>	<b>0</b>	<b>31</b>	<b>194</b>

**Delegate for Jerome Twp Pct 1 (R) (Vote for 3)**

Tabulator	Write-in	Overvotes	Undervotes	Total ballots
Jerome Township Pct 1 ICP 1	4	0	416	194
<b>Total</b>	<b>4</b>	<b>0</b>	<b>416</b>	<b>194</b>

**Governor (D) (Vote for 1)**

Tabulator	Abdul El-Sayed	Shri Thanedar	Gretchen Whitmer	Write-in	Overvotes	Undervotes	Total ballots
Jerome Township Pct 1 ICP 1	8	10	31	0	0	1	194
<b>Total</b>	<b>8</b>	<b>10</b>	<b>31</b>	<b>0</b>	<b>0</b>	<b>1</b>	<b>194</b>

**United States Senator (D) (Vote for 1)**

Tabulator	Debbie Stabenow	Write-in	Overvotes	Undervotes	Total ballots
	45	0	0	5	194



Jerome Township Pct 1 ICP 1					
<b>Total</b>	<b>45</b>	<b>0</b>	<b>0</b>	<b>5</b>	<b>194</b>

### Rep in Congress 4th (D) (Vote for 1)

Tabulator	Jerry Hilliard	Zigmond A. Kozicki	Write-in	Overvotes	Undervotes	Total ballots
Jerome Township Pct 1 ICP 1	26	17	0	0	7	194
<b>Total</b>	<b>26</b>	<b>17</b>	<b>0</b>	<b>0</b>	<b>7</b>	<b>194</b>

### State Senator 36th (D) (Vote for 1)

Tabulator	Joe Weir	Write-in	Overvotes	Undervotes	Total ballots
Jerome Township Pct 1 ICP 1	41	0	0	9	194
<b>Total</b>	<b>41</b>	<b>0</b>	<b>0</b>	<b>9</b>	<b>194</b>

### Rep in Legislature 98th District (D) (Vote for 1)

Tabulator	Sarah Schulz	Write-in	Overvotes	Undervotes	Total ballots
Jerome Township Pct 1 ICP 1	44	0	0	6	194
<b>Total</b>	<b>44</b>	<b>0</b>	<b>0</b>	<b>6</b>	<b>194</b>

### County Commissioner 1st District (D) (Vote for 1)

Tabulator	Write-in	Overvotes	Undervotes	Total ballots
Jerome Township Pct 1 ICP 1	3	0	47	194
<b>Total</b>	<b>3</b>	<b>0</b>	<b>47</b>	<b>194</b>

### Delegate for Jerome Twp Pct 1 (D) (Vote for 1)

Tabulator	Write-in	Overvotes	Undervotes	Total ballots

Jerome Township Pct 1 ICP 1	3	0	47	194
<b>Total</b>	<b>3</b>	<b>0</b>	<b>47</b>	<b>194</b>

### Governor (L) (Vote for 1)

Tabulator	Bill Gelineau	John J. Tatar	Write-in	Overvotes	Undervotes	Total ballots
Jerome Township Pct 1 ICP 1	0	0	0	0	0	194
<b>Total</b>	<b>0</b>	<b>0</b>	<b>0</b>	<b>0</b>	<b>0</b>	<b>194</b>

### United States Senator (L) (Vote for 1)

Tabulator	Write-in	Overvotes	Undervotes	Total ballots
Jerome Township Pct 1 ICP 1	0	0	0	194
<b>Total</b>	<b>0</b>	<b>0</b>	<b>0</b>	<b>194</b>

### Rep in Congress 4th (L) (Vote for 1)

Tabulator	Write-in	Overvotes	Undervotes	Total ballots
Jerome Township Pct 1 ICP 1	0	0	0	194
<b>Total</b>	<b>0</b>	<b>0</b>	<b>0</b>	<b>194</b>

### State Senator 36th (L) (Vote for 1)

Tabulator	Write-in	Overvotes	Undervotes	Total ballots
Jerome Township Pct 1 ICP 1	0	0	0	194
<b>Total</b>	<b>0</b>	<b>0</b>	<b>0</b>	<b>194</b>

### Rep in Legislature 98th District (L) (Vote for 1)

Tabulator	Write-in	Overvotes	Undervotes	Total ballots
Jerome Township Pct 1 ICP 1	0	0	0	194
<b>Total</b>	<b>0</b>	<b>0</b>	<b>0</b>	<b>194</b>

## Results per Tabulator Midland August 2018

2018-08-07 21:57:51

### Governor (R) (Vote for 1)

Tabulator	Brian Calley	Patrick Colbeck	Jim Hines	Bill Schuette	Write-in	Overvotes	Undervotes	Total ballots
Jerome Township Pct 2 ICP 1	50	15	25	147	0	0	0	400
<b>Total</b>	<b>50</b>	<b>15</b>	<b>25</b>	<b>147</b>	<b>0</b>	<b>0</b>	<b>0</b>	<b>400</b>

### United States Senator (R) (Vote for 1)

Tabulator	John James	Sandy Pensler	Write-in	Overvotes	Undervotes	Total ballots
Jerome Township Pct 2 ICP 1	119	101	1	0	16	400
<b>Total</b>	<b>119</b>	<b>101</b>	<b>1</b>	<b>0</b>	<b>16</b>	<b>400</b>

### Rep in Congress 4th (R) (Vote for 1)

Tabulator	John Moolenaar	Write-in	Overvotes	Undervotes	Total ballots
Jerome Township Pct 2 ICP 1	196	1	0	40	400
<b>Total</b>	<b>196</b>	<b>1</b>	<b>0</b>	<b>40</b>	<b>400</b>

### State Senator 36th (R) (Vote for 1)

Tabulator	Jim Stamas	Write-in	Overvotes	Undervotes	Total ballots
Jerome Township Pct 2 ICP 1	199	0	0	38	400
<b>Total</b>	<b>199</b>	<b>0</b>	<b>0</b>	<b>38</b>	<b>400</b>

**Rep in Legislature 98th District (R) (Vote for 1)**

Tabulator	Annette Glenn	Carl L. Hamann	Write-in	Overvotes	Undervotes	Total ballots
Jerome Township Pct 2 ICP 1	117	91	0	0	29	400
<b>Total</b>	<b>117</b>	<b>91</b>	<b>0</b>	<b>0</b>	<b>29</b>	<b>400</b>

**County Commissioner 1st District (R) (Vote for 1)**

Tabulator	Jeanette M. Snyder	Write-in	Overvotes	Undervotes	Total ballots
Jerome Township Pct 2 ICP 1	186	0	0	51	400
<b>Total</b>	<b>186</b>	<b>0</b>	<b>0</b>	<b>51</b>	<b>400</b>

**Delegate for Jerome Twp Pct 2 (R) (Vote for 4)**

Tabulator	Douglas D. Enos	Karl leuter	Alan Kloha	Write-in	Overvotes	Undervotes	Total ballots
Jerome Township Pct 2 ICP 1	122	139	113	6	0	568	400
<b>Total</b>	<b>122</b>	<b>139</b>	<b>113</b>	<b>6</b>	<b>0</b>	<b>568</b>	<b>400</b>

**Governor (D) (Vote for 1)**

Tabulator	Abdul El-Sayed	Shri Thanedar	Gretchen Whitmer	Write-in	Overvotes	Undervotes	Total ballots
Jerome Township Pct 2 ICP 1	29	24	97	1	0	2	400
<b>Total</b>	<b>29</b>	<b>24</b>	<b>97</b>	<b>1</b>	<b>0</b>	<b>2</b>	<b>400</b>

**United States Senator (D) (Vote for 1)**

Tabulator	Write-in	Overvotes	Undervotes	Total ballots
Jerome Township Pct 2 ICP 1	0	0	0	400
<b>Total</b>	<b>0</b>	<b>0</b>	<b>0</b>	<b>400</b>

Tabulator	Debbie Stabenow	Write-in	Overvotes	Undervotes	Total ballots
Jerome Township Pct 2 ICP 1	143	0	0	10	400
<b>Total</b>	<b>143</b>	<b>0</b>	<b>0</b>	<b>10</b>	<b>400</b>

### Rep in Congress 4th (D) (Vote for 1)

Tabulator	Jerry Hilliard	Zigmond A. Kozicki	Write-in	Overvotes	Undervotes	Total ballots
Jerome Township Pct 2 ICP 1	73	52	0	1	27	400
<b>Total</b>	<b>73</b>	<b>52</b>	<b>0</b>	<b>1</b>	<b>27</b>	<b>400</b>

### State Senator 36th (D) (Vote for 1)

Tabulator	Joe Weir	Write-in	Overvotes	Undervotes	Total ballots
Jerome Township Pct 2 ICP 1	123	0	0	30	400
<b>Total</b>	<b>123</b>	<b>0</b>	<b>0</b>	<b>30</b>	<b>400</b>

### Rep in Legislature 98th District (D) (Vote for 1)

Tabulator	Sarah Schulz	Write-in	Overvotes	Undervotes	Total ballots
Jerome Township Pct 2 ICP 1	126	1	0	26	400
<b>Total</b>	<b>126</b>	<b>1</b>	<b>0</b>	<b>26</b>	<b>400</b>

### County Commissioner 1st District (D) (Vote for 1)

Tabulator	Write-in	Overvotes	Undervotes	Total ballots
Jerome Township Pct 2 ICP 1	13	0	140	400
<b>Total</b>	<b>13</b>	<b>0</b>	<b>140</b>	<b>400</b>

### Delegate for Jerome Twp Pct 2 (D) (Vote for 1)

---

Tabulator	Write-in	Overvotes	Undervotes	Total ballots
Jerome Township Pct 2 ICP 1	14	0	139	400
<b>Total</b>	<b>14</b>	<b>0</b>	<b>139</b>	<b>400</b>

### Governor (L) (Vote for 1)

Tabulator	Bill Gelineau	John J. Tatar	Write-in	Overvotes	Undervotes	Total ballots
Jerome Township Pct 2 ICP 1	0	0	0	0	0	400
<b>Total</b>	<b>0</b>	<b>0</b>	<b>0</b>	<b>0</b>	<b>0</b>	<b>400</b>

### United States Senator (L) (Vote for 1)

Tabulator	Write-in	Overvotes	Undervotes	Total ballots
Jerome Township Pct 2 ICP 1	0	0	0	400
<b>Total</b>	<b>0</b>	<b>0</b>	<b>0</b>	<b>400</b>

### Rep in Congress 4th (L) (Vote for 1)

Tabulator	Write-in	Overvotes	Undervotes	Total ballots
Jerome Township Pct 2 ICP 1	0	0	0	400
<b>Total</b>	<b>0</b>	<b>0</b>	<b>0</b>	<b>400</b>

### State Senator 36th (L) (Vote for 1)

Tabulator	Write-in	Overvotes	Undervotes	Total ballots
Jerome Township Pct 2 ICP 1	0	0	0	400
<b>Total</b>	<b>0</b>	<b>0</b>	<b>0</b>	<b>400</b>

### Rep in Legislature 98th District (L) (Vote for 1)

Tabulator	Write-in	Overvotes	Undervotes	Total ballots
Jerome Township Pct 2 ICP 1	0	0	0	400
<b>Total</b>	<b>0</b>	<b>0</b>	<b>0</b>	<b>400</b>

**Jerome Precinct 3**

2018-08-07 22:29:26

**Governor (R) (Vote for 1)**

Midland County: Precincts reported:	49 of 50	98.00%
Ballots:	137	
Undervotes:	1	
Overvotes:	0	
Double Votes:	0	
<hr/>		
Brian Calley	12	14.81%
Patrick Colbeck	4	4.94%
Jim Hines	5	6.17%
Bill Schuette	60	74.07%
Write-in	0	0.00%
<b>Total</b>	<b>81</b>	<b>100.00%</b>

**United States Senator (R) (Vote for 1)**

Midland County: Precincts reported:	49 of 50	98.00%
Ballots:	137	
Undervotes:	7	
Overvotes:	0	
Double Votes:	0	
<hr/>		
John James	24	32.00%
Sandy Pensler	50	66.67%
Write-in	1	1.33%
<b>Total</b>	<b>75</b>	<b>100.00%</b>

**Rep in Congress 4th (R) (Vote for 1)**

US Rep 4th: Precincts reported:	48 of 49	97.96%
Ballots:	137	
Undervotes:	11	
Overvotes:	0	
Double Votes:	0	
<hr/>		
John Moolenaar	71	100.00%
Write-in	0	0.00%
<b>Total</b>	<b>71</b>	<b>100.00%</b>

**State Senator 36th (R) (Vote for 1)**

State Senate 36th: Precincts reported:	48 of 49	97.96%
Ballots:	137	
Undervotes:	10	
Overvotes:	0	
Double Votes:	0	
<hr/>		
Jim Stamas	72	100.00%
Write-in	0	0.00%

<b>Total</b>	<b>72</b>	<b>100.00%</b>
--------------	-----------	----------------

**Rep in Legislature 98th District (R) (Vote for 1)**

State Rep 98th District: Precincts reported:	37 of 38	97.37%
Ballots:	137	
Undervotes:	7	
Overvotes:	0	
Double Votes:	0	
<hr/>		
Annette Glenn	27	36.00%
Carl L. Hamann	48	64.00%
Write-in	0	0.00%
<b>Total</b>	<b>75</b>	<b>100.00%</b>

**County Commissioner 1st District (R) (Vote for 1)**

County Commissioner 1st District: Precincts reported:	8 of 8	100.00%
Ballots:	137	
Undervotes:	12	
Overvotes:	0	
Double Votes:	0	
<hr/>		
Jeanette M. Snyder	70	100.00%
Write-in	0	0.00%
<b>Total</b>	<b>70</b>	<b>100.00%</b>

**Delegate for Jerome Twp Pct 3 (R) (Vote for 2)**

Jerome Twp Pct 3: Precincts reported:	1 of 1	100.00%
Ballots:	137	
Undervotes:	96	
Overvotes:	0	
Double Votes:	0	
<hr/>		
Janithan Woodruff	68	100.00%
Write-in	0	0.00%
<b>Total</b>	<b>68</b>	<b>100.00%</b>

**Governor (D) (Vote for 1)**

Midland County: Precincts reported:	49 of 50	98.00%
Ballots:	137	
Undervotes:	1	
Overvotes:	0	
Double Votes:	0	
<hr/>		
Abdul El-Sayed	7	13.73%
Shri Thanedar	9	17.65%
Gretchen Whitmer	34	66.67%
Write-in	1	1.96%
<b>Total</b>	<b>51</b>	<b>100.00%</b>



**United States Senator (D) (Vote for 1)**

Midland County: Precincts reported:	49 of 50	98.00%
Ballots:	137	
Undervotes:	5	
Overvotes:	0	
Double Votes:	0	
<hr/>		
Debbie Stabenow	47	100.00%
Write-in	0	0.00%
<hr/>		
<b>Total</b>	<b>47</b>	<b>100.00%</b>

**Rep in Congress 4th (D) (Vote for 1)**

US Rep 4th: Precincts reported:	48 of 49	97.96%
Ballots:	137	
Undervotes:	9	
Overvotes:	0	
Double Votes:	0	
<hr/>		
Jerry Hilliard	24	55.81%
Zigmond A. Kozicki	18	41.86%
Write-in	1	2.33%
<hr/>		
<b>Total</b>	<b>43</b>	<b>100.00%</b>

**State Senator 36th (D) (Vote for 1)**

State Senate 36th: Precincts reported:	48 of 49	97.96%
Ballots:	137	
Undervotes:	9	
Overvotes:	0	
Double Votes:	0	
<hr/>		
Joe Weir	42	97.67%
Write-in	1	2.33%
<hr/>		
<b>Total</b>	<b>43</b>	<b>100.00%</b>

**Rep in Legislature 98th District (D) (Vote for 1)**

State Rep 98th District: Precincts reported:	37 of 38	97.37%
Ballots:	137	
Undervotes:	7	
Overvotes:	0	
Double Votes:	0	
<hr/>		
Sarah Schulz	44	97.78%
Write-in	1	2.22%
<hr/>		
<b>Total</b>	<b>45</b>	<b>100.00%</b>

**County Commissioner 1st District (D) (Vote for 1)**

County Commissioner 1st District: Precincts reported:	8 of 8	100.00%
---	--------	---------

Ballots:	137	
Undervotes:	49	
Overvotes:	0	
Double Votes:	0	
<hr/>		
Write-in	3	100.00%
<b>Total</b>	<b>3</b>	<b>100.00%</b>

**Delegate for Jerome Twp Pct 3 (D) (Vote for 1)**

Jerome Twp Pct 3 Precincts reported:	1 of 1	100.00%
Ballots:	137	
Undervotes:	12	
Overvotes:	0	
Double Votes:	0	
<hr/>		
Sara B. Clavez	39	97.50%
Write-in	1	2.50%
<b>Total</b>	<b>40</b>	<b>100.00%</b>

**Governor (L) (Vote for 1)**

Midland County Precincts reported:	49 of 50	98.00%
Ballots:	137	
Undervotes:	0	
Overvotes:	0	
Double Votes:	0	
<hr/>		
Bill Gelineau	0	0%
John J. Tatar	0	0%
Write-in	0	0%
<b>Total</b>	<b>0</b>	<b>100.00%</b>

**United States Senator (L) (Vote for 1)**

Midland County Precincts reported:	49 of 50	98.00%
Ballots:	137	
Undervotes:	0	
Overvotes:	0	
Double Votes:	0	
<hr/>		
Write-in	0	0%
<b>Total</b>	<b>0</b>	<b>100.00%</b>

**Rep in Congress 4th (L) (Vote for 1)**

US Rep 4th Precincts reported:	48 of 49	97.96%
Ballots:	137	
Undervotes:	0	
Overvotes:	0	
Double Votes:	0	
<hr/>		
Write-in	0	0%

<b>Total</b>	<b>0</b>	<b>100.00%</b>
--------------	----------	----------------

**State Senator 36th (L) (Vote for 1)**

State Senate 36th: Precincts reported:	48 of 49	97.96%
Ballots:	137	
Undervotes:	0	
Overvotes:	0	
Double Votes:	0	
<hr/>		
Write-in	0	0%
<hr/>		
<b>Total</b>	<b>0</b>	<b>100.00%</b>

**Rep in Legislature 98th District (L) (Vote for 1)**

State Rep 98th District: Precincts reported:	37 of 38	97.37%
Ballots:	137	
Undervotes:	0	
Overvotes:	0	
Double Votes:	0	
<hr/>		
Write-in	0	0%
<hr/>		
<b>Total</b>	<b>0</b>	<b>100.00%</b>

**County Commissioner 1st District (L) (Vote for 1)**

County Commissioner 1st District: Precincts reported:	8 of 8	100.00%
Ballots:	137	
Undervotes:	0	
Overvotes:	0	
Double Votes:	0	
<hr/>		
Write-in	0	0%
<hr/>		
<b>Total</b>	<b>0</b>	<b>100.00%</b>

**Delegate for Jerome Twp Pct 3 (L) (Vote for 2)**

Jerome Twp Pct 3: Precincts reported:	1 of 1	100.00%
Ballots:	137	
Undervotes:	0	
Overvotes:	0	
Double Votes:	0	
<hr/>		
Write-in	0	0%
<hr/>		
<b>Total</b>	<b>0</b>	<b>100.00%</b>

**County Proposal 1 SERVICES TO OLDER CITIZENS MILLAGE RENEWAL PROPOSAL (Vote for 1)**

Midland: Precincts reported:	48 of 49	97.96%
Ballots:	137	
Undervotes:	3	
Overvotes:	0	

## Jerome Precinct 4

2018-08-07 22:30:06

### Governor (R) (Vote for 1)

Midland County: Precincts reported:	49 of 50	98.00%
Ballots:	359	
Undervotes:	0	
Overvotes:	0	
Double Votes:	0	
<hr/>		
Brian Calley	22	9.24%
Patrick Colbeck	13	5.46%
Jim Hines	22	9.24%
Bill Schuette	181	76.05%
Write-in	0	0.00%
<hr/>		
<b>Total</b>	<b>238</b>	<b>100.00%</b>

### United States Senator (R) (Vote for 1)

Midland County: Precincts reported:	49 of 50	98.00%
Ballots:	359	
Undervotes:	12	
Overvotes:	0	
Double Votes:	0	
<hr/>		
John James	105	46.46%
Sandy Pensler	121	53.54%
Write-in	0	0.00%
<hr/>		
<b>Total</b>	<b>226</b>	<b>100.00%</b>

### Rep in Congress 4th (R) (Vote for 1)

US Rep 4th: Precincts reported:	48 of 49	97.96%
Ballots:	359	
Undervotes:	18	
Overvotes:	0	
Double Votes:	0	
<hr/>		
John Moolenaar	220	100.00%
Write-in	0	0.00%
<hr/>		
<b>Total</b>	<b>220</b>	<b>100.00%</b>

### State Senator 36th (R) (Vote for 1)

State Senate 36th: Precincts reported:	48 of 49	97.96%
Ballots:	359	
Undervotes:	19	
Overvotes:	0	
Double Votes:	0	
<hr/>		
Jim Stamas	219	100.00%
Write-in	0	0.00%
<hr/>		

<b>Total</b>	<b>219</b>	<b>100.00%</b>
--------------	------------	----------------

**Rep in Legislature 98th District (R) (Vote for 1)**

State Rep 98th District: Precincts reported:	37 of 38	97.37%
Ballots:	359	
Undervotes:	16	
Overvotes:	0	
Double Votes:	0	
<hr/>		
Annette Glenn	125	56.31%
Carl L. Hamann	97	43.69%
Write-in	0	0.00%
<b>Total</b>	<b>222</b>	<b>100.00%</b>

**County Commissioner 1st District (R) (Vote for 1)**

County Commissioner 1st District: Precincts reported:	8 of 8	100.00%
Ballots:	359	
Undervotes:	38	
Overvotes:	0	
Double Votes:	0	
<hr/>		
Jeanette M. Snyder	199	99.50%
Write-in	1	0.50%
<b>Total</b>	<b>200</b>	<b>100.00%</b>

**Delegate for Jerome Twp Pct 4 (R) (Vote for 4)**

Jerome Twp Pct 4: Precincts reported:	1 of 1	100.00%
Ballots:	359	
Undervotes:	750	
Overvotes:	0	
Double Votes:	0	
<hr/>		
Chris Melchi	202	100.00%
Write-in	0	0.00%
<b>Total</b>	<b>202</b>	<b>100.00%</b>

**Governor (D) (Vote for 1)**

Midland County: Precincts reported:	49 of 50	98.00%
Ballots:	359	
Undervotes:	1	
Overvotes:	0	
Double Votes:	0	
<hr/>		
Abdul El-Sayed	18	16.51%
Shri Thanedar	24	22.02%
Gretchen Whitmer	67	61.47%
Write-in	0	0.00%
<b>Total</b>	<b>109</b>	<b>100.00%</b>

**United States Senator (D) (Vote for 1)**

Midland County: Precincts reported:	49 of 50	98.00%
Ballots:	359	
Undervotes:	9	
Overvotes:	0	
Double Votes:	0	
<hr/>		
Debbie Stabenow	101	100.00%
Write-in	0	0.00%
<hr/>		
<b>Total</b>	<b>101</b>	<b>100.00%</b>

**Rep in Congress 4th (D) (Vote for 1)**

US Rep 4th: Precincts reported:	48 of 49	97.96%
Ballots:	359	
Undervotes:	16	
Overvotes:	0	
Double Votes:	0	
<hr/>		
Jerry Hilliard	54	57.45%
Zigmond A. Kozicki	40	42.55%
Write-in	0	0.00%
<hr/>		
<b>Total</b>	<b>94</b>	<b>100.00%</b>

**State Senator 36th (D) (Vote for 1)**

State Senate 36th: Precincts reported:	48 of 49	97.96%
Ballots:	359	
Undervotes:	22	
Overvotes:	0	
Double Votes:	0	
<hr/>		
Joe Weir	88	100.00%
Write-in	0	0.00%
<hr/>		
<b>Total</b>	<b>88</b>	<b>100.00%</b>

**Rep in Legislature 98th District (D) (Vote for 1)**

State Rep 98th District: Precincts reported:	37 of 38	97.37%
Ballots:	359	
Undervotes:	18	
Overvotes:	0	
Double Votes:	0	
<hr/>		
Sarah Schulz	92	100.00%
Write-in	0	0.00%
<hr/>		
<b>Total</b>	<b>92</b>	<b>100.00%</b>

**County Commissioner 1st District (D) (Vote for 1)**

County Commissioner 1st District: Precincts reported:	8 of 8	100.00%
---	--------	---------

Ballots:	359	
Undervotes:	93	
Overvotes:	0	
Double Votes:	0	
<hr/>		
Write-in	17	100.00%
<b>Total</b>	<b>17</b>	<b>100.00%</b>

**Delegate for Jerome Twp Pct 4 (D) (Vote for 1)**

Jerome Twp Pct 4: Precincts reported:	1 of 1	100.00%
Ballots:	359	
Undervotes:	93	
Overvotes:	0	
Double Votes:	0	
<hr/>		
Write-in	17	100.00%
<b>Total</b>	<b>17</b>	<b>100.00%</b>

**Governor (L) (Vote for 1)**

Midland County: Precincts reported:	49 of 50	98.00%
Ballots:	359	
Undervotes:	0	
Overvotes:	0	
Double Votes:	0	
<hr/>		
Bill Gelineau	0	0.00%
John J. Tatar	1	100.00%
Write-in	0	0.00%
<b>Total</b>	<b>1</b>	<b>100.00%</b>

**United States Senator (L) (Vote for 1)**

Midland County: Precincts reported:	49 of 50	98.00%
Ballots:	359	
Undervotes:	1	
Overvotes:	0	
Double Votes:	0	
<hr/>		
Write-in	0	0%
<b>Total</b>	<b>0</b>	<b>100.00%</b>

**Rep in Congress 4th (L) (Vote for 1)**

US Rep 4th: Precincts reported:	48 of 49	97.96%
Ballots:	359	
Undervotes:	1	
Overvotes:	0	
Double Votes:	0	
<hr/>		
Write-in	0	0%
<b>Total</b>	<b>0</b>	<b>100.00%</b>

**State Senator 36th (L) (Vote for 1)**

State Senate 36th: Precincts reported:	48 of 49	97.96%
Ballots:	359	
Undervotes:	1	
Overvotes:	0	
Double Votes:	0	
<hr/>		
Write-in	0	0%
<hr/>		
<b>Total</b>	<b>0</b>	<b>100.00%</b>

**Rep in Legislature 98th District (L) (Vote for 1)**

State Rep 98th District: Precincts reported:	37 of 38	97.37%
Ballots:	359	
Undervotes:	1	
Overvotes:	0	
Double Votes:	0	
<hr/>		
Write-in	0	0%
<hr/>		
<b>Total</b>	<b>0</b>	<b>100.00%</b>

**County Commissioner 1st District (L) (Vote for 1)**

County Commissioner 1st District: Precincts reported:	8 of 8	100.00%
Ballots:	359	
Undervotes:	1	
Overvotes:	0	
Double Votes:	0	
<hr/>		
Write-in	0	0%
<hr/>		
<b>Total</b>	<b>0</b>	<b>100.00%</b>

**Delegate for Jerome Twp Pct 4 (L) (Vote for 2)**

Jerome Twp Pct 4: Precincts reported:	1 of 1	100.00%
Ballots:	359	
Undervotes:	2	
Overvotes:	0	
Double Votes:	0	
<hr/>		
Write-in	0	0%
<hr/>		
<b>Total</b>	<b>0</b>	<b>100.00%</b>

**County Proposal 1 SERVICES TO OLDER CITIZENS MILLAGE RENEWAL PROPOSAL (Vote for 1)**

Midland: Precincts reported:	48 of 49	97.96%
Ballots:	359	
Undervotes:	14	
Overvotes:	0	
Double Votes:	0	
<hr/>		



## Results per Tabulator Midland August 2018

2018-08-07 22:09:53

### Governor (R) (Vote for 1)

Tabulator	Brian Calley	Patrick Colbeck	Jim Hines	Bill Schuette	Write-in	Overvotes	Undervotes	Total ballots
Larkin Township Pct 1 ICP 1	52	15	22	231	0	0	8	476
<b>Total</b>	<b>52</b>	<b>15</b>	<b>22</b>	<b>231</b>	<b>0</b>	<b>0</b>	<b>8</b>	<b>476</b>

### United States Senator (R) (Vote for 1)

Tabulator	John James	Sandy Pensler	Write-in	Overvotes	Undervotes	Total ballots
Larkin Township Pct 1 ICP 1	156	151	0	0	21	476
<b>Total</b>	<b>156</b>	<b>151</b>	<b>0</b>	<b>0</b>	<b>21</b>	<b>476</b>

### Rep in Congress 4th (R) (Vote for 1)

Tabulator	John Moolenaar	Write-in	Overvotes	Undervotes	Total ballots
Larkin Township Pct 1 ICP 1	283	0	0	45	476
<b>Total</b>	<b>283</b>	<b>0</b>	<b>0</b>	<b>45</b>	<b>476</b>

### State Senator 36th (R) (Vote for 1)

Tabulator	Jim Stamas	Write-in	Overvotes	Undervotes	Total ballots
Larkin Township Pct 1 ICP 1	286	0	0	42	476
<b>Total</b>	<b>286</b>	<b>0</b>	<b>0</b>	<b>42</b>	<b>476</b>

**Rep in Legislature 98th District (R) (Vote for 1)**

Tabulator	Annette Glenn	Carl L. Hamann	Write-in	Overvotes	Undervotes	Total ballots
Larkin Township Pct 1 ICP 1	146	137	0	0	45	476
<b>Total</b>	<b>146</b>	<b>137</b>	<b>0</b>	<b>0</b>	<b>45</b>	<b>476</b>

**County Commissioner 2nd District (R) (Vote for 1)**

Tabulator	Mark C. Bone	Write-in	Overvotes	Undervotes	Total ballots
Larkin Township Pct 1 ICP 1	272	2	0	54	476
<b>Total</b>	<b>272</b>	<b>2</b>	<b>0</b>	<b>54</b>	<b>476</b>

**Delegate for Larkin Twp Pct 1 (R) (Vote for 6)**

Tabulator	Claudie Marie Moore	Write-in	Overvotes	Undervotes	Total ballots
Larkin Township Pct 1 ICP 1	246	0	0	1,722	476
<b>Total</b>	<b>246</b>	<b>0</b>	<b>0</b>	<b>1,722</b>	<b>476</b>

**Governor (D) (Vote for 1)**

Tabulator	Abdul El-Sayed	Shri Thanedar	Gretchen Whitmer	Write-in	Overvotes	Undervotes	Total ballots
Larkin Township Pct 1 ICP 1	55	18	66	1	0	1	476
<b>Total</b>	<b>55</b>	<b>18</b>	<b>66</b>	<b>1</b>	<b>0</b>	<b>1</b>	<b>476</b>

**United States Senator (D) (Vote for 1)**

Tabulator			Overvotes	Undervotes	

	Debbie Stabenow	Write-in			Total ballots
Larkin Township Pct 1 ICP 1	133	1	0	7	476
<b>Total</b>	<b>133</b>	<b>1</b>	<b>0</b>	<b>7</b>	<b>476</b>

### Rep in Congress 4th (D) (Vote for 1)

Tabulator	Jerry Hilliard	Zigmond A. Kozicki	Write-in	Overvotes	Undervotes	Total ballots
Larkin Township Pct 1 ICP 1	76	50	0	0	15	476
<b>Total</b>	<b>76</b>	<b>50</b>	<b>0</b>	<b>0</b>	<b>15</b>	<b>476</b>

### State Senator 36th (D) (Vote for 1)

Tabulator	Joe Weir	Write-in	Overvotes	Undervotes	Total ballots
Larkin Township Pct 1 ICP 1	120	1	0	20	476
<b>Total</b>	<b>120</b>	<b>1</b>	<b>0</b>	<b>20</b>	<b>476</b>

### Rep in Legislature 98th District (D) (Vote for 1)

Tabulator	Sarah Schulz	Write-in	Overvotes	Undervotes	Total ballots
Larkin Township Pct 1 ICP 1	127	0	0	14	476
<b>Total</b>	<b>127</b>	<b>0</b>	<b>0</b>	<b>14</b>	<b>476</b>

### County Commissioner 2nd District (D) (Vote for 1)

Tabulator	Write-in	Overvotes	Undervotes	Total ballots
Larkin Township Pct 1 ICP 1	10	0	131	476
<b>Total</b>	<b>10</b>	<b>0</b>	<b>131</b>	<b>476</b>

### Delegate for Larkin Twp Pct 1 (D) (Vote for 2)

Tabulator	Write-in	Overvotes	Undervotes	Total ballots
Larkin Township Pct 1 ICP 1	12	0	270	476
<b>Total</b>	<b>12</b>	<b>0</b>	<b>270</b>	<b>476</b>

### Governor (L) (Vote for 1)

Tabulator	Bill Gelineau	John J. Tatar	Write-in	Overvotes	Undervotes	Total ballots
Larkin Township Pct 1 ICP 1	0	0	0	0	0	476
<b>Total</b>	<b>0</b>	<b>0</b>	<b>0</b>	<b>0</b>	<b>0</b>	<b>476</b>

### United States Senator (L) (Vote for 1)

Tabulator	Write-in	Overvotes	Undervotes	Total ballots
Larkin Township Pct 1 ICP 1	0	0	0	476
<b>Total</b>	<b>0</b>	<b>0</b>	<b>0</b>	<b>476</b>

### Rep in Congress 4th (L) (Vote for 1)

Tabulator	Write-in	Overvotes	Undervotes	Total ballots
Larkin Township Pct 1 ICP 1	0	0	0	476
<b>Total</b>	<b>0</b>	<b>0</b>	<b>0</b>	<b>476</b>

### State Senator 36th (L) (Vote for 1)

Tabulator	Write-in	Overvotes	Undervotes	Total ballots
Larkin Township Pct 1 ICP 1	0	0	0	476
<b>Total</b>	<b>0</b>	<b>0</b>	<b>0</b>	<b>476</b>

### Rep in Legislature 98th District (L) (Vote for 1)

Tabulator	Write-in	Overvotes	Undervotes	Total ballots
Larkin Township Pct 1 ICP 1	0	0	0	476
<b>Total</b>	<b>0</b>	<b>0</b>	<b>0</b>	<b>476</b>

## Results per Tabulator Midland August 2018

2018-08-07 22:10:27

### Governor (R) (Vote for 1)

Tabulator	Brian Calley	Patrick Colbeck	Jim Hines	Bill Schuette	Write-in	Overvotes	Undervotes	Total ballots
Larkin Township Pct 2 ICP 1	57	8	24	239	1	0	3	481
<b>Total</b>	<b>57</b>	<b>8</b>	<b>24</b>	<b>239</b>	<b>1</b>	<b>0</b>	<b>3</b>	<b>481</b>

### United States Senator (R) (Vote for 1)

Tabulator	John James	Sandy Pensler	Write-in	Overvotes	Undervotes	Total ballots
Larkin Township Pct 2 ICP 1	165	141	1	0	25	481
<b>Total</b>	<b>165</b>	<b>141</b>	<b>1</b>	<b>0</b>	<b>25</b>	<b>481</b>

### Rep in Congress 4th (R) (Vote for 1)

Tabulator	John Moolenaar	Write-in	Overvotes	Undervotes	Total ballots
Larkin Township Pct 2 ICP 1	281	3	0	48	481
<b>Total</b>	<b>281</b>	<b>3</b>	<b>0</b>	<b>48</b>	<b>481</b>

### State Senator 36th (R) (Vote for 1)

Tabulator	Jim Stamas	Write-in	Overvotes	Undervotes	Total ballots
Larkin Township Pct 2 ICP 1	281	2	0	49	481
<b>Total</b>	<b>281</b>	<b>2</b>	<b>0</b>	<b>49</b>	<b>481</b>

### Rep in Legislature 98th District (R) (Vote for 1)

Tabulator	Annette Glenn	Carl L. Hamann	Write-in	Overvotes	Undervotes	Total ballots
Larkin Township Pct 2 ICP 1	175	114	0	0	43	481
<b>Total</b>	<b>175</b>	<b>114</b>	<b>0</b>	<b>0</b>	<b>43</b>	<b>481</b>

### County Commissioner 2nd District (R) (Vote for 1)

Tabulator	Mark C. Bone	Write-in	Overvotes	Undervotes	Total ballots
Larkin Township Pct 2 ICP 1	250	1	0	81	481
<b>Total</b>	<b>250</b>	<b>1</b>	<b>0</b>	<b>81</b>	<b>481</b>

### Delegate for Larkin Twp Pct 2 (R) (Vote for 5)

Tabulator	Mark C. Bone	Mary Draves	Todd Draves	Write-in	Overvotes	Undervotes	Total ballots
Larkin Township Pct 2 ICP 1	212	180	184	2	0	1,082	481
<b>Total</b>	<b>212</b>	<b>180</b>	<b>184</b>	<b>2</b>	<b>0</b>	<b>1,082</b>	<b>481</b>

### Governor (D) (Vote for 1)

Tabulator	Abdul EI-Sayed	Shri Thanedar	Gretchen Whitmer	Write-in	Overvotes	Undervotes	Total ballots
Larkin Township Pct 2 ICP 1	35	21	85	0	0	0	481
<b>Total</b>	<b>35</b>	<b>21</b>	<b>85</b>	<b>0</b>	<b>0</b>	<b>0</b>	<b>481</b>

### United States Senator (D) (Vote for 1)

Tabulator			Overvotes	Undervotes	

	Debbie Stabenow	Write-in			Total ballots
Larkin Township Pct 2 ICP 1	133	0	0	8	481
<b>Total</b>	<b>133</b>	<b>0</b>	<b>0</b>	<b>8</b>	<b>481</b>

### Rep in Congress 4th (D) (Vote for 1)

Tabulator	Jerry Hilliard	Zigmond A. Kozicki	Write-in	Overvotes	Undervotes	Total ballots
Larkin Township Pct 2 ICP 1	72	50	0	0	19	481
<b>Total</b>	<b>72</b>	<b>50</b>	<b>0</b>	<b>0</b>	<b>19</b>	<b>481</b>

### State Senator 36th (D) (Vote for 1)

Tabulator	Joe Weir	Write-in	Overvotes	Undervotes	Total ballots
Larkin Township Pct 2 ICP 1	116	0	0	25	481
<b>Total</b>	<b>116</b>	<b>0</b>	<b>0</b>	<b>25</b>	<b>481</b>

### Rep in Legislature 98th District (D) (Vote for 1)

Tabulator	Sarah Schulz	Write-in	Overvotes	Undervotes	Total ballots
Larkin Township Pct 2 ICP 1	124	0	0	17	481
<b>Total</b>	<b>124</b>	<b>0</b>	<b>0</b>	<b>17</b>	<b>481</b>

### County Commissioner 2nd District (D) (Vote for 1)

Tabulator	Write-in	Overvotes	Undervotes	Total ballots
Larkin Township Pct 2 ICP 1	8	0	133	481
<b>Total</b>	<b>8</b>	<b>0</b>	<b>133</b>	<b>481</b>

### Delegate for Larkin Twp Pct 2 (D) (Vote for 1)

Tabulator	Write-in	Overvotes	Undervotes	Total ballots
Larkin Township Pct 2 ICP 1	8	0	133	481
<b>Total</b>	<b>8</b>	<b>0</b>	<b>133</b>	<b>481</b>

### Governor (L) (Vote for 1)

Tabulator	Bill Gelineau	John J. Tatar	Write-in	Overvotes	Undervotes	Total ballots
Larkin Township Pct 2 ICP 1	1	0	0	0	0	481
<b>Total</b>	<b>1</b>	<b>0</b>	<b>0</b>	<b>0</b>	<b>0</b>	<b>481</b>

### United States Senator (L) (Vote for 1)

Tabulator	Write-in	Overvotes	Undervotes	Total ballots
Larkin Township Pct 2 ICP 1	0	0	1	481
<b>Total</b>	<b>0</b>	<b>0</b>	<b>1</b>	<b>481</b>

### Rep in Congress 4th (L) (Vote for 1)

Tabulator	Write-in	Overvotes	Undervotes	Total ballots
Larkin Township Pct 2 ICP 1	0	0	1	481
<b>Total</b>	<b>0</b>	<b>0</b>	<b>1</b>	<b>481</b>

### State Senator 36th (L) (Vote for 1)

Tabulator	Write-in	Overvotes	Undervotes	Total ballots
Larkin Township Pct 2 ICP 1	0	0	1	481
<b>Total</b>	<b>0</b>	<b>0</b>	<b>1</b>	<b>481</b>

### Rep in Legislature 98th District (L) (Vote for 1)

Tabulator	Write-in	Overvotes	Undervotes	Total ballots
Larkin Township Pct 2 ICP 1	0	0	1	481
<b>Total</b>	<b>0</b>	<b>0</b>	<b>1</b>	<b>481</b>



## Results per Tabulator Midland August 2018

2018-08-07 20:40:15

### Governor (R) (Vote for 1)

Tabulator	Brian Calley	Patrick Colbeck	Jim Hines	Bill Schuette	Write-in	Overvotes	Undervotes	Total ballots
Larkin Township Pct 3 ICP 1	45	7	15	222	0	0	2	425
<b>Total</b>	<b>45</b>	<b>7</b>	<b>15</b>	<b>222</b>	<b>0</b>	<b>0</b>	<b>2</b>	<b>425</b>

### United States Senator (R) (Vote for 1)

Tabulator	John James	Sandy Pensler	Write-in	Overvotes	Undervotes	Total ballots
Larkin Township Pct 3 ICP 1	147	118	0	0	26	425
<b>Total</b>	<b>147</b>	<b>118</b>	<b>0</b>	<b>0</b>	<b>26</b>	<b>425</b>

### Rep in Congress 4th (R) (Vote for 1)

Tabulator	John Moolenaar	Write-in	Overvotes	Undervotes	Total ballots
Larkin Township Pct 3 ICP 1	261	1	0	29	425
<b>Total</b>	<b>261</b>	<b>1</b>	<b>0</b>	<b>29</b>	<b>425</b>

### State Senator 36th (R) (Vote for 1)

Tabulator	Jim Stamas	Write-in	Overvotes	Undervotes	Total ballots
Larkin Township Pct 3 ICP 1	261	2	0	28	425
<b>Total</b>	<b>261</b>	<b>2</b>	<b>0</b>	<b>28</b>	<b>425</b>

### Rep in Legislature 98th District (R) (Vote for 1)

Tabulator	Annette Glenn	Carl L. Hamann	Write-in	Overvotes	Undervotes	Total ballots
Larkin Township Pct 3 ICP 1	156	101	0	0	34	425
<b>Total</b>	<b>156</b>	<b>101</b>	<b>0</b>	<b>0</b>	<b>34</b>	<b>425</b>

### County Commissioner 2nd District (R) (Vote for 1)

Tabulator	Mark C. Bone	Write-in	Overvotes	Undervotes	Total ballots
Larkin Township Pct 3 ICP 1	250	0	0	41	425
<b>Total</b>	<b>250</b>	<b>0</b>	<b>0</b>	<b>41</b>	<b>425</b>

### Delegate for Larkin Twp Pct 3 (R) (Vote for 4)

Tabulator	Linda Horbal	Michael Love	Dennis Stolz	Write-in	Overvotes	Undervotes	Total ballots
Larkin Township Pct 3 ICP 1	183	148	152	5	0	676	425
<b>Total</b>	<b>183</b>	<b>148</b>	<b>152</b>	<b>5</b>	<b>0</b>	<b>676</b>	<b>425</b>

### Governor (D) (Vote for 1)

Tabulator	Abdul El-Sayed	Shri Thanedar	Gretchen Whitmer	Write-in	Overvotes	Undervotes	Total ballots
Larkin Township Pct 3 ICP 1	32	14	80	0	0	0	425
<b>Total</b>	<b>32</b>	<b>14</b>	<b>80</b>	<b>0</b>	<b>0</b>	<b>0</b>	<b>425</b>

### United States Senator (D) (Vote for 1)

Tabulator			Overvotes	Undervotes	

	Debbie Stabenow	Write-in			Total ballots
Larkin Township Pct 3 ICP 1	118	0	0	8	425
<b>Total</b>	<b>118</b>	<b>0</b>	<b>0</b>	<b>8</b>	<b>425</b>

### Rep in Congress 4th (D) (Vote for 1)

Tabulator	Jerry Hilliard	Zigmond A. Kozicki	Write-in	Overvotes	Undervotes	Total ballots
Larkin Township Pct 3 ICP 1	64	48	0	0	14	425
<b>Total</b>	<b>64</b>	<b>48</b>	<b>0</b>	<b>0</b>	<b>14</b>	<b>425</b>

### State Senator 36th (D) (Vote for 1)

Tabulator	Joe Weir	Write-in	Overvotes	Undervotes	Total ballots
Larkin Township Pct 3 ICP 1	113	0	0	13	425
<b>Total</b>	<b>113</b>	<b>0</b>	<b>0</b>	<b>13</b>	<b>425</b>

### Rep in Legislature 98th District (D) (Vote for 1)

Tabulator	Sarah Schulz	Write-in	Overvotes	Undervotes	Total ballots
Larkin Township Pct 3 ICP 1	116	0	0	10	425
<b>Total</b>	<b>116</b>	<b>0</b>	<b>0</b>	<b>10</b>	<b>425</b>

### County Commissioner 2nd District (D) (Vote for 1)

Tabulator	Write-in	Overvotes	Undervotes	Total ballots
Larkin Township Pct 3 ICP 1	7	0	119	425
<b>Total</b>	<b>7</b>	<b>0</b>	<b>119</b>	<b>425</b>

### Delegate for Larkin Twp Pct 3 (D) (Vote for 2)

Tabulator	Write-in	Overvotes	Undervotes	Total ballots
Larkin Township Pct 3 ICP 1	4	0	248	425
<b>Total</b>	<b>4</b>	<b>0</b>	<b>248</b>	<b>425</b>

### Governor (L) (Vote for 1)

Tabulator	Bill Gelineau	John J. Tatar	Write-in	Overvotes	Undervotes	Total ballots
Larkin Township Pct 3 ICP 1	1	2	0	0	0	425
<b>Total</b>	<b>1</b>	<b>2</b>	<b>0</b>	<b>0</b>	<b>0</b>	<b>425</b>

### United States Senator (L) (Vote for 1)

Tabulator	Write-in	Overvotes	Undervotes	Total ballots
Larkin Township Pct 3 ICP 1	2	0	1	425
<b>Total</b>	<b>2</b>	<b>0</b>	<b>1</b>	<b>425</b>

### Rep in Congress 4th (L) (Vote for 1)

Tabulator	Write-in	Overvotes	Undervotes	Total ballots
Larkin Township Pct 3 ICP 1	1	0	2	425
<b>Total</b>	<b>1</b>	<b>0</b>	<b>2</b>	<b>425</b>

### State Senator 36th (L) (Vote for 1)

Tabulator	Write-in	Overvotes	Undervotes	Total ballots
Larkin Township Pct 3 ICP 1	1	0	2	425
<b>Total</b>	<b>1</b>	<b>0</b>	<b>2</b>	<b>425</b>

### Rep in Legislature 98th District (L) (Vote for 1)

Tabulator	Write-in	Overvotes	Undervotes	Total ballots
Larkin Township Pct 3 ICP 1	1	0	2	425
<b>Total</b>	<b>1</b>	<b>0</b>	<b>2</b>	<b>425</b>

## Results per Tabulator Midland August 2018

2018-08-07 22:11:18

### Governor (R) (Vote for 1)

Tabulator	Brian Calley	Patrick Colbeck	Jim Hines	Bill Schuette	Write-in	Overvotes	Undervotes	Total ballots
Lee Township Pct 1 ICP 1	42	17	24	165	0	0	1	387
<b>Total</b>	<b>42</b>	<b>17</b>	<b>24</b>	<b>165</b>	<b>0</b>	<b>0</b>	<b>1</b>	<b>387</b>

### United States Senator (R) (Vote for 1)

Tabulator	John James	Sandy Pensler	Write-in	Overvotes	Undervotes	Total ballots
Lee Township Pct 1 ICP 1	107	125	1	0	16	387
<b>Total</b>	<b>107</b>	<b>125</b>	<b>1</b>	<b>0</b>	<b>16</b>	<b>387</b>

### Rep in Congress 4th (R) (Vote for 1)

Tabulator	John Moolenaar	Write-in	Overvotes	Undervotes	Total ballots
Lee Township Pct 1 ICP 1	221	2	0	26	387
<b>Total</b>	<b>221</b>	<b>2</b>	<b>0</b>	<b>26</b>	<b>387</b>

### State Senator 36th (R) (Vote for 1)

Tabulator	Jim Stamas	Write-in	Overvotes	Undervotes	Total ballots
Lee Township Pct 1 ICP 1	228	2	0	19	387
<b>Total</b>	<b>228</b>	<b>2</b>	<b>0</b>	<b>19</b>	<b>387</b>

**Rep in Legislature 98th District (R) (Vote for 1)**

Tabulator	Annette Glenn	Carl L. Hamann	Write-in	Overvotes	Undervotes	Total ballots
Lee Township Pct 1 ICP 1	131	100	1	0	17	387
<b>Total</b>	<b>131</b>	<b>100</b>	<b>1</b>	<b>0</b>	<b>17</b>	<b>387</b>

**County Commissioner 3rd District (R) (Vote for 1)**

Tabulator	Steven Glaser	Write-in	Overvotes	Undervotes	Total ballots
Lee Township Pct 1 ICP 1	202	2	0	45	387
<b>Total</b>	<b>202</b>	<b>2</b>	<b>0</b>	<b>45</b>	<b>387</b>

**Trustee for Lee Township (R) (Vote for 1)**

Tabulator	Kristy Gustafson	Write-in	Overvotes	Undervotes	Total ballots
Lee Township Pct 1 ICP 1	197	6	0	46	387
<b>Total</b>	<b>197</b>	<b>6</b>	<b>0</b>	<b>46</b>	<b>387</b>

**Delegate for Lee Twp Pct 1 (R) (Vote for 5)**

Tabulator	Richard Jason Bennett	Samuel J. Chew	Write-in	Overvotes	Undervotes	Total ballots
Lee Township Pct 1 ICP 1	156	121	5	0	963	387
<b>Total</b>	<b>156</b>	<b>121</b>	<b>5</b>	<b>0</b>	<b>963</b>	<b>387</b>

**Governor (D) (Vote for 1)**

Tabulator	Abdul El-Sayed	Shri Thanedar	Gretchen Whitmer	Write-in	Overvotes	Undervotes	Total ballots
Lee Township Pct 1 ICP 1	44	30	58	0	0	0	387

Total	44	30	58	0	0	0	387
-------	----	----	----	---	---	---	-----

### United States Senator (D) (Vote for 1)

Tabulator	Debbie Stabenow	Write-in	Overvotes	Undervotes	Total ballots
Lee Township Pct 1 ICP 1	117	1	0	14	387
<b>Total</b>	<b>117</b>	<b>1</b>	<b>0</b>	<b>14</b>	<b>387</b>

### Rep in Congress 4th (D) (Vote for 1)

Tabulator	Jerry Hilliard	Zigmond A. Kozicki	Write-in	Overvotes	Undervotes	Total ballots
Lee Township Pct 1 ICP 1	65	55	0	0	12	387
<b>Total</b>	<b>65</b>	<b>55</b>	<b>0</b>	<b>0</b>	<b>12</b>	<b>387</b>

### State Senator 36th (D) (Vote for 1)

Tabulator	Joe Weir	Write-in	Overvotes	Undervotes	Total ballots
Lee Township Pct 1 ICP 1	113	0	0	19	387
<b>Total</b>	<b>113</b>	<b>0</b>	<b>0</b>	<b>19</b>	<b>387</b>

### Rep in Legislature 98th District (D) (Vote for 1)

Tabulator	Sarah Schulz	Write-in	Overvotes	Undervotes	Total ballots
Lee Township Pct 1 ICP 1	117	0	0	15	387
<b>Total</b>	<b>117</b>	<b>0</b>	<b>0</b>	<b>15</b>	<b>387</b>

### County Commissioner 3rd District (D) (Vote for 1)

Tabulator	Chloe Updegraff	Write-in	Overvotes	Undervotes	Total ballots
Lee Township Pct 1 ICP 1	111	0	0	21	387

Total	111	0	0	21	387
-------	-----	---	---	----	-----

### Trustee for Lee Township (D) (Vote for 1)

Tabulator	Write-in	Overvotes	Undervotes	Total ballots
Lee Township Pct 1 ICP 1	21	0	111	387
Total	21	0	111	387

### Delegate for Lee Twp Pct 1 (D) (Vote for 1)

Tabulator	Charles Allen	Write-in	Overvotes	Undervotes	Total ballots
Lee Township Pct 1 ICP 1	109	0	0	23	387
Total	109	0	0	23	387

### Governor (L) (Vote for 1)

Tabulator	Bill Gelineau	John J. Tatar	Write-in	Overvotes	Undervotes	Total ballots
Lee Township Pct 1 ICP 1	0	2	0	0	0	387
Total	0	2	0	0	0	387

### United States Senator (L) (Vote for 1)

Tabulator	Write-in	Overvotes	Undervotes	Total ballots
Lee Township Pct 1 ICP 1	0	0	2	387
Total	0	0	2	387

### Rep in Congress 4th (L) (Vote for 1)

Tabulator	Write-in	Overvotes	Undervotes	Total ballots
Lee Township Pct 1 ICP 1	0	0	2	387
Total	0	0	2	387



### State Senator 36th (L) (Vote for 1)

Tabulator	Write-in	Overvotes	Undervotes	Total ballots
Lee Township Pct 1 ICP 1	0	0	2	387
<b>Total</b>	<b>0</b>	<b>0</b>	<b>2</b>	<b>387</b>

### Rep in Legislature 98th District (L) (Vote for 1)

Tabulator	Write-in	Overvotes	Undervotes	Total ballots
Lee Township Pct 1 ICP 1	0	0	2	387
<b>Total</b>	<b>0</b>	<b>0</b>	<b>2</b>	<b>387</b>

### County Commissioner 3rd District (L) (Vote for 1)

Tabulator	Write-in	Overvotes	Undervotes	Total ballots
Lee Township Pct 1 ICP 1	0	0	2	387
<b>Total</b>	<b>0</b>	<b>0</b>	<b>2</b>	<b>387</b>

### Trustee for Lee Township (L) (Vote for 1)

Tabulator	Write-in	Overvotes	Undervotes	Total ballots
Lee Township Pct 1 ICP 1	0	0	2	387
<b>Total</b>	<b>0</b>	<b>0</b>	<b>2</b>	<b>387</b>

### Delegate for Lee Twp Pct 1 (L) (Vote for 2)

Tabulator	Write-in	Overvotes	Undervotes	Total ballots
Lee Township Pct 1 ICP 1	0	0	4	387
<b>Total</b>	<b>0</b>	<b>0</b>	<b>4</b>	<b>387</b>

### County Proposal 1 SERVICES TO OLDER CITIZENS MILLAGE RENEWAL PROPOSAL (Vote for 1)

Tabulator	Yes	No	Overvotes	Undervotes	Total ballots

## Lee Township Precinct 2

2018-08-07 22:12:24

### Governor (R) (Vote for 1)

Midland County: Precincts reported:	48 of 50	96.00%
Ballots:	347	
Undervotes:	1	
Overvotes:	0	
Double Votes:	0	
<hr/>		
Brian Calley	38	17.04%
Patrick Colbeck	11	4.93%
Jim Hines	17	7.62%
Bill Schuette	157	70.40%
Write-in	0	0.00%
<hr/>		
<b>Total</b>	<b>223</b>	<b>100.00%</b>

### United States Senator (R) (Vote for 1)

Midland County: Precincts reported:	48 of 50	96.00%
Ballots:	347	
Undervotes:	16	
Overvotes:	0	
Double Votes:	0	
<hr/>		
John James	92	44.23%
Sandy Pensler	115	55.29%
Write-in	1	0.48%
<hr/>		
<b>Total</b>	<b>208</b>	<b>100.00%</b>

### Rep in Congress 4th (R) (Vote for 1)

US Rep 4th: Precincts reported:	47 of 49	95.92%
Ballots:	347	
Undervotes:	22	
Overvotes:	0	
Double Votes:	0	
<hr/>		
John Moolenaar	199	98.51%
Write-in	3	1.49%
<hr/>		
<b>Total</b>	<b>202</b>	<b>100.00%</b>

### State Senator 36th (R) (Vote for 1)

State Senate 36th: Precincts reported:	47 of 49	95.92%
Ballots:	347	
Undervotes:	30	
Overvotes:	0	
Double Votes:	0	
<hr/>		
Jim Stamas	192	98.97%
Write-in	2	1.03%
<hr/>		

**Total** **194 100.00%**

**Rep in Legislature 98th District (R) (Vote for 1)**

State Rep 98th District: Precincts reported:	36 of 38	94.74%
Ballots:	347	
Undervotes:	25	
Overvotes:	0	
Double Votes:	0	
<hr/>		
Annette Glenn	112	56.28%
Carl L. Hamann	86	43.22%
Write-in	1	0.50%
<b>Total</b>	<b>199</b>	<b>100.00%</b>

**County Commissioner 3rd District (R) (Vote for 1)**

County Commissioner 3rd District: Precincts reported:	8 of 8	100.00%
Ballots:	347	
Undervotes:	50	
Overvotes:	0	
Double Votes:	0	
<hr/>		
Steven Glaser	173	99.43%
Write-in	1	0.57%
<b>Total</b>	<b>174</b>	<b>100.00%</b>

**Trustee for Lee Township (R) (Vote for 1)**

Lee Township: Precincts reported:	2 of 2	100.00%
Ballots:	347	
Undervotes:	56	
Overvotes:	0	
Double Votes:	0	
<hr/>		
Kristy Gustafson	167	99.40%
Write-in	1	0.60%
<b>Total</b>	<b>168</b>	<b>100.00%</b>

**Delegate for Lee Twp Pct 2 (R) (Vote for 4)**

Lee Twp Pct 2: Precincts reported:	1 of 1	100.00%
Ballots:	347	
Undervotes:	891	
Overvotes:	0	
Double Votes:	0	
<hr/>		
Write-in	5	100.00%
<b>Total</b>	<b>5</b>	<b>100.00%</b>

**Governor (D) (Vote for 1)**

Midland County: Precincts reported:	48 of 50	96.00%
Ballots:	347	
Undervotes:	0	
Overvotes:	0	
Double Votes:	0	
<hr/>		
Abdul El-Sayed	32	26.89%
Shri Thanedar	18	15.13%
Gretchen Whitmer	69	57.98%
Write-in	0	0.00%
<hr/>		
<b>Total</b>	<b>119</b>	<b>100.00%</b>

**United States Senator (D) (Vote for 1)**

Midland County: Precincts reported:	48 of 50	96.00%
Ballots:	347	
Undervotes:	10	
Overvotes:	0	
Double Votes:	0	
<hr/>		
Debbie Stabenow	108	99.08%
Write-in	1	0.92%
<hr/>		
<b>Total</b>	<b>109</b>	<b>100.00%</b>

**Rep in Congress 4th (D) (Vote for 1)**

US Rep 4th: Precincts reported:	47 of 49	95.92%
Ballots:	347	
Undervotes:	15	
Overvotes:	0	
Double Votes:	0	
<hr/>		
Jerry Hilliard	60	57.69%
Zigmond A. Kozicki	44	42.31%
Write-in	0	0.00%
<hr/>		
<b>Total</b>	<b>104</b>	<b>100.00%</b>

**State Senator 36th (D) (Vote for 1)**

State Senate 36th: Precincts reported:	47 of 49	95.92%
Ballots:	347	
Undervotes:	15	
Overvotes:	0	
Double Votes:	0	
<hr/>		
Joe Weir	102	98.08%
Write-in	2	1.92%
<hr/>		
<b>Total</b>	<b>104</b>	<b>100.00%</b>

**Rep in Legislature 98th District (D) (Vote for 1)**

State Rep 98th District: Precincts reported:	36 of 38	94.74%
Ballots:	347	
Undervotes:	12	
Overvotes:	0	
Double Votes:	0	
<hr/>		
Sarah Schulz	107	100.00%
Write-in	0	0.00%
<b>Total</b>	<b>107</b>	<b>100.00%</b>

**County Commissioner 3rd District (D) (Vote for 1)**

County Commissioner 3rd District: Precincts reported:	8 of 8	100.00%
Ballots:	347	
Undervotes:	17	
Overvotes:	0	
Double Votes:	0	
<hr/>		
Chloe Updegraff	101	99.02%
Write-in	1	0.98%
<b>Total</b>	<b>102</b>	<b>100.00%</b>

**Trustee for Lee Township (D) (Vote for 1)**

Lee Township: Precincts reported:	2 of 2	100.00%
Ballots:	347	
Undervotes:	101	
Overvotes:	0	
Double Votes:	0	
<hr/>		
Write-in	18	100.00%
<b>Total</b>	<b>18</b>	<b>100.00%</b>

**Delegate for Lee Twp Pct 2 (D) (Vote for 1)**

Lee Twp Pct 2: Precincts reported:	1 of 1	100.00%
Ballots:	347	
Undervotes:	105	
Overvotes:	0	
Double Votes:	0	
<hr/>		
Write-in	14	100.00%
<b>Total</b>	<b>14</b>	<b>100.00%</b>

**Governor (L) (Vote for 1)**

Midland County: Precincts reported:	48 of 50	96.00%
Ballots:	347	
Undervotes:	0	
Overvotes:	0	
Double Votes:	0	
<hr/>		
Bill Gelineau	0	0%

John J. Tatar	0	0%
Write-in	0	0%
<b>Total</b>	<b>0</b>	<b>100.00%</b>

**United States Senator (L) (Vote for 1)**

Midland County: Precincts reported:	48 of 50	96.00%
Ballots:	347	
Undervotes:	0	
Overvotes:	0	
Double Votes:	0	
Write-in	0	0%
<b>Total</b>	<b>0</b>	<b>100.00%</b>

**Rep in Congress 4th (L) (Vote for 1)**

US Rep 4th: Precincts reported:	47 of 49	95.92%
Ballots:	347	
Undervotes:	0	
Overvotes:	0	
Double Votes:	0	
Write-in	0	0%
<b>Total</b>	<b>0</b>	<b>100.00%</b>

**State Senator 36th (L) (Vote for 1)**

State Senate 36th: Precincts reported:	47 of 49	95.92%
Ballots:	347	
Undervotes:	0	
Overvotes:	0	
Double Votes:	0	
Write-in	0	0%
<b>Total</b>	<b>0</b>	<b>100.00%</b>

**Rep in Legislature 98th District (L) (Vote for 1)**

State Rep 98th District: Precincts reported:	36 of 38	94.74%
Ballots:	347	
Undervotes:	0	
Overvotes:	0	
Double Votes:	0	
Write-in	0	0%
<b>Total</b>	<b>0</b>	<b>100.00%</b>

**County Commissioner 3rd District (L) (Vote for 1)**

County Commissioner 3rd District: Precincts reported:	8 of 8	100.00%
---	--------	---------

## Results per Tabulator Midland August 2018

2018-08-07 20:45:01

### Governor (R) (Vote for 1)

Tabulator	Brian Calley	Patrick Colbeck	Jim Hines	Bill Schuette	Write-in	Overvotes	Undervotes	Total ballots
Lincoln Township Pct 1 ICP 1	66	21	45	305	0	1	2	664
<b>Total</b>	<b>66</b>	<b>21</b>	<b>45</b>	<b>305</b>	<b>0</b>	<b>1</b>	<b>2</b>	<b>664</b>

### United States Senator (R) (Vote for 1)

Tabulator	John James	Sandy Pensler	Write-in	Overvotes	Undervotes	Total ballots
Lincoln Township Pct 1 ICP 1	194	222	0	0	24	664
<b>Total</b>	<b>194</b>	<b>222</b>	<b>0</b>	<b>0</b>	<b>24</b>	<b>664</b>

### Rep in Congress 4th (R) (Vote for 1)

Tabulator	John Moolenaar	Write-in	Overvotes	Undervotes	Total ballots
Lincoln Township Pct 1 ICP 1	392	3	0	45	664
<b>Total</b>	<b>392</b>	<b>3</b>	<b>0</b>	<b>45</b>	<b>664</b>

### State Senator 36th (R) (Vote for 1)

Tabulator	Jim Stamas	Write-in	Overvotes	Undervotes	Total ballots
Lincoln Township Pct 1 ICP 1	383	2	0	55	664
<b>Total</b>	<b>383</b>	<b>2</b>	<b>0</b>	<b>55</b>	<b>664</b>

**Rep in Legislature 98th District (R) (Vote for 1)**

Tabulator	Annette Glenn	Carl L. Hamann	Write-in	Overvotes	Undervotes	Total ballots
Lincoln Township Pct 1 ICP 1	237	155	1	0	47	664
<b>Total</b>	<b>237</b>	<b>155</b>	<b>1</b>	<b>0</b>	<b>47</b>	<b>664</b>

**County Commissioner 2nd District (R) (Vote for 1)**

Tabulator	Mark C. Bone	Write-in	Overvotes	Undervotes	Total ballots
Lincoln Township Pct 1 ICP 1	364	3	0	73	664
<b>Total</b>	<b>364</b>	<b>3</b>	<b>0</b>	<b>73</b>	<b>664</b>

**Delegate for Lincoln Twp Pct 1 (R) (Vote for 7)**

Tabulator	Mark Zimmerman	Write-in	Overvotes	Undervotes	Total ballots
Lincoln Township Pct 1 ICP 1	347	6	0	2,727	664
<b>Total</b>	<b>347</b>	<b>6</b>	<b>0</b>	<b>2,727</b>	<b>664</b>

**Governor (D) (Vote for 1)**

Tabulator	Abdul El-Sayed	Shri Thanedar	Gretchen Whitmer	Write-in	Overvotes	Undervotes	Total ballots
Lincoln Township Pct 1 ICP 1	42	33	132	0	1	3	664
<b>Total</b>	<b>42</b>	<b>33</b>	<b>132</b>	<b>0</b>	<b>1</b>	<b>3</b>	<b>664</b>

**United States Senator (D) (Vote for 1)**

Tabulator			Overvotes	Undervotes	



	Debbie Stabenow	Write-in			Total ballots
Lincoln Township Pct 1 ICP 1	188	1	1	21	664
<b>Total</b>	<b>188</b>	<b>1</b>	<b>1</b>	<b>21</b>	<b>664</b>

### Rep in Congress 4th (D) (Vote for 1)

Tabulator	Jerry Hilliard	Zigmond A. Kozicki	Write-in	Overvotes	Undervotes	Total ballots
Lincoln Township Pct 1 ICP 1	90	86	2	1	32	664
<b>Total</b>	<b>90</b>	<b>86</b>	<b>2</b>	<b>1</b>	<b>32</b>	<b>664</b>

### State Senator 36th (D) (Vote for 1)

Tabulator	Joe Weir	Write-in	Overvotes	Undervotes	Total ballots
Lincoln Township Pct 1 ICP 1	169	0	1	41	664
<b>Total</b>	<b>169</b>	<b>0</b>	<b>1</b>	<b>41</b>	<b>664</b>

### Rep in Legislature 98th District (D) (Vote for 1)

Tabulator	Sarah Schulz	Write-in	Overvotes	Undervotes	Total ballots
Lincoln Township Pct 1 ICP 1	173	0	0	38	664
<b>Total</b>	<b>173</b>	<b>0</b>	<b>0</b>	<b>38</b>	<b>664</b>

### County Commissioner 2nd District (D) (Vote for 1)

Tabulator	Write-in	Overvotes	Undervotes	Total ballots
Lincoln Township Pct 1 ICP 1	14	0	197	664
<b>Total</b>	<b>14</b>	<b>0</b>	<b>197</b>	<b>664</b>

### Delegate for Lincoln Twp Pct 1 (D) (Vote for 2)

Tabulator	Write-in	Overvotes	Undervotes	Total ballots
Lincoln Township Pct 1 ICP 1	15	0	407	664
<b>Total</b>	<b>15</b>	<b>0</b>	<b>407</b>	<b>664</b>

### Governor (L) (Vote for 1)

Tabulator	Bill Gelineau	John J. Tatar	Write-in	Overvotes	Undervotes	Total ballots
Lincoln Township Pct 1 ICP 1	1	0	0	0	0	664
<b>Total</b>	<b>1</b>	<b>0</b>	<b>0</b>	<b>0</b>	<b>0</b>	<b>664</b>

### United States Senator (L) (Vote for 1)

Tabulator	Write-in	Overvotes	Undervotes	Total ballots
Lincoln Township Pct 1 ICP 1	0	0	1	664
<b>Total</b>	<b>0</b>	<b>0</b>	<b>1</b>	<b>664</b>

### Rep in Congress 4th (L) (Vote for 1)

Tabulator	Write-in	Overvotes	Undervotes	Total ballots
Lincoln Township Pct 1 ICP 1	0	0	1	664
<b>Total</b>	<b>0</b>	<b>0</b>	<b>1</b>	<b>664</b>

### State Senator 36th (L) (Vote for 1)

Tabulator	Write-in	Overvotes	Undervotes	Total ballots
Lincoln Township Pct 1 ICP 1	0	0	1	664
<b>Total</b>	<b>0</b>	<b>0</b>	<b>1</b>	<b>664</b>

### Rep in Legislature 98th District (L) (Vote for 1)

Tabulator	Write-in	Overvotes	Undervotes	Total ballots
Lincoln Township Pct 1 ICP 1	0	0	1	664
<b>Total</b>	<b>0</b>	<b>0</b>	<b>1</b>	<b>664</b>

## Results per Tabulator Midland August 2018

2018-08-07 20:47:41

### Governor (R) (Vote for 1)

Tabulator	Brian Calley	Patrick Colbeck	Jim Hines	Bill Schuette	Write-in	Overvotes	Undervotes	Total ballots
Midland Township Pct 1 ICP 1	67	16	34	237	2	0	5	534
<b>Total</b>	<b>67</b>	<b>16</b>	<b>34</b>	<b>237</b>	<b>2</b>	<b>0</b>	<b>5</b>	<b>534</b>

### United States Senator (R) (Vote for 1)

Tabulator	John James	Sandy Pensler	Write-in	Overvotes	Undervotes	Total ballots
Midland Township Pct 1 ICP 1	156	172	2	0	31	534
<b>Total</b>	<b>156</b>	<b>172</b>	<b>2</b>	<b>0</b>	<b>31</b>	<b>534</b>

### Rep in Congress 4th (R) (Vote for 1)

Tabulator	John Moolenaar	Write-in	Overvotes	Undervotes	Total ballots
Midland Township Pct 1 ICP 1	315	3	0	43	534
<b>Total</b>	<b>315</b>	<b>3</b>	<b>0</b>	<b>43</b>	<b>534</b>

### State Senator 36th (R) (Vote for 1)

Tabulator	Jim Stamas	Write-in	Overvotes	Undervotes	Total ballots
Midland Township Pct 1 ICP 1	313	3	0	45	534
<b>Total</b>	<b>313</b>	<b>3</b>	<b>0</b>	<b>45</b>	<b>534</b>

**Rep in Legislature 98th District (R) (Vote for 1)**

Tabulator	Annette Glenn	Carl L. Hamann	Write-in	Overvotes	Undervotes	Total ballots
Midland Township Pct 1 ICP 1	147	158	2	0	54	534
<b>Total</b>	<b>147</b>	<b>158</b>	<b>2</b>	<b>0</b>	<b>54</b>	<b>534</b>

**County Commissioner 4th District (R) (Vote for 1)**

Tabulator	Gaye Terwillegar	Write-in	Overvotes	Undervotes	Total ballots
Midland Township Pct 1 ICP 1	305	2	0	54	534
<b>Total</b>	<b>305</b>	<b>2</b>	<b>0</b>	<b>54</b>	<b>534</b>

**Trustee for Midland Township (R) (Vote for 1)**

Tabulator	Matthew Clarey	Write-in	Overvotes	Undervotes	Total ballots
Midland Township Pct 1 ICP 1	284	2	0	75	534
<b>Total</b>	<b>284</b>	<b>2</b>	<b>0</b>	<b>75</b>	<b>534</b>

**Delegate for Midland Twp Pct 1 (R) (Vote for 6)**

Tabulator	Jim Stamas	Write-in	Overvotes	Undervotes	Total ballots
Midland Township Pct 1 ICP 1	300	1	0	1,865	534
<b>Total</b>	<b>300</b>	<b>1</b>	<b>0</b>	<b>1,865</b>	<b>534</b>

**Governor (D) (Vote for 1)**

Tabulator	Abdul El-Sayed	Shri Thanedar	Gretchen Whitmer	Write-in	Overvotes	Undervotes	Total ballots

Midland Township Pct 1 ICP 1	52	34	81	0	0	1	534
<b>Total</b>	<b>52</b>	<b>34</b>	<b>81</b>	<b>0</b>	<b>0</b>	<b>1</b>	<b>534</b>

### United States Senator (D) (Vote for 1)

Tabulator	Debbie Stabenow	Write-in	Overvotes	Undervotes	Total ballots
Midland Township Pct 1 ICP 1	152	2	0	14	534
<b>Total</b>	<b>152</b>	<b>2</b>	<b>0</b>	<b>14</b>	<b>534</b>

### Rep in Congress 4th (D) (Vote for 1)

Tabulator	Jerry Hilliard	Zigmond A. Kozicki	Write-in	Overvotes	Undervotes	Total ballots
Midland Township Pct 1 ICP 1	83	59	2	0	24	534
<b>Total</b>	<b>83</b>	<b>59</b>	<b>2</b>	<b>0</b>	<b>24</b>	<b>534</b>

### State Senator 36th (D) (Vote for 1)

Tabulator	Joe Weir	Write-in	Overvotes	Undervotes	Total ballots
Midland Township Pct 1 ICP 1	145	1	0	22	534
<b>Total</b>	<b>145</b>	<b>1</b>	<b>0</b>	<b>22</b>	<b>534</b>

### Rep in Legislature 98th District (D) (Vote for 1)

Tabulator	Sarah Schulz	Write-in	Overvotes	Undervotes	Total ballots
Midland Township Pct 1 ICP 1	142	1	0	25	534
<b>Total</b>	<b>142</b>	<b>1</b>	<b>0</b>	<b>25</b>	<b>534</b>

**County Commissioner 4th District (D) (Vote for 1)**

Tabulator	Write-in	Overvotes	Undervotes	Total ballots
Midland Township Pct 1 ICP 1	11	0	157	534
<b>Total</b>	<b>11</b>	<b>0</b>	<b>157</b>	<b>534</b>

**Trustee for Midland Township (D) (Vote for 1)**

Tabulator	Write-in	Overvotes	Undervotes	Total ballots
Midland Township Pct 1 ICP 1	11	0	157	534
<b>Total</b>	<b>11</b>	<b>0</b>	<b>157</b>	<b>534</b>

**Delegate for Midland Twp Pct 1 (D) (Vote for 2)**

Tabulator	Write-in	Overvotes	Undervotes	Total ballots
Midland Township Pct 1 ICP 1	14	0	322	534
<b>Total</b>	<b>14</b>	<b>0</b>	<b>322</b>	<b>534</b>

**Governor (L) (Vote for 1)**

Tabulator	Bill Gelineau	John J. Tatar	Write-in	Overvotes	Undervotes	Total ballots
Midland Township Pct 1 ICP 1	0	0	0	0	0	534
<b>Total</b>	<b>0</b>	<b>0</b>	<b>0</b>	<b>0</b>	<b>0</b>	<b>534</b>

**United States Senator (L) (Vote for 1)**

Tabulator	Write-in	Overvotes	Undervotes	Total ballots
Midland Township Pct 1 ICP 1	0	0	0	534
<b>Total</b>	<b>0</b>	<b>0</b>	<b>0</b>	<b>534</b>

**Rep in Congress 4th (L) (Vote for 1)**

Tabulator	Write-in	Overvotes	Undervotes	Total ballots
-----------	----------	-----------	------------	---------------

Midland Township Pct 1 ICP 1	0	0	0	534
<b>Total</b>	<b>0</b>	<b>0</b>	<b>0</b>	<b>534</b>

### State Senator 36th (L) (Vote for 1)

Tabulator	Write-in	Overvotes	Undervotes	Total ballots
Midland Township Pct 1 ICP 1	0	0	0	534
<b>Total</b>	<b>0</b>	<b>0</b>	<b>0</b>	<b>534</b>

### Rep in Legislature 98th District (L) (Vote for 1)

Tabulator	Write-in	Overvotes	Undervotes	Total ballots
Midland Township Pct 1 ICP 1	0	0	0	534
<b>Total</b>	<b>0</b>	<b>0</b>	<b>0</b>	<b>534</b>

### County Commissioner 4th District (L) (Vote for 1)

Tabulator	Write-in	Overvotes	Undervotes	Total ballots
Midland Township Pct 1 ICP 1	0	0	0	534
<b>Total</b>	<b>0</b>	<b>0</b>	<b>0</b>	<b>534</b>

### Trustee for Midland Township (L) (Vote for 1)

Tabulator	Write-in	Overvotes	Undervotes	Total ballots
Midland Township Pct 1 ICP 1	0	0	0	534
<b>Total</b>	<b>0</b>	<b>0</b>	<b>0</b>	<b>534</b>

### Delegate for Midland Twp Pct 1 (L) (Vote for 2)

Tabulator	Write-in	Overvotes	Undervotes	Total ballots
Midland Township Pct 1 ICP 1	0	0	0	534
<b>Total</b>	<b>0</b>	<b>0</b>	<b>0</b>	<b>534</b>

## Results per Tabulator Midland August 2018

2018-08-07 22:13:31

### Governor (R) (Vote for 1)

Tabulator	Brian Calley	Patrick Colbeck	Jim Hines	Bill Schuette	Write-in	Overvotes	Undervotes	Total ballots
Mills Township Pct 1 ICP 1	34	20	20	202	0	0	1	446
<b>Total</b>	<b>34</b>	<b>20</b>	<b>20</b>	<b>202</b>	<b>0</b>	<b>0</b>	<b>1</b>	<b>446</b>

### United States Senator (R) (Vote for 1)

Tabulator	John James	Sandy Pensler	Write-in	Overvotes	Undervotes	Total ballots
Mills Township Pct 1 ICP 1	130	129	0	0	18	446
<b>Total</b>	<b>130</b>	<b>129</b>	<b>0</b>	<b>0</b>	<b>18</b>	<b>446</b>

### Rep in Congress 4th (R) (Vote for 1)

Tabulator	John Moolenaar	Write-in	Overvotes	Undervotes	Total ballots
Mills Township Pct 1 ICP 1	233	1	0	43	446
<b>Total</b>	<b>233</b>	<b>1</b>	<b>0</b>	<b>43</b>	<b>446</b>

### State Senator 36th (R) (Vote for 1)

Tabulator	Jim Stamas	Write-in	Overvotes	Undervotes	Total ballots
Mills Township Pct 1 ICP 1	228	1	0	48	446
<b>Total</b>	<b>228</b>	<b>1</b>	<b>0</b>	<b>48</b>	<b>446</b>



**Rep in Legislature 99th District (R) (Vote for 1)**

Tabulator	Roger Hauck	Write-in	Overvotes	Undervotes	Total ballots
Mills Township Pct 1 ICP 1	219	2	0	56	446
<b>Total</b>	<b>219</b>	<b>2</b>	<b>0</b>	<b>56</b>	<b>446</b>

**County Commissioner 2nd District (R) (Vote for 1)**

Tabulator	Mark C. Bone	Write-in	Overvotes	Undervotes	Total ballots
Mills Township Pct 1 ICP 1	216	1	0	60	446
<b>Total</b>	<b>216</b>	<b>1</b>	<b>0</b>	<b>60</b>	<b>446</b>

**Delegate for Mills Twp Pct 1 (R) (Vote for 5)**

Tabulator	Evan Fryzelka	Myron Greene	Write-in	Overvotes	Undervotes	Total ballots
Mills Township Pct 1 ICP 1	106	188	4	0	1,087	446
<b>Total</b>	<b>106</b>	<b>188</b>	<b>4</b>	<b>0</b>	<b>1,087</b>	<b>446</b>

**Governor (D) (Vote for 1)**

Tabulator	Abdul El-Sayed	Shri Thanedar	Gretchen Whitmer	Write-in	Overvotes	Undervotes	Total ballots
Mills Township Pct 1 ICP 1	24	40	92	0	0	0	446
<b>Total</b>	<b>24</b>	<b>40</b>	<b>92</b>	<b>0</b>	<b>0</b>	<b>0</b>	<b>446</b>

**United States Senator (D) (Vote for 1)**

Tabulator	Debbie Stabenow	Write-in	Overvotes	Undervotes	Total ballots
Mills Township Pct 1 ICP 1	132	0	0	24	446
<b>Total</b>	<b>132</b>	<b>0</b>	<b>0</b>	<b>24</b>	<b>446</b>

**Rep in Congress 4th (D) (Vote for 1)**

Tabulator	Jerry Hilliard	Zigmond A. Kozicki	Write-in	Overvotes	Undervotes	Total ballots
Mills Township Pct 1 ICP 1	91	45	1	0	19	446
<b>Total</b>	<b>91</b>	<b>45</b>	<b>1</b>	<b>0</b>	<b>19</b>	<b>446</b>

**State Senator 36th (D) (Vote for 1)**

Tabulator	Joe Weir	Write-in	Overvotes	Undervotes	Total ballots
Mills Township Pct 1 ICP 1	122	0	0	34	446
<b>Total</b>	<b>122</b>	<b>0</b>	<b>0</b>	<b>34</b>	<b>446</b>

**Rep in Legislature 99th District (D) (Vote for 1)**

Tabulator	Kristen Brown	Randall Doyle	Allison Quast-Lents	Write-in	Overvotes	Undervotes	Total ballots
Mills Township Pct 1 ICP 1	84	21	39	0	0	12	446
<b>Total</b>	<b>84</b>	<b>21</b>	<b>39</b>	<b>0</b>	<b>0</b>	<b>12</b>	<b>446</b>

**County Commissioner 2nd District (D) (Vote for 1)**

Tabulator	Write-in	Overvotes	Undervotes	Total ballots
Mills Township Pct 1 ICP 1	10	0	146	446
<b>Total</b>	<b>10</b>	<b>0</b>	<b>146</b>	<b>446</b>

**Delegate for Mills Twp Pct 1 (D) (Vote for 1)**

Tabulator	Karol L. Walker	Write-in	Overvotes	Undervotes	Total ballots
Mills Township Pct 1 ICP 1	123	0	0	33	446

Total	123	0	0	33	446
-------	-----	---	---	----	-----

### Governor (L) (Vote for 1)

Tabulator	Bill Gelineau	John J. Tatar	Write-in	Overvotes	Undervotes	Total ballots
Mills Township Pct 1 ICP 1	1	1	0	0	0	446
<b>Total</b>	<b>1</b>	<b>1</b>	<b>0</b>	<b>0</b>	<b>0</b>	<b>446</b>

### United States Senator (L) (Vote for 1)

Tabulator	Write-in	Overvotes	Undervotes	Total ballots
Mills Township Pct 1 ICP 1	0	0	2	446
<b>Total</b>	<b>0</b>	<b>0</b>	<b>2</b>	<b>446</b>

### Rep in Congress 4th (L) (Vote for 1)

Tabulator	Write-in	Overvotes	Undervotes	Total ballots
Mills Township Pct 1 ICP 1	0	0	2	446
<b>Total</b>	<b>0</b>	<b>0</b>	<b>2</b>	<b>446</b>

### State Senator 36th (L) (Vote for 1)

Tabulator	Write-in	Overvotes	Undervotes	Total ballots
Mills Township Pct 1 ICP 1	0	0	2	446
<b>Total</b>	<b>0</b>	<b>0</b>	<b>2</b>	<b>446</b>

### Rep in Legislature 99th District (L) (Vote for 1)

Tabulator	Write-in	Overvotes	Undervotes	Total ballots
Mills Township Pct 1 ICP 1	0	0	2	446
<b>Total</b>	<b>0</b>	<b>0</b>	<b>2</b>	<b>446</b>

## Mt Haley Township Precinct 1

2018-08-07 22:14:36

### Governor (R) (Vote for 1)

Midland County: Precincts reported:	48 of 50	96.00%
Ballots:	408	
Undervotes:	1	
Overvotes:	0	
Double Votes:	0	
<hr/>		
Brian Calley	39	16.05%
Patrick Colbeck	13	5.35%
Jim Hines	33	13.58%
Bill Schuette	158	65.02%
Write-in	0	0.00%
<hr/>		
<b>Total</b>	<b>243</b>	<b>100.00%</b>

### United States Senator (R) (Vote for 1)

Midland County: Precincts reported:	48 of 50	96.00%
Ballots:	408	
Undervotes:	20	
Overvotes:	0	
Double Votes:	0	
<hr/>		
John James	95	42.41%
Sandy Pensler	129	57.59%
Write-in	0	0.00%
<hr/>		
<b>Total</b>	<b>224</b>	<b>100.00%</b>

### Rep in Congress 4th (R) (Vote for 1)

US Rep 4th: Precincts reported:	47 of 49	95.92%
Ballots:	408	
Undervotes:	26	
Overvotes:	0	
Double Votes:	0	
<hr/>		
John Moolenaar	217	99.54%
Write-in	1	0.46%
<hr/>		
<b>Total</b>	<b>218</b>	<b>100.00%</b>

### State Senator 36th (R) (Vote for 1)

State Senate 36th: Precincts reported:	47 of 49	95.92%
Ballots:	408	
Undervotes:	28	
Overvotes:	0	
Double Votes:	0	
<hr/>		
Jim Stamas	215	99.54%
Write-in	1	0.46%
<hr/>		

<b>Total</b>	<b>216</b>	<b>100.00%</b>
--------------	------------	----------------

**Rep in Legislature 99th District (R) (Vote for 1)**

State Rep 99th District: Precincts reported:	12 of 12	100.00%
Ballots:	408	
Undervotes:	45	
Overvotes:	1	
Double Votes:	0	
<hr/>		
Roger Hauck	197	99.49%
Write-in	1	0.51%
<b>Total</b>	<b>198</b>	<b>100.00%</b>

**County Commissioner 4th District (R) (Vote for 1)**

County Commissioner 4th District: Precincts reported:	6 of 7	85.71%
Ballots:	408	
Undervotes:	28	
Overvotes:	0	
Double Votes:	0	
<hr/>		
Gaye Terwilligar	216	100.00%
Write-in	0	0.00%
<b>Total</b>	<b>216</b>	<b>100.00%</b>

**Delegate for Mt Haley Twp Pct 1 (R) (Vote for 4)**

Mt Haley Twp Pct 1: Precincts reported:	1 of 1	100.00%
Ballots:	408	
Undervotes:	469	
Overvotes:	0	
Double Votes:	0	
<hr/>		
John Blackson	120	23.67%
Marcia Blackson	116	22.88%
Rich Keenan	166	32.74%
Steve Rozeveld	105	20.71%
Write-in	0	0.00%
<b>Total</b>	<b>507</b>	<b>100.00%</b>

**Governor (D) (Vote for 1)**

Midland County: Precincts reported:	48 of 50	96.00%
Ballots:	408	
Undervotes:	1	
Overvotes:	0	
Double Votes:	0	
<hr/>		
Abdul El-Sayed	44	28.21%
Shri Thanedar	25	16.03%
Gretchen Whitmer	87	55.77%

Write-in	0	0.00%
<b>Total</b>	<b>156</b>	<b>100.00%</b>

**United States Senator (D) (Vote for 1)**

Midland County: Precincts reported:	48 of 50	96.00%
Ballots:	408	
Undervotes:	16	
Overvotes:	0	
Double Votes:	0	
Debbie Stabenow	137	97.16%
Write-in	4	2.84%
<b>Total</b>	<b>141</b>	<b>100.00%</b>

**Rep in Congress 4th (D) (Vote for 1)**

US Rep 4th: Precincts reported:	47 of 49	95.92%
Ballots:	408	
Undervotes:	17	
Overvotes:	0	
Double Votes:	0	
Jerry Hilliard	92	65.71%
Zigmond A. Kozicki	44	31.43%
Write-in	4	2.86%
<b>Total</b>	<b>140</b>	<b>100.00%</b>

**State Senator 36th (D) (Vote for 1)**

State Senate 36th: Precincts reported:	47 of 49	95.92%
Ballots:	408	
Undervotes:	21	
Overvotes:	0	
Double Votes:	0	
Joe Weir	134	98.53%
Write-in	2	1.47%
<b>Total</b>	<b>136</b>	<b>100.00%</b>

**Rep in Legislature 99th District (D) (Vote for 1)**

State Rep 99th District: Precincts reported:	12 of 12	100.00%
Ballots:	408	
Undervotes:	10	
Overvotes:	0	
Double Votes:	0	
Kristen Brown	86	58.50%
Randall Doyle	23	15.65%
Allison Quast-Lents	37	25.17%
Write-in	1	0.68%

**Total** 147 100.00%

**County Commissioner 4th District (D) (Vote for 1)**

County Commissioner 4th District: Precincts reported:	6 of 7	85.71%
Ballots:	408	
Undervotes:	135	
Overvotes:	0	
Double Votes:	0	
<hr/>		
Write-in	22	100.00%
<b>Total</b>	<b>22</b>	<b>100.00%</b>

**Delegate for Mt Haley Twp Pct 1 (D) (Vote for 1)**

Mt Haley Twp Pct 1: Precincts reported:	1 of 1	100.00%
Ballots:	408	
Undervotes:	27	
Overvotes:	0	
Double Votes:	0	
<hr/>		
Connie H. Glave	129	99.23%
Write-in	1	0.77%
<b>Total</b>	<b>130</b>	<b>100.00%</b>

**Governor (L) (Vote for 1)**

Midland County: Precincts reported:	48 of 50	96.00%
Ballots:	408	
Undervotes:	0	
Overvotes:	0	
Double Votes:	0	
<hr/>		
Bill Gelineau	3	75.00%
John J. Tatar	1	25.00%
Write-in	0	0.00%
<b>Total</b>	<b>4</b>	<b>100.00%</b>

**United States Senator (L) (Vote for 1)**

Midland County: Precincts reported:	48 of 50	96.00%
Ballots:	408	
Undervotes:	3	
Overvotes:	0	
Double Votes:	0	
<hr/>		
Write-in	1	100.00%
<b>Total</b>	<b>1</b>	<b>100.00%</b>

**Rep in Congress 4th (L) (Vote for 1)**

US Rep 4th: Precincts reported:	47 of 49	95.92%
Ballots:	408	
Undervotes:	3	
Overvotes:	0	
Double Votes:	0	
Write-in	1	100.00%
<b>Total</b>	<b>1</b>	<b>100.00%</b>

**State Senator 36th (L) (Vote for 1)**

State Senate 36th: Precincts reported:	47 of 49	95.92%
Ballots:	408	
Undervotes:	3	
Overvotes:	0	
Double Votes:	0	
Write-in	1	100.00%
<b>Total</b>	<b>1</b>	<b>100.00%</b>

**Rep in Legislature 99th District (L) (Vote for 1)**

State Rep 99th District: Precincts reported:	12 of 12	100.00%
Ballots:	408	
Undervotes:	3	
Overvotes:	0	
Double Votes:	0	
Write-in	1	100.00%
<b>Total</b>	<b>1</b>	<b>100.00%</b>

**County Commissioner 4th District (L) (Vote for 1)**

County Commissioner 4th District: Precincts reported:	6 of 7	85.71%
Ballots:	408	
Undervotes:	3	
Overvotes:	0	
Double Votes:	0	
Write-in	1	100.00%
<b>Total</b>	<b>1</b>	<b>100.00%</b>

**Delegate for Mt Haley Twp Pct 1 (L) (Vote for 2)**

Mt Haley Twp Pct 1: Precincts reported:	1 of 1	100.00%
Ballots:	408	
Undervotes:	7	
Overvotes:	0	
Double Votes:	0	
Write-in	1	100.00%
<b>Total</b>	<b>1</b>	<b>100.00%</b>



## Porter Township Precinct 1

2018-08-07 22:17:55

### Governor (R) (Vote for 1)

Midland County Precincts reported:	48 of 50	96.00%
Ballots:	216	
Undervotes:	0	
Overvotes:	0	
Double Votes:	0	
<hr/>		
Brian Calley	24	16.90%
Patrick Colbeck	7	4.93%
Jim Hines	23	16.20%
Bill Schuette	88	61.97%
Write-in	0	0.00%
<b>Total</b>	<b>142</b>	<b>100.00%</b>

### United States Senator (R) (Vote for 1)

Midland County Precincts reported:	48 of 50	96.00%
Ballots:	216	
Undervotes:	8	
Overvotes:	0	
Double Votes:	0	
<hr/>		
John James	71	52.99%
Sandy Pensler	62	46.27%
Write-in	1	0.75%
<b>Total</b>	<b>134</b>	<b>100.00%</b>

### Rep in Congress 4th (R) (Vote for 1)

US Rep 4th Precincts reported:	47 of 49	95.92%
Ballots:	216	
Undervotes:	15	
Overvotes:	0	
Double Votes:	0	
<hr/>		
John Moolenaar	127	100.00%
Write-in	0	0.00%
<b>Total</b>	<b>127</b>	<b>100.00%</b>

### State Senator 36th (R) (Vote for 1)

State Senate 36th Precincts reported:	47 of 49	95.92%
Ballots:	216	
Undervotes:	17	
Overvotes:	0	
Double Votes:	0	
<hr/>		
Jim Stamas	125	100.00%
Write-in	0	0.00%

<b>Total</b>	<b>125</b>	<b>100.00%</b>
--------------	------------	----------------

**Rep in Legislature 99th District (R) (Vote for 1)**

State Rep 99th District: Precincts reported:	12 of 12	100.00%
Ballots:	216	
Undervotes:	15	
Overvotes:	0	
Double Votes:	0	
<hr/>		
Roger Hauck	126	99.21%
Write-in	1	0.79%
<hr/>		
<b>Total</b>	<b>127</b>	<b>100.00%</b>

**County Commissioner 3rd District (R) (Vote for 1)**

County Commissioner 3rd District: Precincts reported:	8 of 8	100.00%
Ballots:	216	
Undervotes:	21	
Overvotes:	0	
Double Votes:	0	
<hr/>		
Steven Glaser	121	100.00%
Write-in	0	0.00%
<hr/>		
<b>Total</b>	<b>121</b>	<b>100.00%</b>

**Delegate for Porter Twp Pct 1 (R) (Vote for 3)**

Porter Twp Pct 1: Precincts reported:	1 of 1	100.00%
Ballots:	216	
Undervotes:	198	
Overvotes:	0	
Double Votes:	0	
<hr/>		
Richard Corbat	126	55.26%
Yvonne M. Corbat	102	44.74%
Write-in	0	0.00%
<hr/>		
<b>Total</b>	<b>228</b>	<b>100.00%</b>

**Governor (D) (Vote for 1)**

Midland County: Precincts reported:	48 of 50	96.00%
Ballots:	216	
Undervotes:	0	
Overvotes:	0	
Double Votes:	0	
<hr/>		
Abdul El-Sayed	17	23.61%
Shri Thanedar	16	22.22%
Gretchen Whitmer	39	54.17%
Write-in	0	0.00%
<hr/>		
<b>Total</b>	<b>72</b>	<b>100.00%</b>

**United States Senator (D) (Vote for 1)**

Midland County: Precincts reported:	48 of 50	96.00%
Ballots:	216	
Undervotes:	8	
Overvotes:	0	
Double Votes:	0	
<hr/>		
Debbie Stabenow	64	100.00%
Write-in	0	0.00%
<hr/>		
<b>Total</b>	<b>64</b>	<b>100.00%</b>

**Rep in Congress 4th (D) (Vote for 1)**

US Rep 4th: Precincts reported:	47 of 49	95.92%
Ballots:	216	
Undervotes:	11	
Overvotes:	0	
Double Votes:	0	
<hr/>		
Jerry Hilliard	45	73.77%
Zigmond A. Kozicki	16	26.23%
Write-in	0	0.00%
<hr/>		
<b>Total</b>	<b>61</b>	<b>100.00%</b>

**State Senator 36th (D) (Vote for 1)**

State Senate 36th: Precincts reported:	47 of 49	95.92%
Ballots:	216	
Undervotes:	15	
Overvotes:	0	
Double Votes:	0	
<hr/>		
Joe Weir	57	100.00%
Write-in	0	0.00%
<hr/>		
<b>Total</b>	<b>57</b>	<b>100.00%</b>

**Rep in Legislature 99th District (D) (Vote for 1)**

State Rep 99th District: Precincts reported:	12 of 12	100.00%
Ballots:	216	
Undervotes:	5	
Overvotes:	0	
Double Votes:	0	
<hr/>		
Kristen Brown	41	61.19%
Randall Doyle	11	16.42%
Allison Quast-Lents	15	22.39%
Write-in	0	0.00%
<hr/>		
<b>Total</b>	<b>67</b>	<b>100.00%</b>

**County Commissioner 3rd District (D) (Vote for 1)**

County Commissioner 3rd District: Precincts reported:	8 of 8	100.00%
Ballots:	216	
Undervotes:	15	
Overvotes:	0	
Double Votes:	0	
Chloe Updegraff	57	100.00%
Write-in	0	0.00%
<b>Total</b>	<b>57</b>	<b>100.00%</b>

**Delegate for Porter Twp Pct 1 (D) (Vote for 1)**

Porter Twp Pct 1: Precincts reported:	1 of 1	100.00%
Ballots:	216	
Undervotes:	68	
Overvotes:	0	
Double Votes:	0	
Write-in	4	100.00%
<b>Total</b>	<b>4</b>	<b>100.00%</b>

**Governor (L) (Vote for 1)**

Midland County: Precincts reported:	48 of 50	96.00%
Ballots:	216	
Undervotes:	0	
Overvotes:	0	
Double Votes:	0	
Bill Gelineau	0	0.00%
John J. Tatar	1	100.00%
Write-in	0	0.00%
<b>Total</b>	<b>1</b>	<b>100.00%</b>

**United States Senator (L) (Vote for 1)**

Midland County: Precincts reported:	48 of 50	96.00%
Ballots:	216	
Undervotes:	1	
Overvotes:	0	
Double Votes:	0	
Write-in	0	0%
<b>Total</b>	<b>0</b>	<b>100.00%</b>

**Rep in Congress 4th (L) (Vote for 1)**

US Rep 4th: Precincts reported:	47 of 49	95.92%
Ballots:	216	
Undervotes:	1	
Overvotes:	0	

Double Votes:	0	
Write-in	0	0%
<b>Total</b>	<b>0</b>	<b>100.00%</b>

**State Senator 36th (L) (Vote for 1)**

State Senate 36th Precincts reported:	47 of 49	95.92%
Ballots:	216	
Undervotes:	1	
Overvotes:	0	
Double Votes:	0	
Write-in	0	0%
<b>Total</b>	<b>0</b>	<b>100.00%</b>

**Rep in Legislature 99th District (L) (Vote for 1)**

State Rep 99th District Precincts reported:	12 of 12	100.00%
Ballots:	216	
Undervotes:	1	
Overvotes:	0	
Double Votes:	0	
Write-in	0	0%
<b>Total</b>	<b>0</b>	<b>100.00%</b>

**County Commissioner 3rd District (L) (Vote for 1)**

County Commissioner 3rd District: Precincts reported:	8 of 8	100.00%
Ballots:	216	
Undervotes:	1	
Overvotes:	0	
Double Votes:	0	
Write-in	0	0%
<b>Total</b>	<b>0</b>	<b>100.00%</b>

**Delegate for Porter Twp Pct 1 (L) (Vote for 2)**

Porter Twp Pct 1: Precincts reported:	1 of 1	100.00%
Ballots:	216	
Undervotes:	2	
Overvotes:	0	
Double Votes:	0	
Write-in	0	0%
<b>Total</b>	<b>0</b>	<b>100.00%</b>

**County Proposal 1 SERVICES TO OLDER CITIZENS MILLAGE RENEWAL PROPOSAL (Vote for 1)**

Midland: Precincts reported:	47 of 49	95.92%
------------------------------	----------	--------

## Results per Tabulator Midland August 2018

2018-08-07 20:48:52

### Governor (R) (Vote for 1)

Tabulator	Brian Calley	Patrick Colbeck	Jim Hines	Bill Schuette	Write-in	Overvotes	Undervotes	Total ballots
Warren Township Pct 1 ICP 1	53	21	27	224	0	0	3	499
<b>Total</b>	<b>53</b>	<b>21</b>	<b>27</b>	<b>224</b>	<b>0</b>	<b>0</b>	<b>3</b>	<b>499</b>

### United States Senator (R) (Vote for 1)

Tabulator	John James	Sandy Pensler	Write-in	Overvotes	Undervotes	Total ballots
Warren Township Pct 1 ICP 1	123	180	1	0	24	499
<b>Total</b>	<b>123</b>	<b>180</b>	<b>1</b>	<b>0</b>	<b>24</b>	<b>499</b>

### Rep in Congress 4th (R) (Vote for 1)

Tabulator	John Moolenaar	Write-in	Overvotes	Undervotes	Total ballots
Warren Township Pct 1 ICP 1	279	3	0	46	499
<b>Total</b>	<b>279</b>	<b>3</b>	<b>0</b>	<b>46</b>	<b>499</b>

### State Senator 36th (R) (Vote for 1)

Tabulator	Jim Stamas	Write-in	Overvotes	Undervotes	Total ballots
Warren Township Pct 1 ICP 1	276	3	0	49	499
<b>Total</b>	<b>276</b>	<b>3</b>	<b>0</b>	<b>49</b>	<b>499</b>

### Rep in Legislature 99th District (R) (Vote for 1)

Tabulator	Roger Hauck	Write-in	Overvotes	Undervotes	Total ballots
Warren Township Pct 1 ICP 1	275	1	0	52	499
<b>Total</b>	<b>275</b>	<b>1</b>	<b>0</b>	<b>52</b>	<b>499</b>

### County Commissioner 1st District (R) (Vote for 1)

Tabulator	Jeanette M. Snyder	Write-in	Overvotes	Undervotes	Total ballots
Warren Township Pct 1 ICP 1	262	2	0	64	499
<b>Total</b>	<b>262</b>	<b>2</b>	<b>0</b>	<b>64</b>	<b>499</b>

### Delegate for Warren Twp Pct 1 (R) (Vote for 5)

Tabulator	Ginny Tigner	Jack Tigner	Write-in	Overvotes	Undervotes	Total ballots
Warren Township Pct 1 ICP 1	223	230	2	0	1,185	499
<b>Total</b>	<b>223</b>	<b>230</b>	<b>2</b>	<b>0</b>	<b>1,185</b>	<b>499</b>

### Governor (D) (Vote for 1)

Tabulator	Abdul El-Sayed	Shri Thanedar	Gretchen Whitmer	Write-in	Overvotes	Undervotes	Total ballots
Warren Township Pct 1 ICP 1	29	23	97	0	0	1	499
<b>Total</b>	<b>29</b>	<b>23</b>	<b>97</b>	<b>0</b>	<b>0</b>	<b>1</b>	<b>499</b>

### United States Senator (D) (Vote for 1)

Tabulator			Overvotes	Undervotes	

	Debbie Stabenow	Write-in			Total ballots
Warren Township Pct 1 ICP 1	135	0	0	15	499
<b>Total</b>	<b>135</b>	<b>0</b>	<b>0</b>	<b>15</b>	<b>499</b>

### Rep in Congress 4th (D) (Vote for 1)

Tabulator	Jerry Hilliard	Zigmond A. Kozicki	Write-in	Overvotes	Undervotes	Total ballots
Warren Township Pct 1 ICP 1	96	33	0	0	21	499
<b>Total</b>	<b>96</b>	<b>33</b>	<b>0</b>	<b>0</b>	<b>21</b>	<b>499</b>

### State Senator 36th (D) (Vote for 1)

Tabulator	Joe Weir	Write-in	Overvotes	Undervotes	Total ballots
Warren Township Pct 1 ICP 1	117	0	0	33	499
<b>Total</b>	<b>117</b>	<b>0</b>	<b>0</b>	<b>33</b>	<b>499</b>

### Rep in Legislature 99th District (D) (Vote for 1)

Tabulator	Kristen Brown	Randall Doyle	Allison Quast-Lents	Write-in	Overvotes	Undervotes	Total ballots
Warren Township Pct 1 ICP 1	69	30	33	0	0	18	499
<b>Total</b>	<b>69</b>	<b>30</b>	<b>33</b>	<b>0</b>	<b>0</b>	<b>18</b>	<b>499</b>

### County Commissioner 1st District (D) (Vote for 1)

Tabulator	Write-in	Overvotes	Undervotes	Total ballots
Warren Township Pct 1 ICP 1	17	0	133	499
<b>Total</b>	<b>17</b>	<b>0</b>	<b>133</b>	<b>499</b>



### Delegate for Warren Twp Pct 1 (D) (Vote for 1)

Tabulator	Write-in	Overvotes	Undervotes	Total ballots
Warren Township Pct 1 ICP 1	18	0	132	499
<b>Total</b>	<b>18</b>	<b>0</b>	<b>132</b>	<b>499</b>

### Governor (L) (Vote for 1)

Tabulator	Bill Gelineau	John J. Tatar	Write-in	Overvotes	Undervotes	Total ballots
Warren Township Pct 1 ICP 1	0	1	0	0	0	499
<b>Total</b>	<b>0</b>	<b>1</b>	<b>0</b>	<b>0</b>	<b>0</b>	<b>499</b>

### United States Senator (L) (Vote for 1)

Tabulator	Write-in	Overvotes	Undervotes	Total ballots
Warren Township Pct 1 ICP 1	0	0	1	499
<b>Total</b>	<b>0</b>	<b>0</b>	<b>1</b>	<b>499</b>

### Rep in Congress 4th (L) (Vote for 1)

Tabulator	Write-in	Overvotes	Undervotes	Total ballots
Warren Township Pct 1 ICP 1	0	0	1	499
<b>Total</b>	<b>0</b>	<b>0</b>	<b>1</b>	<b>499</b>

### State Senator 36th (L) (Vote for 1)

Tabulator	Write-in	Overvotes	Undervotes	Total ballots
Warren Township Pct 1 ICP 1	0	0	1	499
<b>Total</b>	<b>0</b>	<b>0</b>	<b>1</b>	<b>499</b>

### Rep in Legislature 99th District (L) (Vote for 1)

Tabulator	Write-in	Overvotes	Undervotes	Total ballots
-----------	----------	-----------	------------	---------------

## Results per Tabulator Midland August 2018

2018-08-08 13:20:50

### Governor (R) (Vote for 1)

Tabulator	Brian Calley	Patrick Colbeck	Jim Hines	Bill Schuette	Write-in	Overvotes	Undervotes	Total ballots
City of Midland, Ward 1 Pct 1 ICP 1	15	8	16	71	1	0	0	235
<b>Total</b>	<b>15</b>	<b>8</b>	<b>16</b>	<b>71</b>	<b>1</b>	<b>0</b>	<b>0</b>	<b>235</b>

### United States Senator (R) (Vote for 1)

Tabulator	John James	Sandy Pensler	Write-in	Overvotes	Undervotes	Total ballots
City of Midland, Ward 1 Pct 1 ICP 1	45	59	0	0	7	235
<b>Total</b>	<b>45</b>	<b>59</b>	<b>0</b>	<b>0</b>	<b>7</b>	<b>235</b>

### Rep in Congress 4th (R) (Vote for 1)

Tabulator	John Moolenaar	Write-in	Overvotes	Undervotes	Total ballots
City of Midland, Ward 1 Pct 1 ICP 1	100	0	0	11	235
<b>Total</b>	<b>100</b>	<b>0</b>	<b>0</b>	<b>11</b>	<b>235</b>

### State Senator 36th (R) (Vote for 1)

Tabulator	Jim Stamas	Write-in	Overvotes	Undervotes	Total ballots
City of Midland, Ward 1 Pct 1 ICP 1	99	0	0	12	235
<b>Total</b>	<b>99</b>	<b>0</b>	<b>0</b>	<b>12</b>	<b>235</b>

### Rep in Legislature 98th District (R) (Vote for 1)

Tabulator	Annette Glenn	Carl L. Hamann	Write-in	Overvotes	Undervotes	Total ballots
City of Midland, Ward 1 Pct 1 ICP 1	66	36	0	0	9	235
<b>Total</b>	<b>66</b>	<b>36</b>	<b>0</b>	<b>0</b>	<b>9</b>	<b>235</b>

### County Commissioner 7th District (R) (Vote for 1)

Tabulator	Scott D. Noesen	Write-in	Overvotes	Undervotes	Total ballots
City of Midland, Ward 1 Pct 1 ICP 1	90	0	0	21	235
<b>Total</b>	<b>90</b>	<b>0</b>	<b>0</b>	<b>21</b>	<b>235</b>

### Delegate for City of Midland Ward 1 Pct 1 (R) (Vote for 3)

Tabulator	Jeremy Rodgers	Write-in	Overvotes	Undervotes	Total ballots
City of Midland, Ward 1 Pct 1 ICP 1	90	0	0	243	235
<b>Total</b>	<b>90</b>	<b>0</b>	<b>0</b>	<b>243</b>	<b>235</b>

### Governor (D) (Vote for 1)

Tabulator	Abdul EI-Sayed	Shri Thanedar	Gretchen Whitmer	Write-in	Overvotes	Undervotes	Total ballots
City of Midland, Ward 1 Pct 1 ICP 1	33	19	63	0	0	1	235
<b>Total</b>	<b>33</b>	<b>19</b>	<b>63</b>	<b>0</b>	<b>0</b>	<b>1</b>	<b>235</b>

### United States Senator (D) (Vote for 1)

Tabulator			Overvotes	Undervotes	

	Debbie Stabenow	Write-in			Total ballots
City of Midland, Ward 1 Pct 1 ICP 1	108	0	0	8	235
<b>Total</b>	<b>108</b>	<b>0</b>	<b>0</b>	<b>8</b>	<b>235</b>

### Rep in Congress 4th (D) (Vote for 1)

Tabulator	Jerry Hilliard	Zigmond A. Kozicki	Write-in	Overvotes	Undervotes	Total ballots
City of Midland, Ward 1 Pct 1 ICP 1	61	42	0	0	13	235
<b>Total</b>	<b>61</b>	<b>42</b>	<b>0</b>	<b>0</b>	<b>13</b>	<b>235</b>

### State Senator 36th (D) (Vote for 1)

Tabulator	Joe Weir	Write-in	Overvotes	Undervotes	Total ballots
City of Midland, Ward 1 Pct 1 ICP 1	102	0	0	14	235
<b>Total</b>	<b>102</b>	<b>0</b>	<b>0</b>	<b>14</b>	<b>235</b>

### Rep in Legislature 98th District (D) (Vote for 1)

Tabulator	Sarah Schulz	Write-in	Overvotes	Undervotes	Total ballots
City of Midland, Ward 1 Pct 1 ICP 1	101	0	0	15	235
<b>Total</b>	<b>101</b>	<b>0</b>	<b>0</b>	<b>15</b>	<b>235</b>

### County Commissioner 7th District (D) (Vote for 1)

Tabulator	Write-in	Overvotes	Undervotes	Total ballots
City of Midland, Ward 1 Pct 1 ICP 1	15	0	101	235
<b>Total</b>	<b>15</b>	<b>0</b>	<b>101</b>	<b>235</b>

**Delegate for City of Midland Ward 1 Pct 1 (D) (Vote for 1)**

Tabulator	Write-in	Overvotes	Undervotes	Total ballots
City of Midland, Ward 1 Pct 1 ICP 1	11	0	105	235
<b>Total</b>	<b>11</b>	<b>0</b>	<b>105</b>	<b>235</b>

**Governor (L) (Vote for 1)**

Tabulator	Bill Gelineau	John J. Tatar	Write-in	Overvotes	Undervotes	Total ballots
City of Midland, Ward 1 Pct 1 ICP 1	1	1	0	0	0	235
<b>Total</b>	<b>1</b>	<b>1</b>	<b>0</b>	<b>0</b>	<b>0</b>	<b>235</b>

**United States Senator (L) (Vote for 1)**

Tabulator	Write-in	Overvotes	Undervotes	Total ballots
City of Midland, Ward 1 Pct 1 ICP 1	1	0	1	235
<b>Total</b>	<b>1</b>	<b>0</b>	<b>1</b>	<b>235</b>

**Rep in Congress 4th (L) (Vote for 1)**

Tabulator	Write-in	Overvotes	Undervotes	Total ballots
City of Midland, Ward 1 Pct 1 ICP 1	1	0	1	235
<b>Total</b>	<b>1</b>	<b>0</b>	<b>1</b>	<b>235</b>

**State Senator 36th (L) (Vote for 1)**

Tabulator	Write-in	Overvotes	Undervotes	Total ballots
City of Midland, Ward 1 Pct 1 ICP 1	1	0	1	235
<b>Total</b>	<b>1</b>	<b>0</b>	<b>1</b>	<b>235</b>

**Rep in Legislature 98th District (L) (Vote for 1)**

Tabulator	Write-in	Overvotes	Undervotes	Total ballots
-----------	----------	-----------	------------	---------------

## Results per Tabulator Midland August 2018

2018-08-07 23:55:00

### Governor (R) (Vote for 1)

Tabulator	Brian Calley	Patrick Colbeck	Jim Hines	Bill Schuette	Write-in	Overvotes	Undervotes	Total ballots
City of Midland, Ward 1 Pct 2 ICP 1	30	5	23	138	0	0	3	420
<b>Total</b>	<b>30</b>	<b>5</b>	<b>23</b>	<b>138</b>	<b>0</b>	<b>0</b>	<b>3</b>	<b>420</b>

### United States Senator (R) (Vote for 1)

Tabulator	John James	Sandy Pensler	Write-in	Overvotes	Undervotes	Total ballots
City of Midland, Ward 1 Pct 2 ICP 1	96	91	0	0	12	420
<b>Total</b>	<b>96</b>	<b>91</b>	<b>0</b>	<b>0</b>	<b>12</b>	<b>420</b>

### Rep in Congress 4th (R) (Vote for 1)

Tabulator	John Moolenaar	Write-in	Overvotes	Undervotes	Total ballots
City of Midland, Ward 1 Pct 2 ICP 1	172	0	0	27	420
<b>Total</b>	<b>172</b>	<b>0</b>	<b>0</b>	<b>27</b>	<b>420</b>

### State Senator 36th (R) (Vote for 1)

Tabulator	Jim Stamas	Write-in	Overvotes	Undervotes	Total ballots
City of Midland, Ward 1 Pct 2 ICP 1	170	0	0	29	420
<b>Total</b>	<b>170</b>	<b>0</b>	<b>0</b>	<b>29</b>	<b>420</b>

**Rep in Legislature 98th District (R) (Vote for 1)**

Tabulator	Annette Glenn	Carl L. Hamann	Write-in	Overvotes	Undervotes	Total ballots
City of Midland, Ward 1 Pct 2 ICP 1	110	72	0	0	17	420
<b>Total</b>	<b>110</b>	<b>72</b>	<b>0</b>	<b>0</b>	<b>17</b>	<b>420</b>

**County Commissioner 4th District (R) (Vote for 1)**

Tabulator	Gaye Terwillegar	Write-in	Overvotes	Undervotes	Total ballots
City of Midland, Ward 1 Pct 2 ICP 1	153	0	0	46	420
<b>Total</b>	<b>153</b>	<b>0</b>	<b>0</b>	<b>46</b>	<b>420</b>

**Delegate for City of Midland Ward 1 Pct 2 (R) (Vote for 4)**

Tabulator	Write-in	Overvotes	Undervotes	Total ballots
City of Midland, Ward 1 Pct 2 ICP 1	3	0	793	420
<b>Total</b>	<b>3</b>	<b>0</b>	<b>793</b>	<b>420</b>

**Governor (D) (Vote for 1)**

Tabulator	Abdul El-Sayed	Shri Thanedar	Gretchen Whitmer	Write-in	Overvotes	Undervotes	Total ballots
City of Midland, Ward 1 Pct 2 ICP 1	73	27	113	0	0	1	420
<b>Total</b>	<b>73</b>	<b>27</b>	<b>113</b>	<b>0</b>	<b>0</b>	<b>1</b>	<b>420</b>

**United States Senator (D) (Vote for 1)**

Tabulator	Debbie Stabenow	Write-in	Overvotes	Undervotes	Total ballots
	199	0	0	15	420

City of Midland, Ward 1 Pct 2 ICP 1					
<b>Total</b>	<b>199</b>	<b>0</b>	<b>0</b>	<b>15</b>	<b>420</b>

### Rep in Congress 4th (D) (Vote for 1)

Tabulator	Jerry Hilliard	Zigmond A. Kozicki	Write-in	Overvotes	Undervotes	Total ballots
City of Midland, Ward 1 Pct 2 ICP 1	90	103	0	0	21	420
<b>Total</b>	<b>90</b>	<b>103</b>	<b>0</b>	<b>0</b>	<b>21</b>	<b>420</b>

### State Senator 36th (D) (Vote for 1)

Tabulator	Joe Weir	Write-in	Overvotes	Undervotes	Total ballots
City of Midland, Ward 1 Pct 2 ICP 1	184	1	0	29	420
<b>Total</b>	<b>184</b>	<b>1</b>	<b>0</b>	<b>29</b>	<b>420</b>

### Rep in Legislature 98th District (D) (Vote for 1)

Tabulator	Sarah Schulz	Write-in	Overvotes	Undervotes	Total ballots
City of Midland, Ward 1 Pct 2 ICP 1	186	1	0	27	420
<b>Total</b>	<b>186</b>	<b>1</b>	<b>0</b>	<b>27</b>	<b>420</b>

### County Commissioner 4th District (D) (Vote for 1)

Tabulator	Write-in	Overvotes	Undervotes	Total ballots
City of Midland, Ward 1 Pct 2 ICP 1	16	0	198	420
<b>Total</b>	<b>16</b>	<b>0</b>	<b>198</b>	<b>420</b>

### Delegate for City of Midland Ward 1 Pct 2 (D) (Vote for 2)

--	--	--	--	--	--



Tabulator	Nancy K. Janoch	Write-in	Overvotes	Undervotes	Total ballots
City of Midland, Ward 1 Pct 2 ICP 1	181	2	0	245	420
<b>Total</b>	<b>181</b>	<b>2</b>	<b>0</b>	<b>245</b>	<b>420</b>

### Governor (L) (Vote for 1)

Tabulator	Bill Gelineau	John J. Tatar	Write-in	Overvotes	Undervotes	Total ballots
City of Midland, Ward 1 Pct 2 ICP 1	1	1	0	0	0	420
<b>Total</b>	<b>1</b>	<b>1</b>	<b>0</b>	<b>0</b>	<b>0</b>	<b>420</b>

### United States Senator (L) (Vote for 1)

Tabulator	Write-in	Overvotes	Undervotes	Total ballots
City of Midland, Ward 1 Pct 2 ICP 1	0	0	2	420
<b>Total</b>	<b>0</b>	<b>0</b>	<b>2</b>	<b>420</b>

### Rep in Congress 4th (L) (Vote for 1)

Tabulator	Write-in	Overvotes	Undervotes	Total ballots
City of Midland, Ward 1 Pct 2 ICP 1	0	0	2	420
<b>Total</b>	<b>0</b>	<b>0</b>	<b>2</b>	<b>420</b>

### State Senator 36th (L) (Vote for 1)

Tabulator	Write-in	Overvotes	Undervotes	Total ballots
City of Midland, Ward 1 Pct 2 ICP 1	0	0	2	420
<b>Total</b>	<b>0</b>	<b>0</b>	<b>2</b>	<b>420</b>

### Rep in Legislature 98th District (L) (Vote for 1)

Tabulator	Write-in	Overvotes	Undervotes	Total ballots

## Results per Tabulator Midland August 2018

2018-08-07 20:26:50

### Governor (R) (Vote for 1)

Tabulator	Brian Calley	Patrick Colbeck	Jim Hines	Bill Schuette	Write-in	Overvotes	Undervotes	Total ballots
City of Midland, Ward 1 Pct 3 ICP 1	11	1	4	53	0	0	1	132
<b>Total</b>	<b>11</b>	<b>1</b>	<b>4</b>	<b>53</b>	<b>0</b>	<b>0</b>	<b>1</b>	<b>132</b>

### United States Senator (R) (Vote for 1)

Tabulator	John James	Sandy Pensler	Write-in	Overvotes	Undervotes	Total ballots
City of Midland, Ward 1 Pct 3 ICP 1	24	41	0	0	5	132
<b>Total</b>	<b>24</b>	<b>41</b>	<b>0</b>	<b>0</b>	<b>5</b>	<b>132</b>

### Rep in Congress 4th (R) (Vote for 1)

Tabulator	John Moolenaar	Write-in	Overvotes	Undervotes	Total ballots
City of Midland, Ward 1 Pct 3 ICP 1	66	0	0	4	132
<b>Total</b>	<b>66</b>	<b>0</b>	<b>0</b>	<b>4</b>	<b>132</b>

### State Senator 36th (R) (Vote for 1)

Tabulator	Jim Stamas	Write-in	Overvotes	Undervotes	Total ballots
City of Midland, Ward 1 Pct 3 ICP 1	66	1	0	3	132
<b>Total</b>	<b>66</b>	<b>1</b>	<b>0</b>	<b>3</b>	<b>132</b>

### Rep in Legislature 98th District (R) (Vote for 1)

Tabulator	Annette Glenn	Carl L. Hamann	Write-in	Overvotes	Undervotes	Total ballots
City of Midland, Ward 1 Pct 3 ICP 1	45	20	0	0	5	132
<b>Total</b>	<b>45</b>	<b>20</b>	<b>0</b>	<b>0</b>	<b>5</b>	<b>132</b>

### County Commissioner 5th District (R) (Vote for 1)

Tabulator	Jim Geisler	Write-in	Overvotes	Undervotes	Total ballots
City of Midland, Ward 1 Pct 3 ICP 1	63	0	0	7	132
<b>Total</b>	<b>63</b>	<b>0</b>	<b>0</b>	<b>7</b>	<b>132</b>

### Delegate for City of Midland Ward 1 Pct 3 (R) (Vote for 2)

Tabulator	Jim Peters	Write-in	Overvotes	Undervotes	Total ballots
City of Midland, Ward 1 Pct 3 ICP 1	63	0	0	77	132
<b>Total</b>	<b>63</b>	<b>0</b>	<b>0</b>	<b>77</b>	<b>132</b>

### Governor (D) (Vote for 1)

Tabulator	Abdul El-Sayed	Shri Thanedar	Gretchen Whitmer	Write-in	Overvotes	Undervotes	Total ballots
City of Midland, Ward 1 Pct 3 ICP 1	14	11	28	0	0	0	132
<b>Total</b>	<b>14</b>	<b>11</b>	<b>28</b>	<b>0</b>	<b>0</b>	<b>0</b>	<b>132</b>

### United States Senator (D) (Vote for 1)

Tabulator	Overvotes	Undervotes

	Debbie Stabenow	Write-in			Total ballots
City of Midland, Ward 1 Pct 3 ICP 1	49	0	0	4	132
<b>Total</b>	<b>49</b>	<b>0</b>	<b>0</b>	<b>4</b>	<b>132</b>

### Rep in Congress 4th (D) (Vote for 1)

Tabulator	Jerry Hilliard	Zigmond A. Kozicki	Write-in	Overvotes	Undervotes	Total ballots
City of Midland, Ward 1 Pct 3 ICP 1	26	22	0	0	5	132
<b>Total</b>	<b>26</b>	<b>22</b>	<b>0</b>	<b>0</b>	<b>5</b>	<b>132</b>

### State Senator 36th (D) (Vote for 1)

Tabulator	Joe Weir	Write-in	Overvotes	Undervotes	Total ballots
City of Midland, Ward 1 Pct 3 ICP 1	47	0	0	6	132
<b>Total</b>	<b>47</b>	<b>0</b>	<b>0</b>	<b>6</b>	<b>132</b>

### Rep in Legislature 98th District (D) (Vote for 1)

Tabulator	Sarah Schulz	Write-in	Overvotes	Undervotes	Total ballots
City of Midland, Ward 1 Pct 3 ICP 1	49	0	0	4	132
<b>Total</b>	<b>49</b>	<b>0</b>	<b>0</b>	<b>4</b>	<b>132</b>

### County Commissioner 5th District (D) (Vote for 1)

Tabulator	Jeff Havens	Write-in	Overvotes	Undervotes	Total ballots
City of Midland, Ward 1 Pct 3 ICP 1	47	0	0	6	132
<b>Total</b>	<b>47</b>	<b>0</b>	<b>0</b>	<b>6</b>	<b>132</b>



### Delegate for City of Midland Ward 1 Pct 3 (D) (Vote for 1)

Tabulator	Write-in	Overvotes	Undervotes	Total ballots
City of Midland, Ward 1 Pct 3 ICP 1	10	0	43	132
<b>Total</b>	<b>10</b>	<b>0</b>	<b>43</b>	<b>132</b>

### Governor (L) (Vote for 1)

Tabulator	Bill Gelineau	John J. Tatar	Write-in	Overvotes	Undervotes	Total ballots
City of Midland, Ward 1 Pct 3 ICP 1	0	0	0	0	0	132
<b>Total</b>	<b>0</b>	<b>0</b>	<b>0</b>	<b>0</b>	<b>0</b>	<b>132</b>

### United States Senator (L) (Vote for 1)

Tabulator	Write-in	Overvotes	Undervotes	Total ballots
City of Midland, Ward 1 Pct 3 ICP 1	0	0	0	132
<b>Total</b>	<b>0</b>	<b>0</b>	<b>0</b>	<b>132</b>

### Rep in Congress 4th (L) (Vote for 1)

Tabulator	Write-in	Overvotes	Undervotes	Total ballots
City of Midland, Ward 1 Pct 3 ICP 1	0	0	0	132
<b>Total</b>	<b>0</b>	<b>0</b>	<b>0</b>	<b>132</b>

### State Senator 36th (L) (Vote for 1)

Tabulator	Write-in	Overvotes	Undervotes	Total ballots
City of Midland, Ward 1 Pct 3 ICP 1	0	0	0	132
<b>Total</b>	<b>0</b>	<b>0</b>	<b>0</b>	<b>132</b>

## Results per Tabulator Midland August 2018

2018-08-07 21:04:45

### Governor (R) (Vote for 1)

Tabulator	Brian Calley	Patrick Colbeck	Jim Hines	Bill Schuette	Write-in	Overvotes	Undervotes	Total ballots
City of Midland, Ward 1 Pct 4 ICP 1	30	14	19	132	1	1	1	367
<b>Total</b>	<b>30</b>	<b>14</b>	<b>19</b>	<b>132</b>	<b>1</b>	<b>1</b>	<b>1</b>	<b>367</b>

### United States Senator (R) (Vote for 1)

Tabulator	John James	Sandy Pensler	Write-in	Overvotes	Undervotes	Total ballots
City of Midland, Ward 1 Pct 4 ICP 1	96	90	0	0	12	367
<b>Total</b>	<b>96</b>	<b>90</b>	<b>0</b>	<b>0</b>	<b>12</b>	<b>367</b>

### Rep in Congress 4th (R) (Vote for 1)

Tabulator	John Moolenaar	Write-in	Overvotes	Undervotes	Total ballots
City of Midland, Ward 1 Pct 4 ICP 1	183	0	0	15	367
<b>Total</b>	<b>183</b>	<b>0</b>	<b>0</b>	<b>15</b>	<b>367</b>

### State Senator 36th (R) (Vote for 1)

Tabulator	Jim Stamas	Write-in	Overvotes	Undervotes	Total ballots
City of Midland, Ward 1 Pct 4 ICP 1	181	0	0	17	367
<b>Total</b>	<b>181</b>	<b>0</b>	<b>0</b>	<b>17</b>	<b>367</b>

### Rep in Legislature 98th District (R) (Vote for 1)

Tabulator	Annette Glenn	Carl L. Hamann	Write-in	Overvotes	Undervotes	Total ballots
City of Midland, Ward 1 Pct 4 ICP 1	109	70	0	0	19	367
<b>Total</b>	<b>109</b>	<b>70</b>	<b>0</b>	<b>0</b>	<b>19</b>	<b>367</b>

### County Commissioner 4th District (R) (Vote for 1)

Tabulator	Gaye Terwilligar	Write-in	Overvotes	Undervotes	Total ballots
City of Midland, Ward 1 Pct 4 ICP 1	164	0	0	34	367
<b>Total</b>	<b>164</b>	<b>0</b>	<b>0</b>	<b>34</b>	<b>367</b>

### Delegate for City of Midland Ward 1 Pct 4 (R) (Vote for 4)

Tabulator	Michaela Carpenter	Terra Carpenter	Kim Holzauer	Write-in	Overvotes	Undervotes	Total ballots
City of Midland, Ward 1 Pct 4 ICP 1	121	105	117	0	0	449	367
<b>Total</b>	<b>121</b>	<b>105</b>	<b>117</b>	<b>0</b>	<b>0</b>	<b>449</b>	<b>367</b>

### Governor (D) (Vote for 1)

Tabulator	Abdul El-Sayed	Shri Thanedar	Gretchen Whitmer	Write-in	Overvotes	Undervotes	Total ballots
City of Midland, Ward 1 Pct 4 ICP 1	58	26	78	1	0	1	367
<b>Total</b>	<b>58</b>	<b>26</b>	<b>78</b>	<b>1</b>	<b>0</b>	<b>1</b>	<b>367</b>

### United States Senator (D) (Vote for 1)

Tabulator	Debbie Stabenow	Write-in	Overvotes	Undervotes	Total ballots
City of Midland, Ward 1 Pct 4 ICP 1	150	1	0	13	367
<b>Total</b>	<b>150</b>	<b>1</b>	<b>0</b>	<b>13</b>	<b>367</b>

### Rep in Congress 4th (D) (Vote for 1)

Tabulator	Jerry Hilliard	Zigmond A. Kozicki	Write-in	Overvotes	Undervotes	Total ballots
City of Midland, Ward 1 Pct 4 ICP 1	76	66	2	0	20	367
<b>Total</b>	<b>76</b>	<b>66</b>	<b>2</b>	<b>0</b>	<b>20</b>	<b>367</b>

### State Senator 36th (D) (Vote for 1)

Tabulator	Joe Weir	Write-in	Overvotes	Undervotes	Total ballots
City of Midland, Ward 1 Pct 4 ICP 1	142	4	0	18	367
<b>Total</b>	<b>142</b>	<b>4</b>	<b>0</b>	<b>18</b>	<b>367</b>

### Rep in Legislature 98th District (D) (Vote for 1)

Tabulator	Sarah Schulz	Write-in	Overvotes	Undervotes	Total ballots
City of Midland, Ward 1 Pct 4 ICP 1	145	3	0	16	367
<b>Total</b>	<b>145</b>	<b>3</b>	<b>0</b>	<b>16</b>	<b>367</b>

### County Commissioner 4th District (D) (Vote for 1)

Tabulator	Write-in	Overvotes	Undervotes	Total ballots
City of Midland, Ward 1 Pct 4 ICP 1	14	0	150	367
<b>Total</b>	<b>14</b>	<b>0</b>	<b>150</b>	<b>367</b>



**Delegate for City of Midland Ward 1 Pct 4 (D) (Vote for 2)**

Tabulator	Write-in	Overvotes	Undervotes	Total ballots
City of Midland, Ward 1 Pct 4 ICP 1	15	0	313	367
<b>Total</b>	<b>15</b>	<b>0</b>	<b>313</b>	<b>367</b>

**Governor (L) (Vote for 1)**

Tabulator	Bill Gelineau	John J. Tatar	Write-in	Overvotes	Undervotes	Total ballots
City of Midland, Ward 1 Pct 4 ICP 1	2	0	0	0	0	367
<b>Total</b>	<b>2</b>	<b>0</b>	<b>0</b>	<b>0</b>	<b>0</b>	<b>367</b>

**United States Senator (L) (Vote for 1)**

Tabulator	Write-in	Overvotes	Undervotes	Total ballots
City of Midland, Ward 1 Pct 4 ICP 1	0	0	2	367
<b>Total</b>	<b>0</b>	<b>0</b>	<b>2</b>	<b>367</b>

**Rep in Congress 4th (L) (Vote for 1)**

Tabulator	Write-in	Overvotes	Undervotes	Total ballots
City of Midland, Ward 1 Pct 4 ICP 1	0	0	2	367
<b>Total</b>	<b>0</b>	<b>0</b>	<b>2</b>	<b>367</b>

**State Senator 36th (L) (Vote for 1)**

Tabulator	Write-in	Overvotes	Undervotes	Total ballots
City of Midland, Ward 1 Pct 4 ICP 1	0	0	2	367
<b>Total</b>	<b>0</b>	<b>0</b>	<b>2</b>	<b>367</b>

**Rep in Legislature 98th District (L) (Vote for 1)**

Tabulator	Write-in	Overvotes	Undervotes	Total ballots
-----------	----------	-----------	------------	---------------

## Results per Tabulator Midland August 2018

2018-08-07 20:28:52

### Governor (R) (Vote for 1)

Tabulator	Brian Calley	Patrick Colbeck	Jim Hines	Bill Schuette	Write-in	Overvotes	Undervotes	Total ballots
City of Midland, Ward 1 Pct 5 ICP 1	11	7	14	63	0	0	1	185
<b>Total</b>	<b>11</b>	<b>7</b>	<b>14</b>	<b>63</b>	<b>0</b>	<b>0</b>	<b>1</b>	<b>185</b>

### United States Senator (R) (Vote for 1)

Tabulator	John James	Sandy Penler	Write-in	Overvotes	Undervotes	Total ballots
City of Midland, Ward 1 Pct 5 ICP 1	51	38	0	0	7	185
<b>Total</b>	<b>51</b>	<b>38</b>	<b>0</b>	<b>0</b>	<b>7</b>	<b>185</b>

### Rep in Congress 4th (R) (Vote for 1)

Tabulator	John Moolenaar	Write-in	Overvotes	Undervotes	Total ballots
City of Midland, Ward 1 Pct 5 ICP 1	85	1	0	10	185
<b>Total</b>	<b>85</b>	<b>1</b>	<b>0</b>	<b>10</b>	<b>185</b>

### State Senator 36th (R) (Vote for 1)

Tabulator	Jim Stamas	Write-in	Overvotes	Undervotes	Total ballots
City of Midland, Ward 1 Pct 5 ICP 1	84	0	0	12	185
<b>Total</b>	<b>84</b>	<b>0</b>	<b>0</b>	<b>12</b>	<b>185</b>

### Rep in Legislature 98th District (R) (Vote for 1)

Tabulator	Annette Glenn	Carl L. Hamann	Write-in	Overvotes	Undervotes	Total ballots
City of Midland, Ward 1 Pct 5 ICP 1	62	29	0	0	5	185
<b>Total</b>	<b>62</b>	<b>29</b>	<b>0</b>	<b>0</b>	<b>5</b>	<b>185</b>

### County Commissioner 4th District (R) (Vote for 1)

Tabulator	Gaye Terwillegar	Write-in	Overvotes	Undervotes	Total ballots
City of Midland, Ward 1 Pct 5 ICP 1	76	1	0	19	185
<b>Total</b>	<b>76</b>	<b>1</b>	<b>0</b>	<b>19</b>	<b>185</b>

### Delegate for City of Midland Ward 1 Pct 5 (R) (Vote for 2)

Tabulator	Write-in	Overvotes	Undervotes	Total ballots
City of Midland, Ward 1 Pct 5 ICP 1	1	0	191	185
<b>Total</b>	<b>1</b>	<b>0</b>	<b>191</b>	<b>185</b>

### Governor (D) (Vote for 1)

Tabulator	Abdul El-Sayed	Shri Thanedar	Gretchen Whitmer	Write-in	Overvotes	Undervotes	Total ballots
City of Midland, Ward 1 Pct 5 ICP 1	32	22	32	0	0	0	185
<b>Total</b>	<b>32</b>	<b>22</b>	<b>32</b>	<b>0</b>	<b>0</b>	<b>0</b>	<b>185</b>

### United States Senator (D) (Vote for 1)

Tabulator	Debbie Stabenow	Write-in	Overvotes	Undervotes	Total ballots
	84	0	0	2	185

City of Midland, Ward 1 Pct 5 ICP 1					
<b>Total</b>	<b>84</b>	<b>0</b>	<b>0</b>	<b>2</b>	<b>185</b>

### Rep in Congress 4th (D) (Vote for 1)

Tabulator	Jerry Hilliard	Zigmond A. Kozicki	Write-in	Overvotes	Undervotes	Total ballots
City of Midland, Ward 1 Pct 5 ICP 1	46	33	0	0	7	185
<b>Total</b>	<b>46</b>	<b>33</b>	<b>0</b>	<b>0</b>	<b>7</b>	<b>185</b>

### State Senator 36th (D) (Vote for 1)

Tabulator	Joe Weir	Write-in	Overvotes	Undervotes	Total ballots
City of Midland, Ward 1 Pct 5 ICP 1	77	0	0	9	185
<b>Total</b>	<b>77</b>	<b>0</b>	<b>0</b>	<b>9</b>	<b>185</b>

### Rep in Legislature 98th District (D) (Vote for 1)

Tabulator	Sarah Schulz	Write-in	Overvotes	Undervotes	Total ballots
City of Midland, Ward 1 Pct 5 ICP 1	78	0	0	8	185
<b>Total</b>	<b>78</b>	<b>0</b>	<b>0</b>	<b>8</b>	<b>185</b>

### County Commissioner 4th District (D) (Vote for 1)

Tabulator	Write-in	Overvotes	Undervotes	Total ballots
City of Midland, Ward 1 Pct 5 ICP 1	9	0	77	185
<b>Total</b>	<b>9</b>	<b>0</b>	<b>77</b>	<b>185</b>

### Delegate for City of Midland Ward 1 Pct 5 (D) (Vote for 1)

--	--	--	--	--

Tabulator	Suzanne Stewart	Write-in	Overvotes	Undervotes	Total ballots
City of Midland, Ward 1 Pct 5 ICP 1	75	0	0	11	185
<b>Total</b>	<b>75</b>	<b>0</b>	<b>0</b>	<b>11</b>	<b>185</b>

### Governor (L) (Vote for 1)

Tabulator	Bill Gelineau	John J. Tatar	Write-in	Overvotes	Undervotes	Total ballots
City of Midland, Ward 1 Pct 5 ICP 1	1	1	0	0	0	185
<b>Total</b>	<b>1</b>	<b>1</b>	<b>0</b>	<b>0</b>	<b>0</b>	<b>185</b>

### United States Senator (L) (Vote for 1)

Tabulator	Write-in	Overvotes	Undervotes	Total ballots
City of Midland, Ward 1 Pct 5 ICP 1	0	0	2	185
<b>Total</b>	<b>0</b>	<b>0</b>	<b>2</b>	<b>185</b>

### Rep in Congress 4th (L) (Vote for 1)

Tabulator	Write-in	Overvotes	Undervotes	Total ballots
City of Midland, Ward 1 Pct 5 ICP 1	0	0	2	185
<b>Total</b>	<b>0</b>	<b>0</b>	<b>2</b>	<b>185</b>

### State Senator 36th (L) (Vote for 1)

Tabulator	Write-in	Overvotes	Undervotes	Total ballots
City of Midland, Ward 1 Pct 5 ICP 1	0	0	2	185
<b>Total</b>	<b>0</b>	<b>0</b>	<b>2</b>	<b>185</b>

### Rep in Legislature 98th District (L) (Vote for 1)

Tabulator	Write-in	Overvotes	Undervotes	Total ballots

## Results per Tabulator Midland August 2018

2018-08-07 21:07:21

### Governor (R) (Vote for 1)

Tabulator	Brian Calley	Patrick Colbeck	Jim Hines	Bill Schuette	Write-in	Overvotes	Undervotes	Total ballots
City of Midland, Ward 1 Pct 6 ICP 1	1	0	1	7	0	0	0	17
<b>Total</b>	<b>1</b>	<b>0</b>	<b>1</b>	<b>7</b>	<b>0</b>	<b>0</b>	<b>0</b>	<b>17</b>

### United States Senator (R) (Vote for 1)

Tabulator	John James	Sandy Pensler	Write-in	Overvotes	Undervotes	Total ballots
City of Midland, Ward 1 Pct 6 ICP 1	6	3	0	0	0	17
<b>Total</b>	<b>6</b>	<b>3</b>	<b>0</b>	<b>0</b>	<b>0</b>	<b>17</b>

### Rep in Congress 5th (R) (Vote for 1)

Tabulator	Travis Wines	Write-in	Overvotes	Undervotes	Total ballots
City of Midland, Ward 1 Pct 6 ICP 1	7	0	0	2	17
<b>Total</b>	<b>7</b>	<b>0</b>	<b>0</b>	<b>2</b>	<b>17</b>

### State Senator 31st Bay (R) (Vote for 1)

Tabulator	Kevin Daley	Gary Glenn	Write-in	Overvotes	Undervotes	Total ballots
City of Midland, Ward 1 Pct 6 ICP 1	6	3	0	0	0	17
<b>Total</b>	<b>6</b>	<b>3</b>	<b>0</b>	<b>0</b>	<b>0</b>	<b>17</b>

### Rep in Legislature 98th District (R) (Vote for 1)

Tabulator	Annette Glenn	Carl L. Hamann	Write-in	Overvotes	Undervotes	Total ballots
City of Midland, Ward 1 Pct 6 ICP 1	2	6	0	0	1	17
<b>Total</b>	<b>2</b>	<b>6</b>	<b>0</b>	<b>0</b>	<b>1</b>	<b>17</b>

### Road Commissioner for Bay (R) (Vote for 1)

Tabulator	Jason Gower	William E. Schumacher	Write-in	Overvotes	Undervotes	Total ballots
City of Midland, Ward 1 Pct 6 ICP 1	6	2	0	0	1	17
<b>Total</b>	<b>6</b>	<b>2</b>	<b>0</b>	<b>0</b>	<b>1</b>	<b>17</b>

### County Commissioner Bay (R) (Vote for 1)

Tabulator	Kevin E. Burke	Write-in	Overvotes	Undervotes	Total ballots
City of Midland, Ward 1 Pct 6 ICP 1	7	1	0	1	17
<b>Total</b>	<b>7</b>	<b>1</b>	<b>0</b>	<b>1</b>	<b>17</b>

### Delegate for City of Midland Ward 1 Pct 6 (R) (Vote for 1)

Tabulator	Write-in	Overvotes	Undervotes	Total ballots
City of Midland, Ward 1 Pct 6 ICP 1	1	0	8	17
<b>Total</b>	<b>1</b>	<b>0</b>	<b>8</b>	<b>17</b>

### Governor (D) (Vote for 1)

Tabulator	Abdul El-Sayed	Shri Thanedar	Gretchen Whitmer	Write-in	Overvotes	Undervotes	Total ballots
	3	1	4	0	0	0	17

City of Midland, Ward 1 Pct 6 ICP 1							
<b>Total</b>	3	1	4	0	0	0	17

**United States Senator (D) (Vote for 1)**

Tabulator	Debbie Stabenow	Write-in	Overvotes	Undervotes	Total ballots
City of Midland, Ward 1 Pct 6 ICP 1	7	1	0	0	17
<b>Total</b>	7	1	0	0	17

**Rep in Congress 5th (D) (Vote for 1)**

Tabulator	Daniel T. Kildee	Write-in	Overvotes	Undervotes	Total ballots
City of Midland, Ward 1 Pct 6 ICP 1	8	0	0	0	17
<b>Total</b>	8	0	0	0	17

**State Senator 31st Bay (D) (Vote for 1)**

Tabulator	Joni Batterbee	Bill Jordan	Cynthia A. Luczak	Chuck Stadler	Write-in	Overvotes	Undervotes	Total ballots
City of Midland, Ward 1 Pct 6 ICP 1	2	1	3	1	0	0	1	17
<b>Total</b>	2	1	3	1	0	0	1	17

**Rep in Legislature 98th District (D) (Vote for 1)**

Tabulator	Sarah Schulz	Write-in	Overvotes	Undervotes	Total ballots
City of Midland, Ward 1 Pct 6 ICP 1	8	0	0	0	17



Total	8	0	0	0	17
-------	---	---	---	---	----

### Road Commissioner for Bay (D) (Vote for 1)

Tabulator	Mike Harpham	Jacob Hilliker	Levi O'Brien	Write-in	Overvotes	Undervotes	Total ballots
City of Midland, Ward 1 Pct 6 ICP 1	0	3	4	0	0	1	17
<b>Total</b>	<b>0</b>	<b>3</b>	<b>4</b>	<b>0</b>	<b>0</b>	<b>1</b>	<b>17</b>

### County Commissioner Bay (D) (Vote for 1)

Tabulator	Michael Duranczyk	Write-in	Overvotes	Undervotes	Total ballots
City of Midland, Ward 1 Pct 6 ICP 1	7	0	0	1	17
<b>Total</b>	<b>7</b>	<b>0</b>	<b>0</b>	<b>1</b>	<b>17</b>

### Delegate for City of Midland Ward 1 Pct 6 (D) (Vote for 1)

Tabulator	Write-in	Overvotes	Undervotes	Total ballots
City of Midland, Ward 1 Pct 6 ICP 1	5	0	3	17
<b>Total</b>	<b>5</b>	<b>0</b>	<b>3</b>	<b>17</b>

### Governor (L) (Vote for 1)

Tabulator	Bill Gelineau	John J. Tatar	Write-in	Overvotes	Undervotes	Total ballots
City of Midland, Ward 1 Pct 6 ICP 1	0	0	0	0	0	17
<b>Total</b>	<b>0</b>	<b>0</b>	<b>0</b>	<b>0</b>	<b>0</b>	<b>17</b>

### United States Senator (L) (Vote for 1)

Tabulator	Write-in	Overvotes	Undervotes	Total ballots

City of Midland, Ward 1 Pct 6 ICP 1	0	0	0	17
<b>Total</b>	<b>0</b>	<b>0</b>	<b>0</b>	<b>17</b>

### Rep in Congress 5th (L) (Vote for 1)

Tabulator	Write-in	Overvotes	Undervotes	Total ballots
City of Midland, Ward 1 Pct 6 ICP 1	0	0	0	17
<b>Total</b>	<b>0</b>	<b>0</b>	<b>0</b>	<b>17</b>

### State Senator 31st Bay (L) (Vote for 1)

Tabulator	Write-in	Overvotes	Undervotes	Total ballots
City of Midland, Ward 1 Pct 6 ICP 1	0	0	0	17
<b>Total</b>	<b>0</b>	<b>0</b>	<b>0</b>	<b>17</b>

### Rep in Legislature 98th District (L) (Vote for 1)

Tabulator	Write-in	Overvotes	Undervotes	Total ballots
City of Midland, Ward 1 Pct 6 ICP 1	0	0	0	17
<b>Total</b>	<b>0</b>	<b>0</b>	<b>0</b>	<b>17</b>

### Road Commissioner for Bay (L) (Vote for 1)

Tabulator	Write-in	Overvotes	Undervotes	Total ballots
City of Midland, Ward 1 Pct 6 ICP 1	0	0	0	17
<b>Total</b>	<b>0</b>	<b>0</b>	<b>0</b>	<b>17</b>

### County Commissioner Bay (L) (Vote for 1)

Tabulator	Write-in	Overvotes	Undervotes	Total ballots
City of Midland, Ward 1 Pct 6 ICP 1	0	0	0	17
<b>Total</b>	<b>0</b>	<b>0</b>	<b>0</b>	<b>17</b>

## Results per Tabulator Midland August 2018

2018-08-07 21:08:08

### Governor (R) (Vote for 1)

Tabulator	Brian Calley	Patrick Colbeck	Jim Hines	Bill Schuette	Write-in	Overvotes	Undervotes	Total ballots
City of Midland, Ward 2 Pct 1 ICP 1	42	6	16	171	0	0	3	495
<b>Total</b>	<b>42</b>	<b>6</b>	<b>16</b>	<b>171</b>	<b>0</b>	<b>0</b>	<b>3</b>	<b>495</b>

### United States Senator (R) (Vote for 1)

Tabulator	John James	Sandy Pensler	Write-in	Overvotes	Undervotes	Total ballots
City of Midland, Ward 2 Pct 1 ICP 1	105	106	1	0	26	495
<b>Total</b>	<b>105</b>	<b>106</b>	<b>1</b>	<b>0</b>	<b>26</b>	<b>495</b>

### Rep in Congress 4th (R) (Vote for 1)

Tabulator	John Moolenaar	Write-in	Overvotes	Undervotes	Total ballots
City of Midland, Ward 2 Pct 1 ICP 1	195	5	0	38	495
<b>Total</b>	<b>195</b>	<b>5</b>	<b>0</b>	<b>38</b>	<b>495</b>

### State Senator 36th (R) (Vote for 1)

Tabulator	Jim Stamas	Write-in	Overvotes	Undervotes	Total ballots
City of Midland, Ward 2 Pct 1 ICP 1	196	3	0	39	495
<b>Total</b>	<b>196</b>	<b>3</b>	<b>0</b>	<b>39</b>	<b>495</b>

**Rep in Legislature 98th District (R) (Vote for 1)**

Tabulator	Annette Glenn	Carl L. Hamann	Write-in	Overvotes	Undervotes	Total ballots
City of Midland, Ward 2 Pct 1 ICP 1	106	98	0	1	33	495
<b>Total</b>	<b>106</b>	<b>98</b>	<b>0</b>	<b>1</b>	<b>33</b>	<b>495</b>

**County Commissioner 7th District (R) (Vote for 1)**

Tabulator	Scott D. Noesen	Write-in	Overvotes	Undervotes	Total ballots
City of Midland, Ward 2 Pct 1 ICP 1	176	0	0	62	495
<b>Total</b>	<b>176</b>	<b>0</b>	<b>0</b>	<b>62</b>	<b>495</b>

**Delegate for City of Midland Ward 2 Pct 1 (R) (Vote for 3)**

Tabulator	Laura M. Moolenaar	Robert Moolenaar	Judith Ann Rapanos	Write-in	Overvotes	Undervotes	Total ballots
City of Midland, Ward 2 Pct 1 ICP 1	150	142	156	4	0	262	495
<b>Total</b>	<b>150</b>	<b>142</b>	<b>156</b>	<b>4</b>	<b>0</b>	<b>262</b>	<b>495</b>

**Governor (D) (Vote for 1)**

Tabulator	Abdul El-Sayed	Shri Thanedar	Gretchen Whitmer	Write-in	Overvotes	Undervotes	Total ballots
City of Midland, Ward 2 Pct 1 ICP 1	73	18	150	0	0	1	495
<b>Total</b>	<b>73</b>	<b>18</b>	<b>150</b>	<b>0</b>	<b>0</b>	<b>1</b>	<b>495</b>

**United States Senator (D) (Vote for 1)**

Tabulator	Debbie Stabenow	Write-in	Overvotes	Undervotes	Total ballots
City of Midland, Ward 2 Pct 1 ICP 1	228	2	0	12	495
<b>Total</b>	<b>228</b>	<b>2</b>	<b>0</b>	<b>12</b>	<b>495</b>

**Rep in Congress 4th (D) (Vote for 1)**

Tabulator	Jerry Hilliard	Zigmond A. Kozicki	Write-in	Overvotes	Undervotes	Total ballots
City of Midland, Ward 2 Pct 1 ICP 1	77	146	1	0	18	495
<b>Total</b>	<b>77</b>	<b>146</b>	<b>1</b>	<b>0</b>	<b>18</b>	<b>495</b>

**State Senator 36th (D) (Vote for 1)**

Tabulator	Joe Weir	Write-in	Overvotes	Undervotes	Total ballots
City of Midland, Ward 2 Pct 1 ICP 1	214	1	0	27	495
<b>Total</b>	<b>214</b>	<b>1</b>	<b>0</b>	<b>27</b>	<b>495</b>

**Rep in Legislature 98th District (D) (Vote for 1)**

Tabulator	Sarah Schulz	Write-in	Overvotes	Undervotes	Total ballots
City of Midland, Ward 2 Pct 1 ICP 1	230	1	0	11	495
<b>Total</b>	<b>230</b>	<b>1</b>	<b>0</b>	<b>11</b>	<b>495</b>

**County Commissioner 7th District (D) (Vote for 1)**

Tabulator	Write-in	Overvotes	Undervotes	Total ballots
City of Midland, Ward 2 Pct 1 ICP 1	12	0	230	495
<b>Total</b>	<b>12</b>	<b>0</b>	<b>230</b>	<b>495</b>

**Delegate for City of Midland Ward 2 Pct 1 (D) (Vote for 2)**

Tabulator	Cindy Weir	Joe Weir	Write-in	Overvotes	Undervotes	Total ballots
City of Midland, Ward 2 Pct 1 ICP 1	202	160	2	0	120	495
<b>Total</b>	<b>202</b>	<b>160</b>	<b>2</b>	<b>0</b>	<b>120</b>	<b>495</b>

**Governor (L) (Vote for 1)**

Tabulator	Bill Gelineau	John J. Tatar	Write-in	Overvotes	Undervotes	Total ballots
City of Midland, Ward 2 Pct 1 ICP 1	4	0	0	0	0	495
<b>Total</b>	<b>4</b>	<b>0</b>	<b>0</b>	<b>0</b>	<b>0</b>	<b>495</b>

**United States Senator (L) (Vote for 1)**

Tabulator	Write-in	Overvotes	Undervotes	Total ballots
City of Midland, Ward 2 Pct 1 ICP 1	0	0	4	495
<b>Total</b>	<b>0</b>	<b>0</b>	<b>4</b>	<b>495</b>

**Rep in Congress 4th (L) (Vote for 1)**

Tabulator	Write-in	Overvotes	Undervotes	Total ballots
City of Midland, Ward 2 Pct 1 ICP 1	0	0	4	495
<b>Total</b>	<b>0</b>	<b>0</b>	<b>4</b>	<b>495</b>

**State Senator 36th (L) (Vote for 1)**

Tabulator	Write-in	Overvotes	Undervotes	Total ballots
City of Midland, Ward 2 Pct 1 ICP 1	0	0	4	495
<b>Total</b>	<b>0</b>	<b>0</b>	<b>4</b>	<b>495</b>

**Rep in Legislature 98th District (L) (Vote for 1)**

Tabulator	Write-in	Overvotes	Undervotes	Total ballots
City of Midland, Ward 2 Pct 1 ICP 1	0	0	4	495
<b>Total</b>	<b>0</b>	<b>0</b>	<b>4</b>	<b>495</b>

**County Commissioner 7th District (L) (Vote for 1)**

Tabulator	Write-in	Overvotes	Undervotes	Total ballots
City of Midland, Ward 2 Pct 1 ICP 1	0	0	4	495
<b>Total</b>	<b>0</b>	<b>0</b>	<b>4</b>	<b>495</b>

**Delegate for City of Midland Ward 2 Pct 1 (L) (Vote for 2)**

Tabulator	Write-in	Overvotes	Undervotes	Total ballots
City of Midland, Ward 2 Pct 1 ICP 1	0	0	8	495
<b>Total</b>	<b>0</b>	<b>0</b>	<b>8</b>	<b>495</b>

**County Proposal 1 SERVICES TO OLDER CITIZENS  
MILLAGE RENEWAL PROPOSAL (Vote for 1)**

Tabulator	Yes	No	Overvotes	Undervotes	Total ballots
City of Midland, Ward 2 Pct 1 ICP 1	412	61	1	21	495
<b>Total</b>	<b>412</b>	<b>61</b>	<b>1</b>	<b>21</b>	<b>495</b>

**County Proposal 2 ROAD MILLAGE RENEWAL  
PROPOSAL (Vote for 1)**

Tabulator	Yes	No	Overvotes	Undervotes	Total ballots
City of Midland, Ward 2 Pct 1 ICP 1	427	48	0	20	495
<b>Total</b>	<b>427</b>	<b>48</b>	<b>0</b>	<b>20</b>	<b>495</b>

## Results per Tabulator Midland August 2018

2018-08-07 21:11:07

### Governor (R) (Vote for 1)

Tabulator	Brian Calley	Patrick Colbeck	Jim Hines	Bill Schuette	Write-in	Overvotes	Undervotes	Total ballots
City of Midland, Ward 2 Pct 2 ICP 1	69	22	9	183	0	0	0	536
<b>Total</b>	<b>69</b>	<b>22</b>	<b>9</b>	<b>183</b>	<b>0</b>	<b>0</b>	<b>0</b>	<b>536</b>

### United States Senator (R) (Vote for 1)

Tabulator	John James	Sandy Pensler	Write-in	Overvotes	Undervotes	Total ballots
City of Midland, Ward 2 Pct 2 ICP 1	153	109	0	0	21	536
<b>Total</b>	<b>153</b>	<b>109</b>	<b>0</b>	<b>0</b>	<b>21</b>	<b>536</b>

### Rep in Congress 4th (R) (Vote for 1)

Tabulator	John Moolenaar	Write-in	Overvotes	Undervotes	Total ballots
City of Midland, Ward 2 Pct 2 ICP 1	231	8	0	44	536
<b>Total</b>	<b>231</b>	<b>8</b>	<b>0</b>	<b>44</b>	<b>536</b>

### State Senator 36th (R) (Vote for 1)

Tabulator	Jim Stamas	Write-in	Overvotes	Undervotes	Total ballots
City of Midland, Ward 2 Pct 2 ICP 1	239	5	0	39	536
<b>Total</b>	<b>239</b>	<b>5</b>	<b>0</b>	<b>39</b>	<b>536</b>



**Rep in Legislature 98th District (R) (Vote for 1)**

Tabulator	Annette Glenn	Carl L. Hamann	Write-in	Overvotes	Undervotes	Total ballots
City of Midland, Ward 2 Pct 2 ICP 1	137	125	0	0	21	536
<b>Total</b>	<b>137</b>	<b>125</b>	<b>0</b>	<b>0</b>	<b>21</b>	<b>536</b>

**County Commissioner 7th District (R) (Vote for 1)**

Tabulator	Scott D. Noesen	Write-in	Overvotes	Undervotes	Total ballots
City of Midland, Ward 2 Pct 2 ICP 1	221	3	0	59	536
<b>Total</b>	<b>221</b>	<b>3</b>	<b>0</b>	<b>59</b>	<b>536</b>

**Delegate for City of Midland Ward 2 Pct 2 (R) (Vote for 4)**

Tabulator	Eric J. Friedman	Matthew B. Ivan	Scott D. Noesen	Write-in	Overvotes	Undervotes	Total ballots
City of Midland, Ward 2 Pct 2 ICP 1	140	132	160	5	0	695	536
<b>Total</b>	<b>140</b>	<b>132</b>	<b>160</b>	<b>5</b>	<b>0</b>	<b>695</b>	<b>536</b>

**Governor (D) (Vote for 1)**

Tabulator	Abdul EI-Sayed	Shri Thanedar	Gretchen Whitmer	Write-in	Overvotes	Undervotes	Total ballots
City of Midland, Ward 2 Pct 2 ICP 1	74	32	140	0	0	0	536
<b>Total</b>	<b>74</b>	<b>32</b>	<b>140</b>	<b>0</b>	<b>0</b>	<b>0</b>	<b>536</b>

**United States Senator (D) (Vote for 1)**

Tabulator	Abdul EI-Sayed	Shri Thanedar	Gretchen Whitmer	Write-in	Overvotes	Undervotes	Total ballots
City of Midland, Ward 2 Pct 2 ICP 1	74	32	140	0	0	0	536
<b>Total</b>	<b>74</b>	<b>32</b>	<b>140</b>	<b>0</b>	<b>0</b>	<b>0</b>	<b>536</b>

Tabulator	Debbie Stabenow	Write-in	Overvotes	Undervotes	Total ballots
City of Midland, Ward 2 Pct 2 ICP 1	232	1	0	13	536
<b>Total</b>	<b>232</b>	<b>1</b>	<b>0</b>	<b>13</b>	<b>536</b>

### Rep in Congress 4th (D) (Vote for 1)

Tabulator	Jerry Hilliard	Zigmond A. Kozicki	Write-in	Overvotes	Undervotes	Total ballots
City of Midland, Ward 2 Pct 2 ICP 1	81	139	2	0	24	536
<b>Total</b>	<b>81</b>	<b>139</b>	<b>2</b>	<b>0</b>	<b>24</b>	<b>536</b>

### State Senator 36th (D) (Vote for 1)

Tabulator	Joe Weir	Write-in	Overvotes	Undervotes	Total ballots
City of Midland, Ward 2 Pct 2 ICP 1	222	1	0	23	536
<b>Total</b>	<b>222</b>	<b>1</b>	<b>0</b>	<b>23</b>	<b>536</b>

### Rep in Legislature 98th District (D) (Vote for 1)

Tabulator	Sarah Schulz	Write-in	Overvotes	Undervotes	Total ballots
City of Midland, Ward 2 Pct 2 ICP 1	230	1	0	15	536
<b>Total</b>	<b>230</b>	<b>1</b>	<b>0</b>	<b>15</b>	<b>536</b>

### County Commissioner 7th District (D) (Vote for 1)

Tabulator	Write-in	Overvotes	Undervotes	Total ballots
City of Midland, Ward 2 Pct 2 ICP 1	22	0	224	536
<b>Total</b>	<b>22</b>	<b>0</b>	<b>224</b>	<b>536</b>

**Delegate for City of Midland Ward 2 Pct 2 (D) (Vote for 2)**

Tabulator	Sunny Leigh Yost	Write-in	Overvotes	Undervotes	Total ballots
City of Midland, Ward 2 Pct 2 ICP 1	210	2	0	280	536
<b>Total</b>	<b>210</b>	<b>2</b>	<b>0</b>	<b>280</b>	<b>536</b>

**Governor (L) (Vote for 1)**

Tabulator	Bill Gelineau	John J. Tatar	Write-in	Overvotes	Undervotes	Total ballots
City of Midland, Ward 2 Pct 2 ICP 1	0	0	0	0	0	536
<b>Total</b>	<b>0</b>	<b>0</b>	<b>0</b>	<b>0</b>	<b>0</b>	<b>536</b>

**United States Senator (L) (Vote for 1)**

Tabulator	Write-in	Overvotes	Undervotes	Total ballots
City of Midland, Ward 2 Pct 2 ICP 1	0	0	0	536
<b>Total</b>	<b>0</b>	<b>0</b>	<b>0</b>	<b>536</b>

**Rep in Congress 4th (L) (Vote for 1)**

Tabulator	Write-in	Overvotes	Undervotes	Total ballots
City of Midland, Ward 2 Pct 2 ICP 1	0	0	0	536
<b>Total</b>	<b>0</b>	<b>0</b>	<b>0</b>	<b>536</b>

**State Senator 36th (L) (Vote for 1)**

Tabulator	Write-in	Overvotes	Undervotes	Total ballots
City of Midland, Ward 2 Pct 2 ICP 1	0	0	0	536
<b>Total</b>	<b>0</b>	<b>0</b>	<b>0</b>	<b>536</b>

**Rep in Legislature 98th District (L) (Vote for 1)**

Tabulator	Write-in	Overvotes	Undervotes	Total ballots
City of Midland, Ward 2 Pct 2 ICP 1	0	0	0	536
<b>Total</b>	<b>0</b>	<b>0</b>	<b>0</b>	<b>536</b>

**County Commissioner 7th District (L) (Vote for 1)**

Tabulator	Write-in	Overvotes	Undervotes	Total ballots
City of Midland, Ward 2 Pct 2 ICP 1	0	0	0	536
<b>Total</b>	<b>0</b>	<b>0</b>	<b>0</b>	<b>536</b>

**Delegate for City of Midland Ward 2 Pct 2 (L) (Vote for 2)**

Tabulator	Write-in	Overvotes	Undervotes	Total ballots
City of Midland, Ward 2 Pct 2 ICP 1	0	0	0	536
<b>Total</b>	<b>0</b>	<b>0</b>	<b>0</b>	<b>536</b>

**County Proposal 1 SERVICES TO OLDER CITIZENS  
MILLAGE RENEWAL PROPOSAL (Vote for 1)**

Tabulator	Yes	No	Overvotes	Undervotes	Total ballots
City of Midland, Ward 2 Pct 2 ICP 1	429	74	0	33	536
<b>Total</b>	<b>429</b>	<b>74</b>	<b>0</b>	<b>33</b>	<b>536</b>

**County Proposal 2 ROAD MILLAGE RENEWAL  
PROPOSAL (Vote for 1)**

Tabulator	Yes	No	Overvotes	Undervotes	Total ballots
City of Midland, Ward 2 Pct 2 ICP 1	428	71	0	37	536
<b>Total</b>	<b>428</b>	<b>71</b>	<b>0</b>	<b>37</b>	<b>536</b>

## Results per Tabulator Midland August 2018

2018-08-07 21:13:19

### Governor (R) (Vote for 1)

Tabulator	Brian Calley	Patrick Colbeck	Jim Hines	Bill Schuette	Write-in	Overvotes	Undervotes	Total ballots
City of Midland, Ward 2 Pct 3 ICP 1	33	8	15	105	0	0	1	367
<b>Total</b>	<b>33</b>	<b>8</b>	<b>15</b>	<b>105</b>	<b>0</b>	<b>0</b>	<b>1</b>	<b>367</b>

### United States Senator (R) (Vote for 1)

Tabulator	John James	Sandy Pensler	Write-in	Overvotes	Undervotes	Total ballots
City of Midland, Ward 2 Pct 3 ICP 1	92	60	0	0	10	367
<b>Total</b>	<b>92</b>	<b>60</b>	<b>0</b>	<b>0</b>	<b>10</b>	<b>367</b>

### Rep in Congress 4th (R) (Vote for 1)

Tabulator	John Moolenaar	Write-in	Overvotes	Undervotes	Total ballots
City of Midland, Ward 2 Pct 3 ICP 1	137	2	0	23	367
<b>Total</b>	<b>137</b>	<b>2</b>	<b>0</b>	<b>23</b>	<b>367</b>

### State Senator 36th (R) (Vote for 1)

Tabulator	Jim Stamas	Write-in	Overvotes	Undervotes	Total ballots
City of Midland, Ward 2 Pct 3 ICP 1	141	2	0	19	367
<b>Total</b>	<b>141</b>	<b>2</b>	<b>0</b>	<b>19</b>	<b>367</b>

### Rep in Legislature 98th District (R) (Vote for 1)

Tabulator	Annette Glenn	Carl L. Hamann	Write-in	Overvotes	Undervotes	Total ballots
City of Midland, Ward 2 Pct 3 ICP 1	88	58	0	0	16	367
<b>Total</b>	<b>88</b>	<b>58</b>	<b>0</b>	<b>0</b>	<b>16</b>	<b>367</b>

### County Commissioner 7th District (R) (Vote for 1)

Tabulator	Scott D. Noesen	Write-in	Overvotes	Undervotes	Total ballots
City of Midland, Ward 2 Pct 3 ICP 1	132	1	0	29	367
<b>Total</b>	<b>132</b>	<b>1</b>	<b>0</b>	<b>29</b>	<b>367</b>

### Delegate for City of Midland Ward 2 Pct 3 (R) (Vote for 3)

Tabulator	Derek Maxwell	Write-in	Overvotes	Undervotes	Total ballots
City of Midland, Ward 2 Pct 3 ICP 1	129	2	0	355	367
<b>Total</b>	<b>129</b>	<b>2</b>	<b>0</b>	<b>355</b>	<b>367</b>

### Governor (D) (Vote for 1)

Tabulator	Abdul EI-Sayed	Shri Thanedar	Gretchen Whitmer	Write-in	Overvotes	Undervotes	Total ballots
City of Midland, Ward 2 Pct 3 ICP 1	84	28	87	0	0	1	367
<b>Total</b>	<b>84</b>	<b>28</b>	<b>87</b>	<b>0</b>	<b>0</b>	<b>1</b>	<b>367</b>

### United States Senator (D) (Vote for 1)

Tabulator			Overvotes	Undervotes	

	Debbie Stabenow	Write-in			Total ballots
City of Midland, Ward 2 Pct 3 ICP 1	177	2	0	21	367
<b>Total</b>	<b>177</b>	<b>2</b>	<b>0</b>	<b>21</b>	<b>367</b>

### Rep in Congress 4th (D) (Vote for 1)

Tabulator	Jerry Hilliard	Zigmond A. Kozicki	Write-in	Overvotes	Undervotes	Total ballots
City of Midland, Ward 2 Pct 3 ICP 1	88	90	1	0	21	367
<b>Total</b>	<b>88</b>	<b>90</b>	<b>1</b>	<b>0</b>	<b>21</b>	<b>367</b>

### State Senator 36th (D) (Vote for 1)

Tabulator	Joe Weir	Write-in	Overvotes	Undervotes	Total ballots
City of Midland, Ward 2 Pct 3 ICP 1	172	0	0	28	367
<b>Total</b>	<b>172</b>	<b>0</b>	<b>0</b>	<b>28</b>	<b>367</b>

### Rep in Legislature 98th District (D) (Vote for 1)

Tabulator	Sarah Schulz	Write-in	Overvotes	Undervotes	Total ballots
City of Midland, Ward 2 Pct 3 ICP 1	175	1	0	24	367
<b>Total</b>	<b>175</b>	<b>1</b>	<b>0</b>	<b>24</b>	<b>367</b>

### County Commissioner 7th District (D) (Vote for 1)

Tabulator	Write-in	Overvotes	Undervotes	Total ballots
City of Midland, Ward 2 Pct 3 ICP 1	21	0	179	367
<b>Total</b>	<b>21</b>	<b>0</b>	<b>179</b>	<b>367</b>

**Delegate for City of Midland Ward 2 Pct 3 (D) (Vote for 2)**

Tabulator	Write-in	Overvotes	Undervotes	Total ballots
City of Midland, Ward 2 Pct 3 ICP 1	16	0	384	367
<b>Total</b>	<b>16</b>	<b>0</b>	<b>384</b>	<b>367</b>

**Governor (L) (Vote for 1)**

Tabulator	Bill Gelineau	John J. Tatar	Write-in	Overvotes	Undervotes	Total ballots
City of Midland, Ward 2 Pct 3 ICP 1	1	0	0	0	0	367
<b>Total</b>	<b>1</b>	<b>0</b>	<b>0</b>	<b>0</b>	<b>0</b>	<b>367</b>

**United States Senator (L) (Vote for 1)**

Tabulator	Write-in	Overvotes	Undervotes	Total ballots
City of Midland, Ward 2 Pct 3 ICP 1	0	0	1	367
<b>Total</b>	<b>0</b>	<b>0</b>	<b>1</b>	<b>367</b>

**Rep in Congress 4th (L) (Vote for 1)**

Tabulator	Write-in	Overvotes	Undervotes	Total ballots
City of Midland, Ward 2 Pct 3 ICP 1	0	0	1	367
<b>Total</b>	<b>0</b>	<b>0</b>	<b>1</b>	<b>367</b>

**State Senator 36th (L) (Vote for 1)**

Tabulator	Write-in	Overvotes	Undervotes	Total ballots
City of Midland, Ward 2 Pct 3 ICP 1	0	0	1	367
<b>Total</b>	<b>0</b>	<b>0</b>	<b>1</b>	<b>367</b>

**Rep in Legislature 98th District (L) (Vote for 1)**

Tabulator	Write-in	Overvotes	Undervotes	Total ballots
-----------	----------	-----------	------------	---------------



City of Midland, Ward 2 Pct 3 ICP 1	0	0	1	367
<b>Total</b>	<b>0</b>	<b>0</b>	<b>1</b>	<b>367</b>

**County Commissioner 7th District (L) (Vote for 1)**

Tabulator	Write-in	Overvotes	Undervotes	Total ballots
City of Midland, Ward 2 Pct 3 ICP 1	0	0	1	367
<b>Total</b>	<b>0</b>	<b>0</b>	<b>1</b>	<b>367</b>

**Delegate for City of Midland Ward 2 Pct 3 (L) (Vote for 2)**

Tabulator	Write-in	Overvotes	Undervotes	Total ballots
City of Midland, Ward 2 Pct 3 ICP 1	0	0	2	367
<b>Total</b>	<b>0</b>	<b>0</b>	<b>2</b>	<b>367</b>

**County Proposal 1 SERVICES TO OLDER CITIZENS MILLAGE RENEWAL PROPOSAL (Vote for 1)**

Tabulator	Yes	No	Overvotes	Undervotes	Total ballots
City of Midland, Ward 2 Pct 3 ICP 1	282	65	0	20	367
<b>Total</b>	<b>282</b>	<b>65</b>	<b>0</b>	<b>20</b>	<b>367</b>

**County Proposal 2 ROAD MILLAGE RENEWAL PROPOSAL (Vote for 1)**

Tabulator	Yes	No	Overvotes	Undervotes	Total ballots
City of Midland, Ward 2 Pct 3 ICP 1	277	70	0	20	367
<b>Total</b>	<b>277</b>	<b>70</b>	<b>0</b>	<b>20</b>	<b>367</b>

**County Proposal 3 EMERGENCY MEDICAL SERVICES (EMS) MILLAGE RENEWAL PROPOSAL (Vote for 1)**

Tabulator	Yes	No	Overvotes	Undervotes	Total ballots
City of Midland, Ward 2 Pct 3 ICP 1	294	54	0	19	367

## Results per Tabulator Midland August 2018

2018-08-07 21:14:03

### Governor (R) (Vote for 1)

Tabulator	Brian Calley	Patrick Colbeck	Jim Hines	Bill Schuette	Write-in	Overvotes	Undervotes	Total ballots
City of Midland, Ward 2 Pct 4 ICP 1	48	8	34	216	0	0	3	553
<b>Total</b>	<b>48</b>	<b>8</b>	<b>34</b>	<b>216</b>	<b>0</b>	<b>0</b>	<b>3</b>	<b>553</b>

### United States Senator (R) (Vote for 1)

Tabulator	John James	Sandy Pensler	Write-in	Overvotes	Undervotes	Total ballots
City of Midland, Ward 2 Pct 4 ICP 1	170	120	0	0	19	553
<b>Total</b>	<b>170</b>	<b>120</b>	<b>0</b>	<b>0</b>	<b>19</b>	<b>553</b>

### Rep in Congress 4th (R) (Vote for 1)

Tabulator	John Moolenaar	Write-in	Overvotes	Undervotes	Total ballots
City of Midland, Ward 2 Pct 4 ICP 1	274	1	0	34	553
<b>Total</b>	<b>274</b>	<b>1</b>	<b>0</b>	<b>34</b>	<b>553</b>

### State Senator 36th (R) (Vote for 1)

Tabulator	Jim Stamas	Write-in	Overvotes	Undervotes	Total ballots
City of Midland, Ward 2 Pct 4 ICP 1	274	2	0	33	553
<b>Total</b>	<b>274</b>	<b>2</b>	<b>0</b>	<b>33</b>	<b>553</b>

### Rep in Legislature 98th District (R) (Vote for 1)

Tabulator	Annette Glenn	Carl L. Hamann	Write-in	Overvotes	Undervotes	Total ballots
City of Midland, Ward 2 Pct 4 ICP 1	149	126	2	0	32	553
<b>Total</b>	<b>149</b>	<b>126</b>	<b>2</b>	<b>0</b>	<b>32</b>	<b>553</b>

### County Commissioner 5th District (R) (Vote for 1)

Tabulator	Jim Geisler	Write-in	Overvotes	Undervotes	Total ballots
City of Midland, Ward 2 Pct 4 ICP 1	266	1	0	42	553
<b>Total</b>	<b>266</b>	<b>1</b>	<b>0</b>	<b>42</b>	<b>553</b>

### Delegate for City of Midland Ward 2 Pct 4 (R) (Vote for 5)

Tabulator	Jonathan M. Horbal	Amy Moolenaar	Write-in	Overvotes	Undervotes	Total ballots
City of Midland, Ward 2 Pct 4 ICP 1	173	203	3	0	1,166	553
<b>Total</b>	<b>173</b>	<b>203</b>	<b>3</b>	<b>0</b>	<b>1,166</b>	<b>553</b>

### Governor (D) (Vote for 1)

Tabulator	Abdul EI-Sayed	Shri Thanedar	Gretchen Whitmer	Write-in	Overvotes	Undervotes	Total ballots
City of Midland, Ward 2 Pct 4 ICP 1	69	28	140	0	0	0	553
<b>Total</b>	<b>69</b>	<b>28</b>	<b>140</b>	<b>0</b>	<b>0</b>	<b>0</b>	<b>553</b>

### United States Senator (D) (Vote for 1)

Tabulator			Overvotes	Undervotes	

	Debbie Stabenow	Write-in			Total ballots
City of Midland, Ward 2 Pct 4 ICP 1	217	2	0	18	553
<b>Total</b>	<b>217</b>	<b>2</b>	<b>0</b>	<b>18</b>	<b>553</b>

### Rep in Congress 4th (D) (Vote for 1)

Tabulator	Jerry Hilliard	Zigmond A. Kozicki	Write-in	Overvotes	Undervotes	Total ballots
City of Midland, Ward 2 Pct 4 ICP 1	92	120	3	0	22	553
<b>Total</b>	<b>92</b>	<b>120</b>	<b>3</b>	<b>0</b>	<b>22</b>	<b>553</b>

### State Senator 36th (D) (Vote for 1)

Tabulator	Joe Weir	Write-in	Overvotes	Undervotes	Total ballots
City of Midland, Ward 2 Pct 4 ICP 1	211	3	0	23	553
<b>Total</b>	<b>211</b>	<b>3</b>	<b>0</b>	<b>23</b>	<b>553</b>

### Rep in Legislature 98th District (D) (Vote for 1)

Tabulator	Sarah Schulz	Write-in	Overvotes	Undervotes	Total ballots
City of Midland, Ward 2 Pct 4 ICP 1	216	2	0	19	553
<b>Total</b>	<b>216</b>	<b>2</b>	<b>0</b>	<b>19</b>	<b>553</b>

### County Commissioner 5th District (D) (Vote for 1)

Tabulator	Jeff Havens	Write-in	Overvotes	Undervotes	Total ballots
City of Midland, Ward 2 Pct 4 ICP 1	204	3	0	30	553
<b>Total</b>	<b>204</b>	<b>3</b>	<b>0</b>	<b>30</b>	<b>553</b>

**Delegate for City of Midland Ward 2 Pct 4 (D) (Vote for 2)**

Tabulator	Gerard Paul Butler	Shannon Froese	Write-in	Overvotes	Undervotes	Total ballots
City of Midland, Ward 2 Pct 4 ICP 1	127	177	2	0	168	553
<b>Total</b>	<b>127</b>	<b>177</b>	<b>2</b>	<b>0</b>	<b>168</b>	<b>553</b>

**Governor (L) (Vote for 1)**

Tabulator	Bill Gelineau	John J. Tatar	Write-in	Overvotes	Undervotes	Total ballots
City of Midland, Ward 2 Pct 4 ICP 1	2	0	0	0	0	553
<b>Total</b>	<b>2</b>	<b>0</b>	<b>0</b>	<b>0</b>	<b>0</b>	<b>553</b>

**United States Senator (L) (Vote for 1)**

Tabulator	Write-in	Overvotes	Undervotes	Total ballots
City of Midland, Ward 2 Pct 4 ICP 1	0	0	2	553
<b>Total</b>	<b>0</b>	<b>0</b>	<b>2</b>	<b>553</b>

**Rep in Congress 4th (L) (Vote for 1)**

Tabulator	Write-in	Overvotes	Undervotes	Total ballots
City of Midland, Ward 2 Pct 4 ICP 1	0	0	2	553
<b>Total</b>	<b>0</b>	<b>0</b>	<b>2</b>	<b>553</b>

**State Senator 36th (L) (Vote for 1)**

Tabulator	Write-in	Overvotes	Undervotes	Total ballots
City of Midland, Ward 2 Pct 4 ICP 1	0	0	2	553
<b>Total</b>	<b>0</b>	<b>0</b>	<b>2</b>	<b>553</b>

**Rep in Legislature 98th District (L) (Vote for 1)**

Tabulator	Write-in	Overvotes	Undervotes	Total ballots
City of Midland, Ward 2 Pct 4 ICP 1	0	0	2	553
<b>Total</b>	<b>0</b>	<b>0</b>	<b>2</b>	<b>553</b>

**County Commissioner 5th District (L) (Vote for 1)**

Tabulator	Write-in	Overvotes	Undervotes	Total ballots
City of Midland, Ward 2 Pct 4 ICP 1	0	0	2	553
<b>Total</b>	<b>0</b>	<b>0</b>	<b>2</b>	<b>553</b>

**Delegate for City of Midland Ward 2 Pct 4 (L) (Vote for 2)**

Tabulator	Write-in	Overvotes	Undervotes	Total ballots
City of Midland, Ward 2 Pct 4 ICP 1	0	0	4	553
<b>Total</b>	<b>0</b>	<b>0</b>	<b>4</b>	<b>553</b>

**County Proposal 1 SERVICES TO OLDER CITIZENS  
MILLAGE RENEWAL PROPOSAL (Vote for 1)**

Tabulator	Yes	No	Overvotes	Undervotes	Total ballots
City of Midland, Ward 2 Pct 4 ICP 1	448	72	0	33	553
<b>Total</b>	<b>448</b>	<b>72</b>	<b>0</b>	<b>33</b>	<b>553</b>

**County Proposal 2 ROAD MILLAGE RENEWAL  
PROPOSAL (Vote for 1)**

Tabulator	Yes	No	Overvotes	Undervotes	Total ballots
City of Midland, Ward 2 Pct 4 ICP 1	440	83	0	30	553
<b>Total</b>	<b>440</b>	<b>83</b>	<b>0</b>	<b>30</b>	<b>553</b>

## Results per Tabulator Midland August 2018

2018-08-07 22:21:17

### Governor (R) (Vote for 1)

Tabulator	Brian Calley	Patrick Colbeck	Jim Hines	Bill Schuette	Write-in	Overvotes	Undervotes	Total ballots
City of Midland, Ward 3 Pct 1 ICP 1	52	26	14	210	0	0	0	545
<b>Total</b>	<b>52</b>	<b>26</b>	<b>14</b>	<b>210</b>	<b>0</b>	<b>0</b>	<b>0</b>	<b>545</b>

### United States Senator (R) (Vote for 1)

Tabulator	John James	Sandy Pensler	Write-in	Overvotes	Undervotes	Total ballots
City of Midland, Ward 3 Pct 1 ICP 1	171	113	0	0	18	545
<b>Total</b>	<b>171</b>	<b>113</b>	<b>0</b>	<b>0</b>	<b>18</b>	<b>545</b>

### Rep in Congress 4th (R) (Vote for 1)

Tabulator	John Moolenaar	Write-in	Overvotes	Undervotes	Total ballots
City of Midland, Ward 3 Pct 1 ICP 1	266	1	0	35	545
<b>Total</b>	<b>266</b>	<b>1</b>	<b>0</b>	<b>35</b>	<b>545</b>

### State Senator 36th (R) (Vote for 1)

Tabulator	Jim Stamas	Write-in	Overvotes	Undervotes	Total ballots
City of Midland, Ward 3 Pct 1 ICP 1	262	0	0	40	545
<b>Total</b>	<b>262</b>	<b>0</b>	<b>0</b>	<b>40</b>	<b>545</b>

**Rep in Legislature 98th District (R) (Vote for 1)**

Tabulator	Annette Glenn	Carl L. Hamann	Write-in	Overvotes	Undervotes	Total ballots
City of Midland, Ward 3 Pct 1 ICP 1	175	102	0	0	25	545
<b>Total</b>	<b>175</b>	<b>102</b>	<b>0</b>	<b>0</b>	<b>25</b>	<b>545</b>

**County Commissioner 5th District (R) (Vote for 1)**

Tabulator	Jim Geisler	Write-in	Overvotes	Undervotes	Total ballots
City of Midland, Ward 3 Pct 1 ICP 1	252	0	0	50	545
<b>Total</b>	<b>252</b>	<b>0</b>	<b>0</b>	<b>50</b>	<b>545</b>

**Delegate for City of Midland Ward 3 Pct 1 (R) (Vote for 4)**

Tabulator	Jim Geisler	Richard M. Handlon	Write-in	Overvotes	Undervotes	Total ballots
City of Midland, Ward 3 Pct 1 ICP 1	202	140	1	0	865	545
<b>Total</b>	<b>202</b>	<b>140</b>	<b>1</b>	<b>0</b>	<b>865</b>	<b>545</b>

**Governor (D) (Vote for 1)**

Tabulator	Abdul El-Sayed	Shri Thanedar	Gretchen Whitmer	Write-in	Overvotes	Undervotes	Total ballots
City of Midland, Ward 3 Pct 1 ICP 1	84	22	130	0	0	1	545
<b>Total</b>	<b>84</b>	<b>22</b>	<b>130</b>	<b>0</b>	<b>0</b>	<b>1</b>	<b>545</b>

**United States Senator (D) (Vote for 1)**

Tabulator			Overvotes	Undervotes	



	Debbie Stabenow	Write-in			Total ballots
City of Midland, Ward 3 Pct 1 ICP 1	216	2	0	19	545
<b>Total</b>	<b>216</b>	<b>2</b>	<b>0</b>	<b>19</b>	<b>545</b>

### Rep in Congress 4th (D) (Vote for 1)

Tabulator	Jerry Hilliard	Zigmond A. Kozicki	Write-in	Overvotes	Undervotes	Total ballots
City of Midland, Ward 3 Pct 1 ICP 1	108	97	0	0	32	545
<b>Total</b>	<b>108</b>	<b>97</b>	<b>0</b>	<b>0</b>	<b>32</b>	<b>545</b>

### State Senator 36th (D) (Vote for 1)

Tabulator	Joe Weir	Write-in	Overvotes	Undervotes	Total ballots
City of Midland, Ward 3 Pct 1 ICP 1	201	4	0	32	545
<b>Total</b>	<b>201</b>	<b>4</b>	<b>0</b>	<b>32</b>	<b>545</b>

### Rep in Legislature 98th District (D) (Vote for 1)

Tabulator	Sarah Schulz	Write-in	Overvotes	Undervotes	Total ballots
City of Midland, Ward 3 Pct 1 ICP 1	210	1	0	26	545
<b>Total</b>	<b>210</b>	<b>1</b>	<b>0</b>	<b>26</b>	<b>545</b>

### County Commissioner 5th District (D) (Vote for 1)

Tabulator	Jeff Havens	Write-in	Overvotes	Undervotes	Total ballots
City of Midland, Ward 3 Pct 1 ICP 1	193	0	0	44	545
<b>Total</b>	<b>193</b>	<b>0</b>	<b>0</b>	<b>44</b>	<b>545</b>

**Delegate for City of Midland Ward 3 Pct 1 (D) (Vote for 2)**

Tabulator	Write-in	Overvotes	Undervotes	Total ballots
City of Midland, Ward 3 Pct 1 ICP 1	17	0	457	545
<b>Total</b>	<b>17</b>	<b>0</b>	<b>457</b>	<b>545</b>

**Governor (L) (Vote for 1)**

Tabulator	Bill Gelineau	John J. Tatar	Write-in	Overvotes	Undervotes	Total ballots
City of Midland, Ward 3 Pct 1 ICP 1	1	0	0	0	0	545
<b>Total</b>	<b>1</b>	<b>0</b>	<b>0</b>	<b>0</b>	<b>0</b>	<b>545</b>

**United States Senator (L) (Vote for 1)**

Tabulator	Write-in	Overvotes	Undervotes	Total ballots
City of Midland, Ward 3 Pct 1 ICP 1	0	0	1	545
<b>Total</b>	<b>0</b>	<b>0</b>	<b>1</b>	<b>545</b>

**Rep in Congress 4th (L) (Vote for 1)**

Tabulator	Write-in	Overvotes	Undervotes	Total ballots
City of Midland, Ward 3 Pct 1 ICP 1	0	0	1	545
<b>Total</b>	<b>0</b>	<b>0</b>	<b>1</b>	<b>545</b>

**State Senator 36th (L) (Vote for 1)**

Tabulator	Write-in	Overvotes	Undervotes	Total ballots
City of Midland, Ward 3 Pct 1 ICP 1	0	0	1	545
<b>Total</b>	<b>0</b>	<b>0</b>	<b>1</b>	<b>545</b>

**Rep in Legislature 98th District (L) (Vote for 1)**

Tabulator	Write-in	Overvotes	Undervotes	Total ballots
City of Midland, Ward 3 Pct 1 ICP 1	0	0	1	545
<b>Total</b>	<b>0</b>	<b>0</b>	<b>1</b>	<b>545</b>

**County Commissioner 5th District (L) (Vote for 1)**

Tabulator	Write-in	Overvotes	Undervotes	Total ballots
City of Midland, Ward 3 Pct 1 ICP 1	0	0	1	545
<b>Total</b>	<b>0</b>	<b>0</b>	<b>1</b>	<b>545</b>

**Delegate for City of Midland Ward 3 Pct 1 (L) (Vote for 2)**

Tabulator	Write-in	Overvotes	Undervotes	Total ballots
City of Midland, Ward 3 Pct 1 ICP 1	0	0	2	545
<b>Total</b>	<b>0</b>	<b>0</b>	<b>2</b>	<b>545</b>

**County Proposal 1 SERVICES TO OLDER CITIZENS  
MILLAGE RENEWAL PROPOSAL (Vote for 1)**

Tabulator	Yes	No	Overvotes	Undervotes	Total ballots
City of Midland, Ward 3 Pct 1 ICP 1	453	63	1	28	545
<b>Total</b>	<b>453</b>	<b>63</b>	<b>1</b>	<b>28</b>	<b>545</b>

**County Proposal 2 ROAD MILLAGE RENEWAL  
PROPOSAL (Vote for 1)**

Tabulator	Yes	No	Overvotes	Undervotes	Total ballots
City of Midland, Ward 3 Pct 1 ICP 1	452	67	0	26	545
<b>Total</b>	<b>452</b>	<b>67</b>	<b>0</b>	<b>26</b>	<b>545</b>

## Results per Tabulator Midland August 2018

2018-08-07 21:15:35

### Governor (R) (Vote for 1)

Tabulator	Brian Calley	Patrick Colbeck	Jim Hines	Bill Schuette	Write-in	Overvotes	Undervotes	Total ballots
City of Midland, Ward 3 Pct 2 ICP 1	45	12	22	192	0	0	0	484
<b>Total</b>	<b>45</b>	<b>12</b>	<b>22</b>	<b>192</b>	<b>0</b>	<b>0</b>	<b>0</b>	<b>484</b>

### United States Senator (R) (Vote for 1)

Tabulator	John James	Sandy Pensler	Write-in	Overvotes	Undervotes	Total ballots
City of Midland, Ward 3 Pct 2 ICP 1	150	100	0	0	21	484
<b>Total</b>	<b>150</b>	<b>100</b>	<b>0</b>	<b>0</b>	<b>21</b>	<b>484</b>

### Rep in Congress 4th (R) (Vote for 1)

Tabulator	John Moolenaar	Write-in	Overvotes	Undervotes	Total ballots
City of Midland, Ward 3 Pct 2 ICP 1	235	2	0	34	484
<b>Total</b>	<b>235</b>	<b>2</b>	<b>0</b>	<b>34</b>	<b>484</b>

### State Senator 36th (R) (Vote for 1)

Tabulator	Jim Stamas	Write-in	Overvotes	Undervotes	Total ballots
City of Midland, Ward 3 Pct 2 ICP 1	242	0	0	29	484
<b>Total</b>	<b>242</b>	<b>0</b>	<b>0</b>	<b>29</b>	<b>484</b>

### Rep in Legislature 98th District (R) (Vote for 1)

Tabulator	Annette Glenn	Carl L. Hamann	Write-in	Overvotes	Undervotes	Total ballots
City of Midland, Ward 3 Pct 2 ICP 1	157	99	0	0	15	484
<b>Total</b>	<b>157</b>	<b>99</b>	<b>0</b>	<b>0</b>	<b>15</b>	<b>484</b>

### County Commissioner 5th District (R) (Vote for 1)

Tabulator	Jim Geisler	Write-in	Overvotes	Undervotes	Total ballots
City of Midland, Ward 3 Pct 2 ICP 1	226	0	0	45	484
<b>Total</b>	<b>226</b>	<b>0</b>	<b>0</b>	<b>45</b>	<b>484</b>

### Delegate for City of Midland Ward 3 Pct 2 (R) (Vote for 4)

Tabulator	J. Dee Brooks	Fran J. Hunt	Write-in	Overvotes	Undervotes	Total ballots
City of Midland, Ward 3 Pct 2 ICP 1	212	115	2	0	755	484
<b>Total</b>	<b>212</b>	<b>115</b>	<b>2</b>	<b>0</b>	<b>755</b>	<b>484</b>

### Governor (D) (Vote for 1)

Tabulator	Abdul El-Sayed	Shri Thanedar	Gretchen Whitmer	Write-in	Overvotes	Undervotes	Total ballots
City of Midland, Ward 3 Pct 2 ICP 1	77	25	104	1	0	0	484
<b>Total</b>	<b>77</b>	<b>25</b>	<b>104</b>	<b>1</b>	<b>0</b>	<b>0</b>	<b>484</b>

### United States Senator (D) (Vote for 1)

Tabulator	Overvotes	Undervotes

	Debbie Stabenow	Write-in			Total ballots
City of Midland, Ward 3 Pct 2 ICP 1	195	1	0	11	484
<b>Total</b>	<b>195</b>	<b>1</b>	<b>0</b>	<b>11</b>	<b>484</b>

### Rep in Congress 4th (D) (Vote for 1)

Tabulator	Jerry Hilliard	Zigmond A. Kozicki	Write-in	Overvotes	Undervotes	Total ballots
City of Midland, Ward 3 Pct 2 ICP 1	82	104	1	0	20	484
<b>Total</b>	<b>82</b>	<b>104</b>	<b>1</b>	<b>0</b>	<b>20</b>	<b>484</b>

### State Senator 36th (D) (Vote for 1)

Tabulator	Joe Weir	Write-in	Overvotes	Undervotes	Total ballots
City of Midland, Ward 3 Pct 2 ICP 1	186	1	0	20	484
<b>Total</b>	<b>186</b>	<b>1</b>	<b>0</b>	<b>20</b>	<b>484</b>

### Rep in Legislature 98th District (D) (Vote for 1)

Tabulator	Sarah Schulz	Write-in	Overvotes	Undervotes	Total ballots
City of Midland, Ward 3 Pct 2 ICP 1	190	1	0	16	484
<b>Total</b>	<b>190</b>	<b>1</b>	<b>0</b>	<b>16</b>	<b>484</b>

### County Commissioner 5th District (D) (Vote for 1)

Tabulator	Jeff Havens	Write-in	Overvotes	Undervotes	Total ballots
City of Midland, Ward 3 Pct 2 ICP 1	185	1	0	21	484
<b>Total</b>	<b>185</b>	<b>1</b>	<b>0</b>	<b>21</b>	<b>484</b>

**Delegate for City of Midland Ward 3 Pct 2 (D) (Vote for 2)**

Tabulator	Claudia Warren	Write-in	Overvotes	Undervotes	Total ballots
City of Midland, Ward 3 Pct 2 ICP 1	186	3	0	225	484
<b>Total</b>	<b>186</b>	<b>3</b>	<b>0</b>	<b>225</b>	<b>484</b>

**Governor (L) (Vote for 1)**

Tabulator	Bill Gelineau	John J. Tatar	Write-in	Overvotes	Undervotes	Total ballots
City of Midland, Ward 3 Pct 2 ICP 1	2	1	0	0	0	484
<b>Total</b>	<b>2</b>	<b>1</b>	<b>0</b>	<b>0</b>	<b>0</b>	<b>484</b>

**United States Senator (L) (Vote for 1)**

Tabulator	Write-in	Overvotes	Undervotes	Total ballots
City of Midland, Ward 3 Pct 2 ICP 1	0	0	3	484
<b>Total</b>	<b>0</b>	<b>0</b>	<b>3</b>	<b>484</b>

**Rep in Congress 4th (L) (Vote for 1)**

Tabulator	Write-in	Overvotes	Undervotes	Total ballots
City of Midland, Ward 3 Pct 2 ICP 1	0	0	3	484
<b>Total</b>	<b>0</b>	<b>0</b>	<b>3</b>	<b>484</b>

**State Senator 36th (L) (Vote for 1)**

Tabulator	Write-in	Overvotes	Undervotes	Total ballots
City of Midland, Ward 3 Pct 2 ICP 1	0	0	3	484
<b>Total</b>	<b>0</b>	<b>0</b>	<b>3</b>	<b>484</b>

**Rep in Legislature 98th District (L) (Vote for 1)**

Tabulator	Write-in	Overvotes	Undervotes	Total ballots
City of Midland, Ward 3 Pct 2 ICP 1	0	0	3	484
<b>Total</b>	<b>0</b>	<b>0</b>	<b>3</b>	<b>484</b>

**County Commissioner 5th District (L) (Vote for 1)**

Tabulator	Write-in	Overvotes	Undervotes	Total ballots
City of Midland, Ward 3 Pct 2 ICP 1	0	0	3	484
<b>Total</b>	<b>0</b>	<b>0</b>	<b>3</b>	<b>484</b>

**Delegate for City of Midland Ward 3 Pct 2 (L) (Vote for 2)**

Tabulator	Write-in	Overvotes	Undervotes	Total ballots
City of Midland, Ward 3 Pct 2 ICP 1	0	0	6	484
<b>Total</b>	<b>0</b>	<b>0</b>	<b>6</b>	<b>484</b>

**County Proposal 1 SERVICES TO OLDER CITIZENS  
MILLAGE RENEWAL PROPOSAL (Vote for 1)**

Tabulator	Yes	No	Overvotes	Undervotes	Total ballots
City of Midland, Ward 3 Pct 2 ICP 1	383	83	0	18	484
<b>Total</b>	<b>383</b>	<b>83</b>	<b>0</b>	<b>18</b>	<b>484</b>

**County Proposal 2 ROAD MILLAGE RENEWAL  
PROPOSAL (Vote for 1)**

Tabulator	Yes	No	Overvotes	Undervotes	Total ballots
City of Midland, Ward 3 Pct 2 ICP 1	397	68	0	19	484
<b>Total</b>	<b>397</b>	<b>68</b>	<b>0</b>	<b>19</b>	<b>484</b>



## Results per Tabulator Midland August 2018

2018-08-07 21:19:45

### Governor (R) (Vote for 1)

Tabulator	Brian Calley	Patrick Colbeck	Jim Hines	Bill Schuette	Write-in	Overvotes	Undervotes	Total ballots
City of Midland, Ward 3 Pct 3 ICP 1	40	10	12	278	0	0	1	479
<b>Total</b>	<b>40</b>	<b>10</b>	<b>12</b>	<b>278</b>	<b>0</b>	<b>0</b>	<b>1</b>	<b>479</b>

### United States Senator (R) (Vote for 1)

Tabulator	John James	Sandy Pensler	Write-in	Overvotes	Undervotes	Total ballots
City of Midland, Ward 3 Pct 3 ICP 1	162	159	1	0	19	479
<b>Total</b>	<b>162</b>	<b>159</b>	<b>1</b>	<b>0</b>	<b>19</b>	<b>479</b>

### Rep in Congress 4th (R) (Vote for 1)

Tabulator	John Moolenaar	Write-in	Overvotes	Undervotes	Total ballots
City of Midland, Ward 3 Pct 3 ICP 1	308	2	0	31	479
<b>Total</b>	<b>308</b>	<b>2</b>	<b>0</b>	<b>31</b>	<b>479</b>

### State Senator 36th (R) (Vote for 1)

Tabulator	Jim Stamas	Write-in	Overvotes	Undervotes	Total ballots
City of Midland, Ward 3 Pct 3 ICP 1	310	1	0	30	479
<b>Total</b>	<b>310</b>	<b>1</b>	<b>0</b>	<b>30</b>	<b>479</b>

### Rep in Legislature 98th District (R) (Vote for 1)

Tabulator	Annette Glenn	Carl L. Hamann	Write-in	Overvotes	Undervotes	Total ballots
City of Midland, Ward 3 Pct 3 ICP 1	185	116	2	0	38	479
<b>Total</b>	<b>185</b>	<b>116</b>	<b>2</b>	<b>0</b>	<b>38</b>	<b>479</b>

**County Commissioner 5th District (R) (Vote for 1)**

Tabulator	Jim Geisler	Write-in	Overvotes	Undervotes	Total ballots
City of Midland, Ward 3 Pct 3 ICP 1	287	0	0	54	479
<b>Total</b>	<b>287</b>	<b>0</b>	<b>0</b>	<b>54</b>	<b>479</b>

**Delegate for City of Midland Ward 3 Pct 3 (R) (Vote for 5)**

Tabulator	Todd M. Gambrell	Jon Lauderbach	Cathy Leikhim	Tony Stamas	Christian Velasquez	Write-in	Overvotes	Undervotes	Total ballots
City of Midland, Ward 3 Pct 3 ICP 1	215	229	198	245	193	4	0	621	479
<b>Total</b>	<b>215</b>	<b>229</b>	<b>198</b>	<b>245</b>	<b>193</b>	<b>4</b>	<b>0</b>	<b>621</b>	<b>479</b>

**Governor (D) (Vote for 1)**

Tabulator	Abdul El-Sayed	Shri Thanedar	Gretchen Whitmer	Write-in	Overvotes	Undervotes	Total ballots
City of Midland, Ward 3 Pct 3 ICP 1	39	15	78	0	0	1	479
<b>Total</b>	<b>39</b>	<b>15</b>	<b>78</b>	<b>0</b>	<b>0</b>	<b>1</b>	<b>479</b>

**United States Senator (D) (Vote for 1)**

Tabulator	Debbie Stabenow	Write-in	Overvotes	Undervotes	Total ballots
City of Midland, Ward 3 Pct 3 ICP 1	122	1	0	10	479
<b>Total</b>	<b>122</b>	<b>1</b>	<b>0</b>	<b>10</b>	<b>479</b>

**Rep in Congress 4th (D) (Vote for 1)**

Tabulator	Jerry Hilliard	Zigmond A. Kozicki	Write-in	Overvotes	Undervotes	Total ballots
City of Midland, Ward 3 Pct 3 ICP 1	59	54	0	0	20	479
<b>Total</b>	<b>59</b>	<b>54</b>	<b>0</b>	<b>0</b>	<b>20</b>	<b>479</b>

**State Senator 36th (D) (Vote for 1)**

Tabulator	Joe Weir	Write-in	Overvotes	Undervotes	Total ballots
City of Midland, Ward 3 Pct 3 ICP 1	110	1	0	22	479
<b>Total</b>	<b>110</b>	<b>1</b>	<b>0</b>	<b>22</b>	<b>479</b>

**Rep in Legislature 98th District (D) (Vote for 1)**

Tabulator	Sarah Schulz	Write-in	Overvotes	Undervotes	Total ballots
City of Midland, Ward 3 Pct 3 ICP 1	114	1	0	18	479
<b>Total</b>	<b>114</b>	<b>1</b>	<b>0</b>	<b>18</b>	<b>479</b>

**County Commissioner 5th District (D) (Vote for 1)**

Tabulator	Jeff Havens	Write-in	Overvotes	Undervotes	Total ballots
City of Midland, Ward 3 Pct 3 ICP 1	106	1	0	26	479
<b>Total</b>	<b>106</b>	<b>1</b>	<b>0</b>	<b>26</b>	<b>479</b>

**Delegate for City of Midland Ward 3 Pct 3 (D) (Vote for 2)**

Tabulator	Write-in	Overvotes	Undervotes	Total ballots
City of Midland, Ward 3 Pct 3 ICP 1	4	0	262	479
<b>Total</b>	<b>4</b>	<b>0</b>	<b>262</b>	<b>479</b>

**Governor (L) (Vote for 1)**

Tabulator	Bill Gelineau	John J. Tatar	Write-in	Overvotes	Undervotes	Total ballots
City of Midland, Ward 3 Pct 3 ICP 1	1	0	0	0	0	479
<b>Total</b>	<b>1</b>	<b>0</b>	<b>0</b>	<b>0</b>	<b>0</b>	<b>479</b>

**United States Senator (L) (Vote for 1)**

Tabulator	Write-in	Overvotes	Undervotes	Total ballots
City of Midland, Ward 3 Pct 3 ICP 1	0	0	1	479
<b>Total</b>	<b>0</b>	<b>0</b>	<b>1</b>	<b>479</b>

**Rep in Congress 4th (L) (Vote for 1)**

Tabulator	Write-in	Overvotes	Undervotes	Total ballots
City of Midland, Ward 3 Pct 3 ICP 1	0	0	1	479
<b>Total</b>	<b>0</b>	<b>0</b>	<b>1</b>	<b>479</b>

**State Senator 36th (L) (Vote for 1)**

Tabulator	Write-in	Overvotes	Undervotes	Total ballots
City of Midland, Ward 3 Pct 3 ICP 1	0	0	1	479
<b>Total</b>	<b>0</b>	<b>0</b>	<b>1</b>	<b>479</b>

**Rep in Legislature 98th District (L) (Vote for 1)**

Tabulator	Write-in	Overvotes	Undervotes	Total ballots
City of Midland, Ward 3 Pct 3 ICP 1	0	0	1	479
<b>Total</b>	<b>0</b>	<b>0</b>	<b>1</b>	<b>479</b>

**County Commissioner 5th District (L) (Vote for 1)**

Tabulator	Write-in	Overvotes	Undervotes	Total ballots
City of Midland, Ward 3 Pct 3 ICP 1	0	0	1	479
<b>Total</b>	<b>0</b>	<b>0</b>	<b>1</b>	<b>479</b>

**Delegate for City of Midland Ward 3 Pct 3 (L) (Vote for 2)**

Tabulator	Write-in	Overvotes	Undervotes	Total ballots
City of Midland, Ward 3 Pct 3 ICP 1	0	0	2	479
<b>Total</b>	<b>0</b>	<b>0</b>	<b>2</b>	<b>479</b>

**County Proposal 1 SERVICES TO OLDER CITIZENS MILLAGE RENEWAL PROPOSAL (Vote for 1)**

Tabulator	Yes	No	Overvotes	Undervotes	Total ballots
City of Midland, Ward 3 Pct 3 ICP 1	382	66	0	31	479
<b>Total</b>	<b>382</b>	<b>66</b>	<b>0</b>	<b>31</b>	<b>479</b>

## Results per Tabulator Midland August 2018

2018-08-07 21:20:25

### Governor (R) (Vote for 1)

Tabulator	Brian Calley	Patrick Colbeck	Jim Hines	Bill Schuette	Write-in	Overvotes	Undervotes	Total ballots
City of Midland, Ward 3 Pct 4 ICP 1	56	20	32	282	1	0	4	627
<b>Total</b>	<b>56</b>	<b>20</b>	<b>32</b>	<b>282</b>	<b>1</b>	<b>0</b>	<b>4</b>	<b>627</b>

### United States Senator (R) (Vote for 1)

Tabulator	John James	Sandy Pensler	Write-in	Overvotes	Undervotes	Total ballots
City of Midland, Ward 3 Pct 4 ICP 1	210	149	0	0	36	627
<b>Total</b>	<b>210</b>	<b>149</b>	<b>0</b>	<b>0</b>	<b>36</b>	<b>627</b>

### Rep in Congress 4th (R) (Vote for 1)

Tabulator	John Moolenaar	Write-in	Overvotes	Undervotes	Total ballots
City of Midland, Ward 3 Pct 4 ICP 1	351	2	0	42	627
<b>Total</b>	<b>351</b>	<b>2</b>	<b>0</b>	<b>42</b>	<b>627</b>

### State Senator 36th (R) (Vote for 1)

Tabulator	Jim Stamas	Write-in	Overvotes	Undervotes	Total ballots
City of Midland, Ward 3 Pct 4 ICP 1	353	1	0	41	627
<b>Total</b>	<b>353</b>	<b>1</b>	<b>0</b>	<b>41</b>	<b>627</b>

### Rep in Legislature 98th District (R) (Vote for 1)

Tabulator	Annette Glenn	Carl L. Hamann	Write-in	Overvotes	Undervotes	Total ballots
City of Midland, Ward 3 Pct 4 ICP 1	209	141	0	0	45	627
<b>Total</b>	<b>209</b>	<b>141</b>	<b>0</b>	<b>0</b>	<b>45</b>	<b>627</b>

### County Commissioner 5th District (R) (Vote for 1)

Tabulator	Jim Geisler	Write-in	Overvotes	Undervotes	Total ballots
City of Midland, Ward 3 Pct 4 ICP 1	318	1	0	76	627
<b>Total</b>	<b>318</b>	<b>1</b>	<b>0</b>	<b>76</b>	<b>627</b>

### Delegate for City of Midland Ward 3 Pct 4 (R) (Vote for 5)

Tabulator	Ashton Bortz	Scott W. Kallgren	Roxann Lynn	Ashley Rapanos	Matt Rapanos	Write-in	Overvotes	Undervotes	Total ballots

	Roy C. Green	Cynthia Joye Kallgren	John F. Lynn									
City of Midland, Ward 3 Pct 4 ICP 1	151	166	144	119	150	144	140	149	1	5	806	627
<b>Total</b>	<b>151</b>	<b>166</b>	<b>144</b>	<b>119</b>	<b>150</b>	<b>144</b>	<b>140</b>	<b>149</b>	<b>1</b>	<b>5</b>	<b>806</b>	<b>627</b>

**Governor (D) (Vote for 1)**

Tabulator	Abdul El-Sayed	Shri Thanedar	Gretchen Whitmer	Write-in	Overvotes	Undervotes	Total ballots
City of Midland, Ward 3 Pct 4 ICP 1	57	31	134	0	1	0	627
<b>Total</b>	<b>57</b>	<b>31</b>	<b>134</b>	<b>0</b>	<b>1</b>	<b>0</b>	<b>627</b>

**United States Senator (D) (Vote for 1)**

Tabulator	Debbie Stabenow	Write-in	Overvotes	Undervotes	Total ballots
City of Midland, Ward 3 Pct 4 ICP 1	207	0	0	16	627
<b>Total</b>	<b>207</b>	<b>0</b>	<b>0</b>	<b>16</b>	<b>627</b>

**Rep in Congress 4th (D) (Vote for 1)**

Tabulator	Jerry Hilliard	Zigmond A. Kozicki	Write-in	Overvotes	Undervotes	Total ballots
City of Midland, Ward 3 Pct 4 ICP 1	107	91	1	0	24	627
<b>Total</b>	<b>107</b>	<b>91</b>	<b>1</b>	<b>0</b>	<b>24</b>	<b>627</b>

**State Senator 36th (D) (Vote for 1)**

Tabulator	Joe Weir	Write-in	Overvotes	Undervotes	Total ballots
City of Midland, Ward 3 Pct 4 ICP 1	192	0	0	31	627
<b>Total</b>	<b>192</b>	<b>0</b>	<b>0</b>	<b>31</b>	<b>627</b>

**Rep in Legislature 98th District (D) (Vote for 1)**

Tabulator	Sarah Schulz	Write-in	Overvotes	Undervotes	Total ballots
City of Midland, Ward 3 Pct 4 ICP 1	192	0	0	31	627
<b>Total</b>	<b>192</b>	<b>0</b>	<b>0</b>	<b>31</b>	<b>627</b>

**County Commissioner 5th District (D) (Vote for 1)**

Tabulator	Jeff Havens	Write-in	Overvotes	Undervotes	Total ballots
City of Midland, Ward 3 Pct 4 ICP 1	187	1	0	35	627
<b>Total</b>	<b>187</b>	<b>1</b>	<b>0</b>	<b>35</b>	<b>627</b>

**Delegate for City of Midland Ward 3 Pct 4 (D) (Vote for 2)**

Tabulator	Write-in	Overvotes	Undervotes	Total ballots
City of Midland, Ward 3 Pct 4 ICP 1	16	0	430	627
<b>Total</b>	<b>16</b>	<b>0</b>	<b>430</b>	<b>627</b>

**Governor (L) (Vote for 1)**

Tabulator	Bill Gelineau	John J. Tatar	Write-in	Overvotes	Undervotes	Total ballots
City of Midland, Ward 3 Pct 4 ICP 1	0	3	0	0	0	627
<b>Total</b>	<b>0</b>	<b>3</b>	<b>0</b>	<b>0</b>	<b>0</b>	<b>627</b>

**United States Senator (L) (Vote for 1)**

Tabulator	Write-in	Overvotes	Undervotes	Total ballots
City of Midland, Ward 3 Pct 4 ICP 1	0	0	3	627
<b>Total</b>	<b>0</b>	<b>0</b>	<b>3</b>	<b>627</b>

**Rep in Congress 4th (L) (Vote for 1)**

Tabulator	Write-in	Overvotes	Undervotes	Total ballots
City of Midland, Ward 3 Pct 4 ICP 1	0	0	3	627
<b>Total</b>	<b>0</b>	<b>0</b>	<b>3</b>	<b>627</b>

**State Senator 36th (L) (Vote for 1)**

Tabulator	Write-in	Overvotes	Undervotes	Total ballots
City of Midland, Ward 3 Pct 4 ICP 1	0	0	3	627
<b>Total</b>	<b>0</b>	<b>0</b>	<b>3</b>	<b>627</b>

**Rep in Legislature 98th District (L) (Vote for 1)**

Tabulator	Write-in	Overvotes	Undervotes	Total ballots
City of Midland, Ward 3 Pct 4 ICP 1	0	0	3	627
<b>Total</b>	<b>0</b>	<b>0</b>	<b>3</b>	<b>627</b>

**County Commissioner 5th District (L) (Vote for 1)**

Tabulator	Write-in	Overvotes	Undervotes	Total ballots
City of Midland, Ward 3 Pct 4 ICP 1	0	0	3	627
<b>Total</b>	<b>0</b>	<b>0</b>	<b>3</b>	<b>627</b>

**Delegate for City of Midland Ward 3 Pct 4 (L) (Vote for 2)**

Tabulator	Write-in	Overvotes	Undervotes	Total ballots
City of Midland, Ward 3 Pct 4 ICP 1	0	0	3	627
<b>Total</b>	<b>0</b>	<b>0</b>	<b>3</b>	<b>627</b>

## Results per Tabulator Midland August 2018

2018-08-07 21:20:25

### Governor (R) (Vote for 1)

Tabulator	Brian Calley	Patrick Colbeck	Jim Hines	Bill Schuette	Write-in	Overvotes	Undervotes	Total ballots
City of Midland, Ward 3 Pct 4 ICP 1	56	20	32	282	1	0	4	627
<b>Total</b>	<b>56</b>	<b>20</b>	<b>32</b>	<b>282</b>	<b>1</b>	<b>0</b>	<b>4</b>	<b>627</b>

### United States Senator (R) (Vote for 1)

Tabulator	John James	Sandy Pensler	Write-in	Overvotes	Undervotes	Total ballots
City of Midland, Ward 3 Pct 4 ICP 1	210	149	0	0	36	627
<b>Total</b>	<b>210</b>	<b>149</b>	<b>0</b>	<b>0</b>	<b>36</b>	<b>627</b>

### Rep in Congress 4th (R) (Vote for 1)

Tabulator	John Moolenaar	Write-in	Overvotes	Undervotes	Total ballots
City of Midland, Ward 3 Pct 4 ICP 1	351	2	0	42	627
<b>Total</b>	<b>351</b>	<b>2</b>	<b>0</b>	<b>42</b>	<b>627</b>

### State Senator 36th (R) (Vote for 1)

Tabulator	Jim Stamas	Write-in	Overvotes	Undervotes	Total ballots
City of Midland, Ward 3 Pct 4 ICP 1	353	1	0	41	627
<b>Total</b>	<b>353</b>	<b>1</b>	<b>0</b>	<b>41</b>	<b>627</b>

### Rep in Legislature 98th District (R) (Vote for 1)

Tabulator	Annette Glenn	Carl L. Hamann	Write-in	Overvotes	Undervotes	Total ballots
City of Midland, Ward 3 Pct 4 ICP 1	209	141	0	0	45	627
<b>Total</b>	<b>209</b>	<b>141</b>	<b>0</b>	<b>0</b>	<b>45</b>	<b>627</b>

### County Commissioner 5th District (R) (Vote for 1)

Tabulator	Jim Geisler	Write-in	Overvotes	Undervotes	Total ballots
City of Midland, Ward 3 Pct 4 ICP 1	318	1	0	76	627
<b>Total</b>	<b>318</b>	<b>1</b>	<b>0</b>	<b>76</b>	<b>627</b>

### Delegate for City of Midland Ward 3 Pct 4 (R) (Vote for 5)

Tabulator	Ashton Bortz	Scott W. Kallgren	Roxann Lynn	Ashley Rapanos	Matt Rapanos	Write-in	Overvotes	Undervotes	Total ballots



	Roy C. Green	Cynthia Joye Kallgren	John F. Lynn									
City of Midland, Ward 3 Pct 4 ICP 1	151	166	144	119	150	144	140	149	1	5	806	627
<b>Total</b>	<b>151</b>	<b>166</b>	<b>144</b>	<b>119</b>	<b>150</b>	<b>144</b>	<b>140</b>	<b>149</b>	<b>1</b>	<b>5</b>	<b>806</b>	<b>627</b>

**Governor (D) (Vote for 1)**

Tabulator	Abdul El-Sayed	Shri Thanedar	Gretchen Whitmer	Write-in	Overvotes	Undervotes	Total ballots
City of Midland, Ward 3 Pct 4 ICP 1	57	31	134	0	1	0	627
<b>Total</b>	<b>57</b>	<b>31</b>	<b>134</b>	<b>0</b>	<b>1</b>	<b>0</b>	<b>627</b>

**United States Senator (D) (Vote for 1)**

Tabulator	Debbie Stabenow	Write-in	Overvotes	Undervotes	Total ballots
City of Midland, Ward 3 Pct 4 ICP 1	207	0	0	16	627
<b>Total</b>	<b>207</b>	<b>0</b>	<b>0</b>	<b>16</b>	<b>627</b>

**Rep in Congress 4th (D) (Vote for 1)**

Tabulator	Jerry Hilliard	Zigmond A. Kozicki	Write-in	Overvotes	Undervotes	Total ballots
City of Midland, Ward 3 Pct 4 ICP 1	107	91	1	0	24	627
<b>Total</b>	<b>107</b>	<b>91</b>	<b>1</b>	<b>0</b>	<b>24</b>	<b>627</b>

**State Senator 36th (D) (Vote for 1)**

Tabulator	Joe Weir	Write-in	Overvotes	Undervotes	Total ballots
City of Midland, Ward 3 Pct 4 ICP 1	192	0	0	31	627
<b>Total</b>	<b>192</b>	<b>0</b>	<b>0</b>	<b>31</b>	<b>627</b>

**Rep in Legislature 98th District (D) (Vote for 1)**

Tabulator	Sarah Schulz	Write-in	Overvotes	Undervotes	Total ballots
City of Midland, Ward 3 Pct 4 ICP 1	192	0	0	31	627
<b>Total</b>	<b>192</b>	<b>0</b>	<b>0</b>	<b>31</b>	<b>627</b>

**County Commissioner 5th District (D) (Vote for 1)**

Tabulator	Jeff Havens	Write-in	Overvotes	Undervotes	Total ballots
City of Midland, Ward 3 Pct 4 ICP 1	187	1	0	35	627
<b>Total</b>	<b>187</b>	<b>1</b>	<b>0</b>	<b>35</b>	<b>627</b>

**Delegate for City of Midland Ward 3 Pct 4 (D) (Vote for 2)**

Tabulator	Write-in	Overvotes	Undervotes	Total ballots
City of Midland, Ward 3 Pct 4 ICP 1	16	0	430	627
<b>Total</b>	<b>16</b>	<b>0</b>	<b>430</b>	<b>627</b>

**Governor (L) (Vote for 1)**

Tabulator	Bill Gelineau	John J. Tatar	Write-in	Overvotes	Undervotes	Total ballots
City of Midland, Ward 3 Pct 4 ICP 1	0	3	0	0	0	627
<b>Total</b>	<b>0</b>	<b>3</b>	<b>0</b>	<b>0</b>	<b>0</b>	<b>627</b>

**United States Senator (L) (Vote for 1)**

Tabulator	Write-in	Overvotes	Undervotes	Total ballots
City of Midland, Ward 3 Pct 4 ICP 1	0	0	3	627
<b>Total</b>	<b>0</b>	<b>0</b>	<b>3</b>	<b>627</b>

**Rep in Congress 4th (L) (Vote for 1)**

Tabulator	Write-in	Overvotes	Undervotes	Total ballots
City of Midland, Ward 3 Pct 4 ICP 1	0	0	3	627
<b>Total</b>	<b>0</b>	<b>0</b>	<b>3</b>	<b>627</b>

**State Senator 36th (L) (Vote for 1)**

Tabulator	Write-in	Overvotes	Undervotes	Total ballots
City of Midland, Ward 3 Pct 4 ICP 1	0	0	3	627
<b>Total</b>	<b>0</b>	<b>0</b>	<b>3</b>	<b>627</b>

**Rep in Legislature 98th District (L) (Vote for 1)**

Tabulator	Write-in	Overvotes	Undervotes	Total ballots
City of Midland, Ward 3 Pct 4 ICP 1	0	0	3	627
<b>Total</b>	<b>0</b>	<b>0</b>	<b>3</b>	<b>627</b>

**County Commissioner 5th District (L) (Vote for 1)**

Tabulator	Write-in	Overvotes	Undervotes	Total ballots
City of Midland, Ward 3 Pct 4 ICP 1	0	0	3	627
<b>Total</b>	<b>0</b>	<b>0</b>	<b>3</b>	<b>627</b>

**Delegate for City of Midland Ward 3 Pct 4 (L) (Vote for 2)**

Tabulator	Write-in	Overvotes	Undervotes	Total ballots

## Results per Tabulator Midland August 2018

2018-08-07 22:22:55

### Governor (R) (Vote for 1)

Tabulator	Brian Calley	Patrick Colbeck	Jim Hines	Bill Schuette	Write-in	Overvotes	Undervotes	Total ballots
City of Midland, Ward 4 Pct 1 ICP 1	53	13	33	200	0	0	4	564
<b>Total</b>	<b>53</b>	<b>13</b>	<b>33</b>	<b>200</b>	<b>0</b>	<b>0</b>	<b>4</b>	<b>564</b>

### United States Senator (R) (Vote for 1)

Tabulator	John James	Sandy Pensler	Write-in	Overvotes	Undervotes	Total ballots
City of Midland, Ward 4 Pct 1 ICP 1	147	130	2	0	24	564
<b>Total</b>	<b>147</b>	<b>130</b>	<b>2</b>	<b>0</b>	<b>24</b>	<b>564</b>

### Rep in Congress 4th (R) (Vote for 1)

Tabulator	John Moolenaar	Write-in	Overvotes	Undervotes	Total ballots
City of Midland, Ward 4 Pct 1 ICP 1	265	2	0	36	564
<b>Total</b>	<b>265</b>	<b>2</b>	<b>0</b>	<b>36</b>	<b>564</b>

### State Senator 36th (R) (Vote for 1)

Tabulator	Jim Stamas	Write-in	Overvotes	Undervotes	Total ballots
City of Midland, Ward 4 Pct 1 ICP 1	263	2	0	38	564
<b>Total</b>	<b>263</b>	<b>2</b>	<b>0</b>	<b>38</b>	<b>564</b>

**Rep in Legislature 98th District (R) (Vote for 1)**

Tabulator	Annette Glenn	Carl L. Hamann	Write-in	Overvotes	Undervotes	Total ballots
City of Midland, Ward 4 Pct 1 ICP 1	158	106	2	0	37	564
<b>Total</b>	<b>158</b>	<b>106</b>	<b>2</b>	<b>0</b>	<b>37</b>	<b>564</b>

**County Commissioner 6th District (R) (Vote for 1)**

Tabulator	Eric A. Dorrien	Write-in	Overvotes	Undervotes	Total ballots
City of Midland, Ward 4 Pct 1 ICP 1	246	0	0	57	564
<b>Total</b>	<b>246</b>	<b>0</b>	<b>0</b>	<b>57</b>	<b>564</b>

**Delegate for City of Midland Ward 4 Pct 1 (R) (Vote for 4)**

Tabulator	Bryan Crosby	Write-in	Overvotes	Undervotes	Total ballots
City of Midland, Ward 4 Pct 1 ICP 1	243	1	0	968	564
<b>Total</b>	<b>243</b>	<b>1</b>	<b>0</b>	<b>968</b>	<b>564</b>

**Governor (D) (Vote for 1)**

Tabulator	Abdul El-Sayed	Shri Thanedar	Gretchen Whitmer	Write-in	Overvotes	Undervotes	Total ballots
City of Midland, Ward 4 Pct 1 ICP 1	67	22	150	1	0	2	564
<b>Total</b>	<b>67</b>	<b>22</b>	<b>150</b>	<b>1</b>	<b>0</b>	<b>2</b>	<b>564</b>

**United States Senator (D) (Vote for 1)**

Tabulator			Overvotes	Undervotes	

	Debbie Stabenow	Write-in			Total ballots
City of Midland, Ward 4 Pct 1 ICP 1	227	3	0	12	564
<b>Total</b>	<b>227</b>	<b>3</b>	<b>0</b>	<b>12</b>	<b>564</b>

### Rep in Congress 4th (D) (Vote for 1)

Tabulator	Jerry Hilliard	Zigmond A. Kozicki	Write-in	Overvotes	Undervotes	Total ballots
City of Midland, Ward 4 Pct 1 ICP 1	111	104	1	0	26	564
<b>Total</b>	<b>111</b>	<b>104</b>	<b>1</b>	<b>0</b>	<b>26</b>	<b>564</b>

### State Senator 36th (D) (Vote for 1)

Tabulator	Joe Weir	Write-in	Overvotes	Undervotes	Total ballots
City of Midland, Ward 4 Pct 1 ICP 1	207	1	0	34	564
<b>Total</b>	<b>207</b>	<b>1</b>	<b>0</b>	<b>34</b>	<b>564</b>

### Rep in Legislature 98th District (D) (Vote for 1)

Tabulator	Sarah Schulz	Write-in	Overvotes	Undervotes	Total ballots
City of Midland, Ward 4 Pct 1 ICP 1	222	1	0	19	564
<b>Total</b>	<b>222</b>	<b>1</b>	<b>0</b>	<b>19</b>	<b>564</b>

### County Commissioner 6th District (D) (Vote for 1)

Tabulator	Write-in	Overvotes	Undervotes	Total ballots
City of Midland, Ward 4 Pct 1 ICP 1	16	0	226	564
<b>Total</b>	<b>16</b>	<b>0</b>	<b>226</b>	<b>564</b>

**Delegate for City of Midland Ward 4 Pct 1 (D) (Vote for 2)**

Tabulator	Norbert Bufka	Write-in	Overvotes	Undervotes	Total ballots
City of Midland, Ward 4 Pct 1 ICP 1	196	1	0	287	564
<b>Total</b>	<b>196</b>	<b>1</b>	<b>0</b>	<b>287</b>	<b>564</b>

**Governor (L) (Vote for 1)**

Tabulator	Bill Gelineau	John J. Tatar	Write-in	Overvotes	Undervotes	Total ballots
City of Midland, Ward 4 Pct 1 ICP 1	1	0	0	0	0	564
<b>Total</b>	<b>1</b>	<b>0</b>	<b>0</b>	<b>0</b>	<b>0</b>	<b>564</b>

**United States Senator (L) (Vote for 1)**

Tabulator	Write-in	Overvotes	Undervotes	Total ballots
City of Midland, Ward 4 Pct 1 ICP 1	0	0	1	564
<b>Total</b>	<b>0</b>	<b>0</b>	<b>1</b>	<b>564</b>

**Rep in Congress 4th (L) (Vote for 1)**

Tabulator	Write-in	Overvotes	Undervotes	Total ballots
City of Midland, Ward 4 Pct 1 ICP 1	0	0	1	564
<b>Total</b>	<b>0</b>	<b>0</b>	<b>1</b>	<b>564</b>

**State Senator 36th (L) (Vote for 1)**

Tabulator	Write-in	Overvotes	Undervotes	Total ballots
City of Midland, Ward 4 Pct 1 ICP 1	0	0	1	564
<b>Total</b>	<b>0</b>	<b>0</b>	<b>1</b>	<b>564</b>

### Rep in Legislature 98th District (L) (Vote for 1)

Tabulator	Write-in	Overvotes	Undervotes	Total ballots
City of Midland, Ward 4 Pct 1 ICP 1	0	0	1	564
<b>Total</b>	<b>0</b>	<b>0</b>	<b>1</b>	<b>564</b>

### County Commissioner 6th District (L) (Vote for 1)

Tabulator	Write-in	Overvotes	Undervotes	Total ballots
City of Midland, Ward 4 Pct 1 ICP 1	0	0	1	564
<b>Total</b>	<b>0</b>	<b>0</b>	<b>1</b>	<b>564</b>

### Delegate for City of Midland Ward 4 Pct 1 (L) (Vote for 2)

Tabulator	Write-in	Overvotes	Undervotes	Total ballots
City of Midland, Ward 4 Pct 1 ICP 1	0	0	2	564
<b>Total</b>	<b>0</b>	<b>0</b>	<b>2</b>	<b>564</b>

### County Proposal 1 SERVICES TO OLDER CITIZENS MILLAGE RENEWAL PROPOSAL (Vote for 1)

Tabulator	Yes	No	Overvotes	Undervotes	Total ballots
City of Midland, Ward 4 Pct 1 ICP 1	446	91	0	27	564
<b>Total</b>	<b>446</b>	<b>91</b>	<b>0</b>	<b>27</b>	<b>564</b>

### County Proposal 2 ROAD MILLAGE RENEWAL PROPOSAL (Vote for 1)

Tabulator	Yes	No	Overvotes	Undervotes	Total ballots
City of Midland, Ward 4 Pct 1 ICP 1	444	90	1	29	564
<b>Total</b>	<b>444</b>	<b>90</b>	<b>1</b>	<b>29</b>	<b>564</b>

## Results per Tabulator Midland August 2018

2018-08-07 21:22:24

### Governor (R) (Vote for 1)

Tabulator	Brian Calley	Patrick Colbeck	Jim Hines	Bill Schuette	Write-in	Overvotes	Undervotes	Total ballots
City of Midland, Ward 4 Pct 2 ICP 1	59	11	16	157	0	0	1	418
<b>Total</b>	<b>59</b>	<b>11</b>	<b>16</b>	<b>157</b>	<b>0</b>	<b>0</b>	<b>1</b>	<b>418</b>

### United States Senator (R) (Vote for 1)

Tabulator	John James	Sandy Pensler	Write-in	Overvotes	Undervotes	Total ballots
City of Midland, Ward 4 Pct 2 ICP 1	138	87	0	0	19	418
<b>Total</b>	<b>138</b>	<b>87</b>	<b>0</b>	<b>0</b>	<b>19</b>	<b>418</b>

### Rep in Congress 4th (R) (Vote for 1)

Tabulator	John Moolenaar	Write-in	Overvotes	Undervotes	Total ballots
City of Midland, Ward 4 Pct 2 ICP 1	214	2	0	28	418
<b>Total</b>	<b>214</b>	<b>2</b>	<b>0</b>	<b>28</b>	<b>418</b>

### State Senator 36th (R) (Vote for 1)

Tabulator	Jim Stamas	Write-in	Overvotes	Undervotes	Total ballots
City of Midland, Ward 4 Pct 2 ICP 1	219	2	0	23	418
<b>Total</b>	<b>219</b>	<b>2</b>	<b>0</b>	<b>23</b>	<b>418</b>



**Rep in Legislature 98th District (R) (Vote for 1)**

Tabulator	Annette Glenn	Carl L. Hamann	Write-in	Overvotes	Undervotes	Total ballots
City of Midland, Ward 4 Pct 2 ICP 1	102	102	2	0	38	418
<b>Total</b>	<b>102</b>	<b>102</b>	<b>2</b>	<b>0</b>	<b>38</b>	<b>418</b>

**County Commissioner 6th District (R) (Vote for 1)**

Tabulator	Eric A. Dorrien	Write-in	Overvotes	Undervotes	Total ballots
City of Midland, Ward 4 Pct 2 ICP 1	201	2	0	41	418
<b>Total</b>	<b>201</b>	<b>2</b>	<b>0</b>	<b>41</b>	<b>418</b>

**Delegate for City of Midland Ward 4 Pct 2 (R) (Vote for 3)**

Tabulator	Scott I. Haines	Eugene Moore	Write-in	Overvotes	Undervotes	Total ballots
City of Midland, Ward 4 Pct 2 ICP 1	163	122	5	0	442	418
<b>Total</b>	<b>163</b>	<b>122</b>	<b>5</b>	<b>0</b>	<b>442</b>	<b>418</b>

**Governor (D) (Vote for 1)**

Tabulator	Abdul El-Sayed	Shri Thanedar	Gretchen Whitmer	Write-in	Overvotes	Undervotes	Total ballots
City of Midland, Ward 4 Pct 2 ICP 1	57	26	82	0	0	0	418
<b>Total</b>	<b>57</b>	<b>26</b>	<b>82</b>	<b>0</b>	<b>0</b>	<b>0</b>	<b>418</b>

**United States Senator (D) (Vote for 1)**

Tabulator			Overvotes	Undervotes	

	Debbie Stabenow	Write-in			Total ballots
City of Midland, Ward 4 Pct 2 ICP 1	153	0	0	12	418
<b>Total</b>	<b>153</b>	<b>0</b>	<b>0</b>	<b>12</b>	<b>418</b>

### Rep in Congress 4th (D) (Vote for 1)

Tabulator	Jerry Hilliard	Zigmond A. Kozicki	Write-in	Overvotes	Undervotes	Total ballots
City of Midland, Ward 4 Pct 2 ICP 1	76	65	1	0	23	418
<b>Total</b>	<b>76</b>	<b>65</b>	<b>1</b>	<b>0</b>	<b>23</b>	<b>418</b>

### State Senator 36th (D) (Vote for 1)

Tabulator	Joe Weir	Write-in	Overvotes	Undervotes	Total ballots
City of Midland, Ward 4 Pct 2 ICP 1	140	1	0	24	418
<b>Total</b>	<b>140</b>	<b>1</b>	<b>0</b>	<b>24</b>	<b>418</b>

### Rep in Legislature 98th District (D) (Vote for 1)

Tabulator	Sarah Schulz	Write-in	Overvotes	Undervotes	Total ballots
City of Midland, Ward 4 Pct 2 ICP 1	151	1	0	13	418
<b>Total</b>	<b>151</b>	<b>1</b>	<b>0</b>	<b>13</b>	<b>418</b>

### County Commissioner 6th District (D) (Vote for 1)

Tabulator	Write-in	Overvotes	Undervotes	Total ballots
City of Midland, Ward 4 Pct 2 ICP 1	13	0	152	418
<b>Total</b>	<b>13</b>	<b>0</b>	<b>152</b>	<b>418</b>

**Delegate for City of Midland Ward 4 Pct 2 (D) (Vote for 2)**

Tabulator	Greg Mayville	Write-in	Overvotes	Undervotes	Total ballots
City of Midland, Ward 4 Pct 2 ICP 1	139	4	0	187	418
<b>Total</b>	<b>139</b>	<b>4</b>	<b>0</b>	<b>187</b>	<b>418</b>

**Governor (L) (Vote for 1)**

Tabulator	Bill Gelineau	John J. Tatar	Write-in	Overvotes	Undervotes	Total ballots
City of Midland, Ward 4 Pct 2 ICP 1	0	0	0	0	0	418
<b>Total</b>	<b>0</b>	<b>0</b>	<b>0</b>	<b>0</b>	<b>0</b>	<b>418</b>

**United States Senator (L) (Vote for 1)**

Tabulator	Write-in	Overvotes	Undervotes	Total ballots
City of Midland, Ward 4 Pct 2 ICP 1	0	0	0	418
<b>Total</b>	<b>0</b>	<b>0</b>	<b>0</b>	<b>418</b>

**Rep in Congress 4th (L) (Vote for 1)**

Tabulator	Write-in	Overvotes	Undervotes	Total ballots
City of Midland, Ward 4 Pct 2 ICP 1	0	0	0	418
<b>Total</b>	<b>0</b>	<b>0</b>	<b>0</b>	<b>418</b>

**State Senator 36th (L) (Vote for 1)**

Tabulator	Write-in	Overvotes	Undervotes	Total ballots
City of Midland, Ward 4 Pct 2 ICP 1	0	0	0	418
<b>Total</b>	<b>0</b>	<b>0</b>	<b>0</b>	<b>418</b>

**Rep in Legislature 98th District (L) (Vote for 1)**

Tabulator	Write-in	Overvotes	Undervotes	Total ballots
City of Midland, Ward 4 Pct 2 ICP 1	0	0	0	418
<b>Total</b>	<b>0</b>	<b>0</b>	<b>0</b>	<b>418</b>

**County Commissioner 6th District (L) (Vote for 1)**

Tabulator	Write-in	Overvotes	Undervotes	Total ballots
City of Midland, Ward 4 Pct 2 ICP 1	0	0	0	418
<b>Total</b>	<b>0</b>	<b>0</b>	<b>0</b>	<b>418</b>

**Delegate for City of Midland Ward 4 Pct 2 (L) (Vote for 2)**

Tabulator	Write-in	Overvotes	Undervotes	Total ballots
City of Midland, Ward 4 Pct 2 ICP 1	0	0	0	418
<b>Total</b>	<b>0</b>	<b>0</b>	<b>0</b>	<b>418</b>

**County Proposal 1 SERVICES TO OLDER CITIZENS  
MILLAGE RENEWAL PROPOSAL (Vote for 1)**

Tabulator	Yes	No	Overvotes	Undervotes	Total ballots
City of Midland, Ward 4 Pct 2 ICP 1	320	53	0	45	418
<b>Total</b>	<b>320</b>	<b>53</b>	<b>0</b>	<b>45</b>	<b>418</b>

**County Proposal 2 ROAD MILLAGE RENEWAL  
PROPOSAL (Vote for 1)**

Tabulator	Yes	No	Overvotes	Undervotes	Total ballots
City of Midland, Ward 4 Pct 2 ICP 1	327	44	0	47	418
<b>Total</b>	<b>327</b>	<b>44</b>	<b>0</b>	<b>47</b>	<b>418</b>

## Results per Tabulator Midland August 2018

2018-08-07 23:18:33

### Governor (R) (Vote for 1)

Tabulator	Brian Calley	Patrick Colbeck	Jim Hines	Bill Schuette	Write-in	Overvotes	Undervotes	Total ballots
City of Midland, Ward 4 Pct 3 ICP 1	71	14	19	223	0	0	3	571
<b>Total</b>	<b>71</b>	<b>14</b>	<b>19</b>	<b>223</b>	<b>0</b>	<b>0</b>	<b>3</b>	<b>571</b>

### United States Senator (R) (Vote for 1)

Tabulator	John James	Sandy Pensler	Write-in	Overvotes	Undervotes	Total ballots
City of Midland, Ward 4 Pct 3 ICP 1	181	125	0	0	24	571
<b>Total</b>	<b>181</b>	<b>125</b>	<b>0</b>	<b>0</b>	<b>24</b>	<b>571</b>

### Rep in Congress 4th (R) (Vote for 1)

Tabulator	John Moolenaar	Write-in	Overvotes	Undervotes	Total ballots
City of Midland, Ward 4 Pct 3 ICP 1	291	2	0	37	571
<b>Total</b>	<b>291</b>	<b>2</b>	<b>0</b>	<b>37</b>	<b>571</b>

### State Senator 36th (R) (Vote for 1)

Tabulator	Jim Stamas	Write-in	Overvotes	Undervotes	Total ballots
City of Midland, Ward 4 Pct 3 ICP 1	293	2	0	35	571
<b>Total</b>	<b>293</b>	<b>2</b>	<b>0</b>	<b>35</b>	<b>571</b>

### Rep in Legislature 98th District (R) (Vote for 1)

Tabulator	Annette Glenn	Carl L. Hamann	Write-in	Overvotes	Undervotes	Total ballots
City of Midland, Ward 4 Pct 3 ICP 1	179	118	1	0	32	571
<b>Total</b>	<b>179</b>	<b>118</b>	<b>1</b>	<b>0</b>	<b>32</b>	<b>571</b>

**County Commissioner 6th District (R) (Vote for 1)**

Tabulator	Eric A. Dorrien	Write-in	Overvotes	Undervotes	Total ballots
City of Midland, Ward 4 Pct 3 ICP 1	279	1	0	50	571
<b>Total</b>	<b>279</b>	<b>1</b>	<b>0</b>	<b>50</b>	<b>571</b>

**Delegate for City of Midland Ward 4 Pct 3 (R) (Vote for 5)**

Tabulator	Marilee Jerome	Don Medema	Jackie Medema	Brent Rhoads	Dennis Starner	Doreen F. Starner	Write-in	Overvotes	Undervotes	Total ballots
City of Midland, Ward 4 Pct 3 ICP 1	143	149	161	148	135	138	2	5	769	571
<b>Total</b>	<b>143</b>	<b>149</b>	<b>161</b>	<b>148</b>	<b>135</b>	<b>138</b>	<b>2</b>	<b>5</b>	<b>769</b>	<b>571</b>

**Governor (D) (Vote for 1)**

Tabulator	Abdul El-Sayed	Shri Thanedar	Gretchen Whitmer	Write-in	Overvotes	Undervotes	Total ballots
City of Midland, Ward 4 Pct 3 ICP 1	66	22	142	0	0	1	571
<b>Total</b>	<b>66</b>	<b>22</b>	<b>142</b>	<b>0</b>	<b>0</b>	<b>1</b>	<b>571</b>

**United States Senator (D) (Vote for 1)**

Tabulator	Debbie Stabenow	Write-in	Overvotes	Undervotes	Total ballots
City of Midland, Ward 4 Pct 3 ICP 1	213	0	0	18	571
<b>Total</b>	<b>213</b>	<b>0</b>	<b>0</b>	<b>18</b>	<b>571</b>

**Rep in Congress 4th (D) (Vote for 1)**

Tabulator	Jerry Hilliard	Zigmond A. Kozicki	Write-in	Overvotes	Undervotes	Total ballots
City of Midland, Ward 4 Pct 3 ICP 1	88	106	1	0	36	571
<b>Total</b>	<b>88</b>	<b>106</b>	<b>1</b>	<b>0</b>	<b>36</b>	<b>571</b>

**State Senator 36th (D) (Vote for 1)**

Tabulator	Joe Weir	Write-in	Overvotes	Undervotes	Total ballots
City of Midland, Ward 4 Pct 3 ICP 1	194	1	0	36	571
<b>Total</b>	<b>194</b>	<b>1</b>	<b>0</b>	<b>36</b>	<b>571</b>

### Rep in Legislature 98th District (D) (Vote for 1)

Tabulator	Sarah Schulz	Write-in	Overvotes	Undervotes	Total ballots
City of Midland, Ward 4 Pct 3 ICP 1	202	0	0	29	571
<b>Total</b>	<b>202</b>	<b>0</b>	<b>0</b>	<b>29</b>	<b>571</b>

### County Commissioner 6th District (D) (Vote for 1)

Tabulator	Write-in	Overvotes	Undervotes	Total ballots
City of Midland, Ward 4 Pct 3 ICP 1	12	0	219	571
<b>Total</b>	<b>12</b>	<b>0</b>	<b>219</b>	<b>571</b>

### Delegate for City of Midland Ward 4 Pct 3 (D) (Vote for 2)

Tabulator	Deborah Ramirez Bishop	Write-in	Overvotes	Undervotes	Total ballots
City of Midland, Ward 4 Pct 3 ICP 1	177	1	0	284	571
<b>Total</b>	<b>177</b>	<b>1</b>	<b>0</b>	<b>284</b>	<b>571</b>

### Governor (L) (Vote for 1)

Tabulator	Bill Gelineau	John J. Tatar	Write-in	Overvotes	Undervotes	Total ballots
City of Midland, Ward 4 Pct 3 ICP 1	1	0	0	0	0	571
<b>Total</b>	<b>1</b>	<b>0</b>	<b>0</b>	<b>0</b>	<b>0</b>	<b>571</b>

### United States Senator (L) (Vote for 1)

Tabulator	Write-in	Overvotes	Undervotes	Total ballots
City of Midland, Ward 4 Pct 3 ICP 1	0	0	1	571
<b>Total</b>	<b>0</b>	<b>0</b>	<b>1</b>	<b>571</b>

### Rep in Congress 4th (L) (Vote for 1)

---

Tabulator	Write-in	Overvotes	Undervotes	Total ballots
City of Midland, Ward 4 Pct 3 ICP 1	0	0	1	571
<b>Total</b>	<b>0</b>	<b>0</b>	<b>1</b>	<b>571</b>

### State Senator 36th (L) (Vote for 1)

Tabulator	Write-in	Overvotes	Undervotes	Total ballots
City of Midland, Ward 4 Pct 3 ICP 1	0	0	1	571
<b>Total</b>	<b>0</b>	<b>0</b>	<b>1</b>	<b>571</b>

### Rep in Legislature 98th District (L) (Vote for 1)

Tabulator	Write-in	Overvotes	Undervotes	Total ballots
City of Midland, Ward 4 Pct 3 ICP 1	0	0	1	571
<b>Total</b>	<b>0</b>	<b>0</b>	<b>1</b>	<b>571</b>

### County Commissioner 6th District (L) (Vote for 1)

Tabulator	Write-in	Overvotes	Undervotes	Total ballots
City of Midland, Ward 4 Pct 3 ICP 1	0	0	1	571
<b>Total</b>	<b>0</b>	<b>0</b>	<b>1</b>	<b>571</b>

### Delegate for City of Midland Ward 4 Pct 3 (L) (Vote for 2)

Tabulator	Write-in	Overvotes	Undervotes	Total ballots
City of Midland, Ward 4 Pct 3 ICP 1	0	0	2	571
<b>Total</b>	<b>0</b>	<b>0</b>	<b>2</b>	<b>571</b>

### County Proposal 1 SERVICES TO OLDER CITIZENS MILLAGE RENEWAL PROPOSAL (Vote for 1)

Tabulator	Yes	No	Overvotes	Undervotes	Total ballots
City of Midland, Ward 4 Pct 3 ICP 1	482	69	0	20	571
<b>Total</b>	<b>482</b>	<b>69</b>	<b>0</b>	<b>20</b>	<b>571</b>

### County Proposal 2 ROAD MILLAGE RENEWAL PROPOSAL (Vote for 1)

Tabulator	Yes	No	Overvotes	Undervotes	Total ballots



## Results per Tabulator Midland August 2018

2018-08-07 22:23:39

### Governor (R) (Vote for 1)

Tabulator	Brian Calley	Patrick Colbeck	Jim Hines	Bill Schuette	Write-in	Overvotes	Undervotes	Total ballots
City of Midland, Ward 4 Pct 4 ICP 1	71	11	21	205	0	0	2	552
<b>Total</b>	<b>71</b>	<b>11</b>	<b>21</b>	<b>205</b>	<b>0</b>	<b>0</b>	<b>2</b>	<b>552</b>

### United States Senator (R) (Vote for 1)

Tabulator	John James	Sandy Pensler	Write-in	Overvotes	Undervotes	Total ballots
City of Midland, Ward 4 Pct 4 ICP 1	149	134	0	1	26	552
<b>Total</b>	<b>149</b>	<b>134</b>	<b>0</b>	<b>1</b>	<b>26</b>	<b>552</b>

### Rep in Congress 4th (R) (Vote for 1)

Tabulator	John Moolenaar	Write-in	Overvotes	Undervotes	Total ballots
City of Midland, Ward 4 Pct 4 ICP 1	260	4	0	46	552
<b>Total</b>	<b>260</b>	<b>4</b>	<b>0</b>	<b>46</b>	<b>552</b>

### State Senator 36th (R) (Vote for 1)

Tabulator	Jim Stamas	Write-in	Overvotes	Undervotes	Total ballots
City of Midland, Ward 4 Pct 4 ICP 1	260	2	0	48	552
<b>Total</b>	<b>260</b>	<b>2</b>	<b>0</b>	<b>48</b>	<b>552</b>

**Rep in Legislature 98th District (R) (Vote for 1)**

Tabulator	Annette Glenn	Carl L. Hamann	Write-in	Overvotes	Undervotes	Total ballots
City of Midland, Ward 4 Pct 4 ICP 1	159	120	0	0	31	552
<b>Total</b>	<b>159</b>	<b>120</b>	<b>0</b>	<b>0</b>	<b>31</b>	<b>552</b>

**County Commissioner 6th District (R) (Vote for 1)**

Tabulator	Eric A. Dorrien	Write-in	Overvotes	Undervotes	Total ballots
City of Midland, Ward 4 Pct 4 ICP 1	242	2	0	66	552
<b>Total</b>	<b>242</b>	<b>2</b>	<b>0</b>	<b>66</b>	<b>552</b>

**Delegate for City of Midland Ward 4 Pct 4 (R) (Vote for 4)**

Tabulator	Abalo F. Adewui	Donald G. Deibert	Catherine Lunsford	Joseph Lunsford	Write-in	Overvotes	Undervotes	Total ballots
City of Midland, Ward 4 Pct 4 ICP 1	148	171	184	165	0	0	572	552
<b>Total</b>	<b>148</b>	<b>171</b>	<b>184</b>	<b>165</b>	<b>0</b>	<b>0</b>	<b>572</b>	<b>552</b>

**Governor (D) (Vote for 1)**

Tabulator	Abdul EI-Sayed	Shri Thanedar	Gretchen Whitmer	Write-in	Overvotes	Undervotes	Total ballots
City of Midland, Ward 4 Pct 4 ICP 1	71	21	134	1	1	3	552
<b>Total</b>	<b>71</b>	<b>21</b>	<b>134</b>	<b>1</b>	<b>1</b>	<b>3</b>	<b>552</b>

**United States Senator (D) (Vote for 1)**

Tabulator	Debbie Stabenow	Write-in	Overvotes	Undervotes	Total ballots
City of Midland, Ward 4 Pct 4 ICP 1	211	3	0	17	552
<b>Total</b>	<b>211</b>	<b>3</b>	<b>0</b>	<b>17</b>	<b>552</b>

**Rep in Congress 4th (D) (Vote for 1)**

Tabulator	Jerry Hilliard	Zigmond A. Kozicki	Write-in	Overvotes	Undervotes	Total ballots
City of Midland, Ward 4 Pct 4 ICP 1	85	107	2	1	36	552
<b>Total</b>	<b>85</b>	<b>107</b>	<b>2</b>	<b>1</b>	<b>36</b>	<b>552</b>

**State Senator 36th (D) (Vote for 1)**

Tabulator	Joe Weir	Write-in	Overvotes	Undervotes	Total ballots
City of Midland, Ward 4 Pct 4 ICP 1	196	2	0	33	552
<b>Total</b>	<b>196</b>	<b>2</b>	<b>0</b>	<b>33</b>	<b>552</b>

**Rep in Legislature 98th District (D) (Vote for 1)**

Tabulator	Sarah Schulz	Write-in	Overvotes	Undervotes	Total ballots
City of Midland, Ward 4 Pct 4 ICP 1	203	1	0	27	552
<b>Total</b>	<b>203</b>	<b>1</b>	<b>0</b>	<b>27</b>	<b>552</b>

**County Commissioner 6th District (D) (Vote for 1)**

Tabulator	Write-in	Overvotes	Undervotes	Total ballots
City of Midland, Ward 4 Pct 4 ICP 1	17	0	214	552
<b>Total</b>	<b>17</b>	<b>0</b>	<b>214</b>	<b>552</b>

**Delegate for City of Midland Ward 4 Pct 4 (D) (Vote for 2)**

Tabulator	Ronald C. Parmele	Write-in	Overvotes	Undervotes	Total ballots
City of Midland, Ward 4 Pct 4 ICP 1	186	3	0	273	552
<b>Total</b>	<b>186</b>	<b>3</b>	<b>0</b>	<b>273</b>	<b>552</b>

**Governor (L) (Vote for 1)**

Tabulator	Bill Gelineau	John J. Tatar	Write-in	Overvotes	Undervotes	Total ballots
City of Midland, Ward 4 Pct 4 ICP 1	1	0	0	0	0	552
<b>Total</b>	<b>1</b>	<b>0</b>	<b>0</b>	<b>0</b>	<b>0</b>	<b>552</b>

**United States Senator (L) (Vote for 1)**

Tabulator	Write-in	Overvotes	Undervotes	Total ballots
City of Midland, Ward 4 Pct 4 ICP 1	1	0	0	552
<b>Total</b>	<b>1</b>	<b>0</b>	<b>0</b>	<b>552</b>

**Rep in Congress 4th (L) (Vote for 1)**

Tabulator	Write-in	Overvotes	Undervotes	Total ballots
City of Midland, Ward 4 Pct 4 ICP 1	1	0	0	552
<b>Total</b>	<b>1</b>	<b>0</b>	<b>0</b>	<b>552</b>

**State Senator 36th (L) (Vote for 1)**

Tabulator	Write-in	Overvotes	Undervotes	Total ballots
City of Midland, Ward 4 Pct 4 ICP 1	1	0	0	552
<b>Total</b>	<b>1</b>	<b>0</b>	<b>0</b>	<b>552</b>

**Rep in Legislature 98th District (L) (Vote for 1)**

Tabulator	Write-in	Overvotes	Undervotes	Total ballots
City of Midland, Ward 4 Pct 4 ICP 1	1	0	0	552
<b>Total</b>	<b>1</b>	<b>0</b>	<b>0</b>	<b>552</b>

**County Commissioner 6th District (L) (Vote for 1)**

Tabulator	Write-in	Overvotes	Undervotes	Total ballots
City of Midland, Ward 4 Pct 4 ICP 1	1	0	0	552
<b>Total</b>	<b>1</b>	<b>0</b>	<b>0</b>	<b>552</b>

**Delegate for City of Midland Ward 4 Pct 4 (L) (Vote for 2)**

Tabulator	Write-in	Overvotes	Undervotes	Total ballots
City of Midland, Ward 4 Pct 4 ICP 1	1	0	1	552
<b>Total</b>	<b>1</b>	<b>0</b>	<b>1</b>	<b>552</b>

**County Proposal 1 SERVICES TO OLDER CITIZENS  
MILLAGE RENEWAL PROPOSAL (Vote for 1)**

Tabulator	Yes	No	Overvotes	Undervotes	Total ballots
City of Midland, Ward 4 Pct 4 ICP 1	445	63	0	44	552
<b>Total</b>	<b>445</b>	<b>63</b>	<b>0</b>	<b>44</b>	<b>552</b>

**County Proposal 2 ROAD MILLAGE RENEWAL  
PROPOSAL (Vote for 1)**

Tabulator	Yes	No	Overvotes	Undervotes	Total ballots
City of Midland, Ward 4 Pct 4 ICP 1	453	57	0	42	552
<b>Total</b>	<b>453</b>	<b>57</b>	<b>0</b>	<b>42</b>	<b>552</b>

## Results per Tabulator Midland August 2018

2018-08-07 22:24:21

### Governor (R) (Vote for 1)

Tabulator	Brian Calley	Patrick Colbeck	Jim Hines	Bill Schuette	Write-in	Overvotes	Undervotes	Total ballots
City of Midland, Ward 4 Pct 5 ICP 1	50	13	19	198	0	0	5	534
<b>Total</b>	<b>50</b>	<b>13</b>	<b>19</b>	<b>198</b>	<b>0</b>	<b>0</b>	<b>5</b>	<b>534</b>

### United States Senator (R) (Vote for 1)

Tabulator	John James	Sandy Pensler	Write-in	Overvotes	Undervotes	Total ballots
City of Midland, Ward 4 Pct 5 ICP 1	135	127	1	0	22	534
<b>Total</b>	<b>135</b>	<b>127</b>	<b>1</b>	<b>0</b>	<b>22</b>	<b>534</b>

### Rep in Congress 4th (R) (Vote for 1)

Tabulator	John Moolenaar	Write-in	Overvotes	Undervotes	Total ballots
City of Midland, Ward 4 Pct 5 ICP 1	250	3	0	32	534
<b>Total</b>	<b>250</b>	<b>3</b>	<b>0</b>	<b>32</b>	<b>534</b>

### State Senator 36th (R) (Vote for 1)

Tabulator	Jim Stamas	Write-in	Overvotes	Undervotes	Total ballots
City of Midland, Ward 4 Pct 5 ICP 1	259	3	0	23	534
<b>Total</b>	<b>259</b>	<b>3</b>	<b>0</b>	<b>23</b>	<b>534</b>

**Rep in Legislature 98th District (R) (Vote for 1)**

Tabulator	Annette Glenn	Carl L. Hamann	Write-in	Overvotes	Undervotes	Total ballots
City of Midland, Ward 4 Pct 5 ICP 1	173	83	0	0	29	534
<b>Total</b>	<b>173</b>	<b>83</b>	<b>0</b>	<b>0</b>	<b>29</b>	<b>534</b>

**County Commissioner 6th District (R) (Vote for 1)**

Tabulator	Eric A. Dorrien	Write-in	Overvotes	Undervotes	Total ballots
City of Midland, Ward 4 Pct 5 ICP 1	241	0	0	44	534
<b>Total</b>	<b>241</b>	<b>0</b>	<b>0</b>	<b>44</b>	<b>534</b>

**Delegate for City of Midland Ward 4 Pct 5 (R) (Vote for 4)**

Tabulator	Erich Kickland	Gregg Reitz	Mary Reitz	Gregory H. Rogers	Write-in	Overvotes	Undervotes	Total ballots
City of Midland, Ward 4 Pct 5 ICP 1	174	165	177	186	1	4	433	534
<b>Total</b>	<b>174</b>	<b>165</b>	<b>177</b>	<b>186</b>	<b>1</b>	<b>4</b>	<b>433</b>	<b>534</b>

**Governor (D) (Vote for 1)**

Tabulator	Abdul El-Sayed	Shri Thanedar	Gretchen Whitmer	Write-in	Overvotes	Undervotes	Total ballots
City of Midland, Ward 4 Pct 5 ICP 1	70	35	126	0	0	0	534
<b>Total</b>	<b>70</b>	<b>35</b>	<b>126</b>	<b>0</b>	<b>0</b>	<b>0</b>	<b>534</b>

**United States Senator (D) (Vote for 1)**

Tabulator	Debbie Stabenow	Write-in	Overvotes	Undervotes	Total ballots
City of Midland, Ward 4 Pct 5 ICP 1	218	1	0	12	534
<b>Total</b>	<b>218</b>	<b>1</b>	<b>0</b>	<b>12</b>	<b>534</b>

**Rep in Congress 4th (D) (Vote for 1)**

Tabulator	Jerry Hilliard	Zigmond A. Kozicki	Write-in	Overvotes	Undervotes	Total ballots
City of Midland, Ward 4 Pct 5 ICP 1	100	104	2	0	25	534
<b>Total</b>	<b>100</b>	<b>104</b>	<b>2</b>	<b>0</b>	<b>25</b>	<b>534</b>

**State Senator 36th (D) (Vote for 1)**

Tabulator	Joe Weir	Write-in	Overvotes	Undervotes	Total ballots
City of Midland, Ward 4 Pct 5 ICP 1	203	2	0	26	534
<b>Total</b>	<b>203</b>	<b>2</b>	<b>0</b>	<b>26</b>	<b>534</b>

**Rep in Legislature 98th District (D) (Vote for 1)**

Tabulator	Sarah Schulz	Write-in	Overvotes	Undervotes	Total ballots
City of Midland, Ward 4 Pct 5 ICP 1	209	1	0	21	534
<b>Total</b>	<b>209</b>	<b>1</b>	<b>0</b>	<b>21</b>	<b>534</b>

**County Commissioner 6th District (D) (Vote for 1)**

Tabulator	Write-in	Overvotes	Undervotes	Total ballots
City of Midland, Ward 4 Pct 5 ICP 1	22	0	209	534
<b>Total</b>	<b>22</b>	<b>0</b>	<b>209</b>	<b>534</b>



### Delegate for City of Midland Ward 4 Pct 5 (D) (Vote for 2)

Tabulator	Jan Lanter	Write-in	Overvotes	Undervotes	Total ballots
City of Midland, Ward 4 Pct 5 ICP 1	197	2	0	263	534
<b>Total</b>	<b>197</b>	<b>2</b>	<b>0</b>	<b>263</b>	<b>534</b>

### Governor (L) (Vote for 1)

Tabulator	Bill Gelineau	John J. Tatar	Write-in	Overvotes	Undervotes	Total ballots
City of Midland, Ward 4 Pct 5 ICP 1	0	0	0	0	0	534
<b>Total</b>	<b>0</b>	<b>0</b>	<b>0</b>	<b>0</b>	<b>0</b>	<b>534</b>

### United States Senator (L) (Vote for 1)

Tabulator	Write-in	Overvotes	Undervotes	Total ballots
City of Midland, Ward 4 Pct 5 ICP 1	0	0	0	534
<b>Total</b>	<b>0</b>	<b>0</b>	<b>0</b>	<b>534</b>

### Rep in Congress 4th (L) (Vote for 1)

Tabulator	Write-in	Overvotes	Undervotes	Total ballots
City of Midland, Ward 4 Pct 5 ICP 1	0	0	0	534
<b>Total</b>	<b>0</b>	<b>0</b>	<b>0</b>	<b>534</b>

### State Senator 36th (L) (Vote for 1)

Tabulator	Write-in	Overvotes	Undervotes	Total ballots
City of Midland, Ward 4 Pct 5 ICP 1	0	0	0	534
<b>Total</b>	<b>0</b>	<b>0</b>	<b>0</b>	<b>534</b>

### Rep in Legislature 98th District (L) (Vote for 1)

Tabulator	Write-in	Overvotes	Undervotes	Total ballots
City of Midland, Ward 4 Pct 5 ICP 1	0	0	0	534
<b>Total</b>	<b>0</b>	<b>0</b>	<b>0</b>	<b>534</b>

### County Commissioner 6th District (L) (Vote for 1)

Tabulator	Write-in	Overvotes	Undervotes	Total ballots
City of Midland, Ward 4 Pct 5 ICP 1	0	0	0	534
<b>Total</b>	<b>0</b>	<b>0</b>	<b>0</b>	<b>534</b>

### Delegate for City of Midland Ward 4 Pct 5 (L) (Vote for 2)

Tabulator	Write-in	Overvotes	Undervotes	Total ballots
City of Midland, Ward 4 Pct 5 ICP 1	0	0	0	534
<b>Total</b>	<b>0</b>	<b>0</b>	<b>0</b>	<b>534</b>

### County Proposal 1 SERVICES TO OLDER CITIZENS MILLAGE RENEWAL PROPOSAL (Vote for 1)

Tabulator	Yes	No	Overvotes	Undervotes	Total ballots
City of Midland, Ward 4 Pct 5 ICP 1	401	72	0	61	534
<b>Total</b>	<b>401</b>	<b>72</b>	<b>0</b>	<b>61</b>	<b>534</b>

### County Proposal 2 ROAD MILLAGE RENEWAL PROPOSAL (Vote for 1)

Tabulator	Yes	No	Overvotes	Undervotes	Total ballots
City of Midland, Ward 4 Pct 5 ICP 1	416	59	0	59	534
<b>Total</b>	<b>416</b>	<b>59</b>	<b>0</b>	<b>59</b>	<b>534</b>

## Results per Tabulator Midland August 2018

2018-08-07 20:32:46

### Governor (R) (Vote for 1)

Tabulator	Brian Calley	Patrick Colbeck	Jim Hines	Bill Schuette	Write-in	Overvotes	Undervotes	Total ballots
City of Midland, Ward 5 Pct 1 ICP 1	37	4	18	179	0	0	1	494
<b>Total</b>	<b>37</b>	<b>4</b>	<b>18</b>	<b>179</b>	<b>0</b>	<b>0</b>	<b>1</b>	<b>494</b>

### United States Senator (R) (Vote for 1)

Tabulator	John James	Sandy Pensler	Write-in	Overvotes	Undervotes	Total ballots
City of Midland, Ward 5 Pct 1 ICP 1	131	93	0	0	15	494
<b>Total</b>	<b>131</b>	<b>93</b>	<b>0</b>	<b>0</b>	<b>15</b>	<b>494</b>

### Rep in Congress 4th (R) (Vote for 1)

Tabulator	John Moolenaar	Write-in	Overvotes	Undervotes	Total ballots
City of Midland, Ward 5 Pct 1 ICP 1	210	1	0	28	494
<b>Total</b>	<b>210</b>	<b>1</b>	<b>0</b>	<b>28</b>	<b>494</b>

### State Senator 36th (R) (Vote for 1)

Tabulator	Jim Stamas	Write-in	Overvotes	Undervotes	Total ballots
City of Midland, Ward 5 Pct 1 ICP 1	209	2	0	28	494
<b>Total</b>	<b>209</b>	<b>2</b>	<b>0</b>	<b>28</b>	<b>494</b>

**Rep in Legislature 98th District (R) (Vote for 1)**

Tabulator	Annette Glenn	Carl L. Hamann	Write-in	Overvotes	Undervotes	Total ballots
City of Midland, Ward 5 Pct 1 ICP 1	130	85	0	0	24	494
<b>Total</b>	<b>130</b>	<b>85</b>	<b>0</b>	<b>0</b>	<b>24</b>	<b>494</b>

**County Commissioner 7th District (R) (Vote for 1)**

Tabulator	Scott D. Noesen	Write-in	Overvotes	Undervotes	Total ballots
City of Midland, Ward 5 Pct 1 ICP 1	195	1	0	43	494
<b>Total</b>	<b>195</b>	<b>1</b>	<b>0</b>	<b>43</b>	<b>494</b>

**Delegate for City of Midland Ward 5 Pct 1 (R) (Vote for 4)**

Tabulator	Diane M. Bristol	Chris Moultrup	Write-in	Overvotes	Undervotes	Total ballots
City of Midland, Ward 5 Pct 1 ICP 1	131	125	2	0	698	494
<b>Total</b>	<b>131</b>	<b>125</b>	<b>2</b>	<b>0</b>	<b>698</b>	<b>494</b>

**Governor (D) (Vote for 1)**

Tabulator	Abdul El-Sayed	Shri Thanedar	Gretchen Whitmer	Write-in	Overvotes	Undervotes	Total ballots
City of Midland, Ward 5 Pct 1 ICP 1	82	26	142	0	0	1	494
<b>Total</b>	<b>82</b>	<b>26</b>	<b>142</b>	<b>0</b>	<b>0</b>	<b>1</b>	<b>494</b>

**United States Senator (D) (Vote for 1)**

Tabulator			Overvotes	Undervotes	

	Debbie Stabenow	Write-in			Total ballots
City of Midland, Ward 5 Pct 1 ICP 1	239	2	0	10	494
<b>Total</b>	<b>239</b>	<b>2</b>	<b>0</b>	<b>10</b>	<b>494</b>

### Rep in Congress 4th (D) (Vote for 1)

Tabulator	Jerry Hilliard	Zigmond A. Kozicki	Write-in	Overvotes	Undervotes	Total ballots
City of Midland, Ward 5 Pct 1 ICP 1	95	131	0	0	25	494
<b>Total</b>	<b>95</b>	<b>131</b>	<b>0</b>	<b>0</b>	<b>25</b>	<b>494</b>

### State Senator 36th (D) (Vote for 1)

Tabulator	Joe Weir	Write-in	Overvotes	Undervotes	Total ballots
City of Midland, Ward 5 Pct 1 ICP 1	223	0	0	28	494
<b>Total</b>	<b>223</b>	<b>0</b>	<b>0</b>	<b>28</b>	<b>494</b>

### Rep in Legislature 98th District (D) (Vote for 1)

Tabulator	Sarah Schulz	Write-in	Overvotes	Undervotes	Total ballots
City of Midland, Ward 5 Pct 1 ICP 1	238	0	0	13	494
<b>Total</b>	<b>238</b>	<b>0</b>	<b>0</b>	<b>13</b>	<b>494</b>

### County Commissioner 7th District (D) (Vote for 1)

Tabulator	Write-in	Overvotes	Undervotes	Total ballots
City of Midland, Ward 5 Pct 1 ICP 1	16	0	235	494
<b>Total</b>	<b>16</b>	<b>0</b>	<b>235</b>	<b>494</b>

### Delegate for City of Midland Ward 5 Pct 1 (D) (Vote for 2)

Tabulator	David Brausch	Joan Brausch	Bryan Fisher	Write-in	Overvotes	Undervotes	Total ballots
City of Midland, Ward 5 Pct 1 ICP 1	109	182	87	0	0	124	494
<b>Total</b>	<b>109</b>	<b>182</b>	<b>87</b>	<b>0</b>	<b>0</b>	<b>124</b>	<b>494</b>

### Governor (L) (Vote for 1)

Tabulator	Bill Gelineau	John J. Tatar	Write-in	Overvotes	Undervotes	Total ballots
City of Midland, Ward 5 Pct 1 ICP 1	0	0	0	0	0	494
<b>Total</b>	<b>0</b>	<b>0</b>	<b>0</b>	<b>0</b>	<b>0</b>	<b>494</b>

### United States Senator (L) (Vote for 1)

Tabulator	Write-in	Overvotes	Undervotes	Total ballots
City of Midland, Ward 5 Pct 1 ICP 1	0	0	0	494
<b>Total</b>	<b>0</b>	<b>0</b>	<b>0</b>	<b>494</b>

### Rep in Congress 4th (L) (Vote for 1)

Tabulator	Write-in	Overvotes	Undervotes	Total ballots
City of Midland, Ward 5 Pct 1 ICP 1	0	0	0	494
<b>Total</b>	<b>0</b>	<b>0</b>	<b>0</b>	<b>494</b>

### State Senator 36th (L) (Vote for 1)

Tabulator	Write-in	Overvotes	Undervotes	Total ballots
City of Midland, Ward 5 Pct 1 ICP 1	0	0	0	494
<b>Total</b>	<b>0</b>	<b>0</b>	<b>0</b>	<b>494</b>

**Rep in Legislature 98th District (L) (Vote for 1)**

Tabulator	Write-in	Overvotes	Undervotes	Total ballots
City of Midland, Ward 5 Pct 1 ICP 1	0	0	0	494
<b>Total</b>	<b>0</b>	<b>0</b>	<b>0</b>	<b>494</b>

**County Commissioner 7th District (L) (Vote for 1)**

Tabulator	Write-in	Overvotes	Undervotes	Total ballots
City of Midland, Ward 5 Pct 1 ICP 1	0	0	0	494
<b>Total</b>	<b>0</b>	<b>0</b>	<b>0</b>	<b>494</b>

**Delegate for City of Midland Ward 5 Pct 1 (L) (Vote for 2)**

Tabulator	Write-in	Overvotes	Undervotes	Total ballots
City of Midland, Ward 5 Pct 1 ICP 1	0	0	0	494
<b>Total</b>	<b>0</b>	<b>0</b>	<b>0</b>	<b>494</b>

**County Proposal 1 SERVICES TO OLDER CITIZENS  
MILLAGE RENEWAL PROPOSAL (Vote for 1)**

Tabulator	Yes	No	Overvotes	Undervotes	Total ballots
City of Midland, Ward 5 Pct 1 ICP 1	403	68	0	23	494
<b>Total</b>	<b>403</b>	<b>68</b>	<b>0</b>	<b>23</b>	<b>494</b>

**County Proposal 2 ROAD MILLAGE RENEWAL  
PROPOSAL (Vote for 1)**

Tabulator	Yes	No	Overvotes	Undervotes	Total ballots
City of Midland, Ward 5 Pct 1 ICP 1	398	74	0	22	494
<b>Total</b>	<b>398</b>	<b>74</b>	<b>0</b>	<b>22</b>	<b>494</b>

## Results per Tabulator Midland August 2018

2018-08-07 23:16:54

### Governor (R) (Vote for 1)

Tabulator	Brian Calley	Patrick Colbeck	Jim Hines	Bill Schuette	Write-in	Overvotes	Undervotes	Total ballots
City of Midland, Ward 5 Pct 2 ICP 1	56	16	25	160	0	0	1	456
<b>Total</b>	<b>56</b>	<b>16</b>	<b>25</b>	<b>160</b>	<b>0</b>	<b>0</b>	<b>1</b>	<b>456</b>

### United States Senator (R) (Vote for 1)

Tabulator	John James	Sandy Pensler	Write-in	Overvotes	Undervotes	Total ballots
City of Midland, Ward 5 Pct 2 ICP 1	146	97	0	0	15	456
<b>Total</b>	<b>146</b>	<b>97</b>	<b>0</b>	<b>0</b>	<b>15</b>	<b>456</b>

### Rep in Congress 4th (R) (Vote for 1)

Tabulator	John Moolenaar	Write-in	Overvotes	Undervotes	Total ballots
City of Midland, Ward 5 Pct 2 ICP 1	227	3	0	28	456
<b>Total</b>	<b>227</b>	<b>3</b>	<b>0</b>	<b>28</b>	<b>456</b>

### State Senator 36th (R) (Vote for 1)

Tabulator	Jim Stamas	Write-in	Overvotes	Undervotes	Total ballots
City of Midland, Ward 5 Pct 2 ICP 1	226	2	0	30	456
<b>Total</b>	<b>226</b>	<b>2</b>	<b>0</b>	<b>30</b>	<b>456</b>



**Rep in Legislature 98th District (R) (Vote for 1)**

Tabulator	Annette Glenn	Carl L. Hamann	Write-in	Overvotes	Undervotes	Total ballots
City of Midland, Ward 5 Pct 2 ICP 1	136	89	0	0	33	456
<b>Total</b>	<b>136</b>	<b>89</b>	<b>0</b>	<b>0</b>	<b>33</b>	<b>456</b>

**County Commissioner 7th District (R) (Vote for 1)**

Tabulator	Scott D. Noesen	Write-in	Overvotes	Undervotes	Total ballots
City of Midland, Ward 5 Pct 2 ICP 1	199	2	0	57	456
<b>Total</b>	<b>199</b>	<b>2</b>	<b>0</b>	<b>57</b>	<b>456</b>

**Delegate for City of Midland Ward 5 Pct 2 (R) (Vote for 4)**

Tabulator	Luke Derheim	Linda P. Lauderbach	William C. Lauderbach	Write-in	Overvotes	Undervotes	Total ballots
City of Midland, Ward 5 Pct 2 ICP 1	137	154	145	2	0	594	456
<b>Total</b>	<b>137</b>	<b>154</b>	<b>145</b>	<b>2</b>	<b>0</b>	<b>594</b>	<b>456</b>

**Governor (D) (Vote for 1)**

Tabulator	Abdul El-Sayed	Shri Thanedar	Gretchen Whitmer	Write-in	Overvotes	Undervotes	Total ballots
City of Midland, Ward 5 Pct 2 ICP 1	66	23	104	0	0	1	456
<b>Total</b>	<b>66</b>	<b>23</b>	<b>104</b>	<b>0</b>	<b>0</b>	<b>1</b>	<b>456</b>

**United States Senator (D) (Vote for 1)**

Tabulator	Debbie Stabenow	Write-in	Overvotes	Undervotes	Total ballots
City of Midland, Ward 5 Pct 2 ICP 1	183	0	0	11	456
<b>Total</b>	<b>183</b>	<b>0</b>	<b>0</b>	<b>11</b>	<b>456</b>

### Rep in Congress 4th (D) (Vote for 1)

Tabulator	Jerry Hilliard	Zigmond A. Kozicki	Write-in	Overvotes	Undervotes	Total ballots
City of Midland, Ward 5 Pct 2 ICP 1	112	57	0	0	25	456
<b>Total</b>	<b>112</b>	<b>57</b>	<b>0</b>	<b>0</b>	<b>25</b>	<b>456</b>

### State Senator 36th (D) (Vote for 1)

Tabulator	Joe Weir	Write-in	Overvotes	Undervotes	Total ballots
City of Midland, Ward 5 Pct 2 ICP 1	166	0	0	28	456
<b>Total</b>	<b>166</b>	<b>0</b>	<b>0</b>	<b>28</b>	<b>456</b>

### Rep in Legislature 98th District (D) (Vote for 1)

Tabulator	Sarah Schulz	Write-in	Overvotes	Undervotes	Total ballots
City of Midland, Ward 5 Pct 2 ICP 1	175	0	0	19	456
<b>Total</b>	<b>175</b>	<b>0</b>	<b>0</b>	<b>19</b>	<b>456</b>

### County Commissioner 7th District (D) (Vote for 1)

Tabulator	Write-in	Overvotes	Undervotes	Total ballots
City of Midland, Ward 5 Pct 2 ICP 1	15	0	179	456
<b>Total</b>	<b>15</b>	<b>0</b>	<b>179</b>	<b>456</b>

**Delegate for City of Midland Ward 5 Pct 2 (D) (Vote for 2)**

Tabulator	Danielle Fergin	Write-in	Overvotes	Undervotes	Total ballots
City of Midland, Ward 5 Pct 2 ICP 1	162	1	0	225	456
<b>Total</b>	<b>162</b>	<b>1</b>	<b>0</b>	<b>225</b>	<b>456</b>

**Governor (L) (Vote for 1)**

Tabulator	Bill Gelineau	John J. Tatar	Write-in	Overvotes	Undervotes	Total ballots
City of Midland, Ward 5 Pct 2 ICP 1	0	0	0	0	0	456
<b>Total</b>	<b>0</b>	<b>0</b>	<b>0</b>	<b>0</b>	<b>0</b>	<b>456</b>

**United States Senator (L) (Vote for 1)**

Tabulator	Write-in	Overvotes	Undervotes	Total ballots
City of Midland, Ward 5 Pct 2 ICP 1	0	0	0	456
<b>Total</b>	<b>0</b>	<b>0</b>	<b>0</b>	<b>456</b>

**Rep in Congress 4th (L) (Vote for 1)**

Tabulator	Write-in	Overvotes	Undervotes	Total ballots
City of Midland, Ward 5 Pct 2 ICP 1	0	0	0	456
<b>Total</b>	<b>0</b>	<b>0</b>	<b>0</b>	<b>456</b>

**State Senator 36th (L) (Vote for 1)**

Tabulator	Write-in	Overvotes	Undervotes	Total ballots
City of Midland, Ward 5 Pct 2 ICP 1	0	0	0	456
<b>Total</b>	<b>0</b>	<b>0</b>	<b>0</b>	<b>456</b>

**Rep in Legislature 98th District (L) (Vote for 1)**

Tabulator	Write-in	Overvotes	Undervotes	Total ballots
City of Midland, Ward 5 Pct 2 ICP 1	0	0	0	456
<b>Total</b>	<b>0</b>	<b>0</b>	<b>0</b>	<b>456</b>

**County Commissioner 7th District (L) (Vote for 1)**

Tabulator	Write-in	Overvotes	Undervotes	Total ballots
City of Midland, Ward 5 Pct 2 ICP 1	0	0	0	456
<b>Total</b>	<b>0</b>	<b>0</b>	<b>0</b>	<b>456</b>

**Delegate for City of Midland Ward 5 Pct 2 (L) (Vote for 2)**

Tabulator	Write-in	Overvotes	Undervotes	Total ballots
City of Midland, Ward 5 Pct 2 ICP 1	0	0	0	456
<b>Total</b>	<b>0</b>	<b>0</b>	<b>0</b>	<b>456</b>

**County Proposal 1 SERVICES TO OLDER CITIZENS  
MILLAGE RENEWAL PROPOSAL (Vote for 1)**

Tabulator	Yes	No	Overvotes	Undervotes	Total ballots
City of Midland, Ward 5 Pct 2 ICP 1	328	62	0	66	456
<b>Total</b>	<b>328</b>	<b>62</b>	<b>0</b>	<b>66</b>	<b>456</b>

**County Proposal 2 ROAD MILLAGE RENEWAL  
PROPOSAL (Vote for 1)**

Tabulator	Yes	No	Overvotes	Undervotes	Total ballots
City of Midland, Ward 5 Pct 2 ICP 1	330	61	0	65	456
<b>Total</b>	<b>330</b>	<b>61</b>	<b>0</b>	<b>65</b>	<b>456</b>

## Results per Tabulator Midland August 2018

2018-08-07 23:17:30

### Governor (R) (Vote for 1)

Tabulator	Brian Calley	Patrick Colbeck	Jim Hines	Bill Schuette	Write-in	Overvotes	Undervotes	Total ballots
City of Midland, Ward 5 Pct 3 ICP 1	46	9	31	193	0	1	0	535
<b>Total</b>	<b>46</b>	<b>9</b>	<b>31</b>	<b>193</b>	<b>0</b>	<b>1</b>	<b>0</b>	<b>535</b>

### United States Senator (R) (Vote for 1)

Tabulator	John James	Sandy Pensler	Write-in	Overvotes	Undervotes	Total ballots
City of Midland, Ward 5 Pct 3 ICP 1	139	117	0	1	23	535
<b>Total</b>	<b>139</b>	<b>117</b>	<b>0</b>	<b>1</b>	<b>23</b>	<b>535</b>

### Rep in Congress 4th (R) (Vote for 1)

Tabulator	John Moolenaar	Write-in	Overvotes	Undervotes	Total ballots
City of Midland, Ward 5 Pct 3 ICP 1	249	3	0	28	535
<b>Total</b>	<b>249</b>	<b>3</b>	<b>0</b>	<b>28</b>	<b>535</b>

### State Senator 36th (R) (Vote for 1)

Tabulator	Jim Stamas	Write-in	Overvotes	Undervotes	Total ballots
City of Midland, Ward 5 Pct 3 ICP 1	249	2	0	29	535
<b>Total</b>	<b>249</b>	<b>2</b>	<b>0</b>	<b>29</b>	<b>535</b>

**Rep in Legislature 98th District (R) (Vote for 1)**

Tabulator	Annette Glenn	Carl L. Hamann	Write-in	Overvotes	Undervotes	Total ballots
City of Midland, Ward 5 Pct 3 ICP 1	129	116	1	1	33	535
<b>Total</b>	<b>129</b>	<b>116</b>	<b>1</b>	<b>1</b>	<b>33</b>	<b>535</b>

**County Commissioner 6th District (R) (Vote for 1)**

Tabulator	Eric A. Dorrien	Write-in	Overvotes	Undervotes	Total ballots
City of Midland, Ward 5 Pct 3 ICP 1	230	1	0	49	535
<b>Total</b>	<b>230</b>	<b>1</b>	<b>0</b>	<b>49</b>	<b>535</b>

**Delegate for City of Midland Ward 5 Pct 3 (R) (Vote for 4)**

Tabulator	Robert E. Bourne	Rodney Kloha	Laura Lee	Scott Stephenson	Write-in	Overvotes	Undervotes	Total ballots
City of Midland, Ward 5 Pct 3 ICP 1	158	138	155	178	3	0	488	535
<b>Total</b>	<b>158</b>	<b>138</b>	<b>155</b>	<b>178</b>	<b>3</b>	<b>0</b>	<b>488</b>	<b>535</b>

**Governor (D) (Vote for 1)**

Tabulator	Abdul El-Sayed	Shri Thanedar	Gretchen Whitmer	Write-in	Overvotes	Undervotes	Total ballots
City of Midland, Ward 5 Pct 3 ICP 1	80	24	142	0	0	1	535
<b>Total</b>	<b>80</b>	<b>24</b>	<b>142</b>	<b>0</b>	<b>0</b>	<b>1</b>	<b>535</b>

**United States Senator (D) (Vote for 1)**

Tabulator	Debbie Stabenow	Write-in	Overvotes	Undervotes	Total ballots
City of Midland, Ward 5 Pct 3 ICP 1	229	0	0	18	535
<b>Total</b>	<b>229</b>	<b>0</b>	<b>0</b>	<b>18</b>	<b>535</b>

**Rep in Congress 4th (D) (Vote for 1)**

Tabulator	Jerry Hilliard	Zigmond A. Kozicki	Write-in	Overvotes	Undervotes	Total ballots
City of Midland, Ward 5 Pct 3 ICP 1	110	110	1	0	26	535
<b>Total</b>	<b>110</b>	<b>110</b>	<b>1</b>	<b>0</b>	<b>26</b>	<b>535</b>

**State Senator 36th (D) (Vote for 1)**

Tabulator	Joe Weir	Write-in	Overvotes	Undervotes	Total ballots
City of Midland, Ward 5 Pct 3 ICP 1	223	0	0	24	535
<b>Total</b>	<b>223</b>	<b>0</b>	<b>0</b>	<b>24</b>	<b>535</b>

**Rep in Legislature 98th District (D) (Vote for 1)**

Tabulator	Sarah Schulz	Write-in	Overvotes	Undervotes	Total ballots
City of Midland, Ward 5 Pct 3 ICP 1	224	0	1	22	535
<b>Total</b>	<b>224</b>	<b>0</b>	<b>1</b>	<b>22</b>	<b>535</b>

**County Commissioner 6th District (D) (Vote for 1)**

Tabulator	Write-in	Overvotes	Undervotes	Total ballots
City of Midland, Ward 5 Pct 3 ICP 1	12	0	235	535
<b>Total</b>	<b>12</b>	<b>0</b>	<b>235</b>	<b>535</b>

### Delegate for City of Midland Ward 5 Pct 3 (D) (Vote for 2)

Tabulator	Jacob Sinclair	Write-in	Overvotes	Undervotes	Total ballots
City of Midland, Ward 5 Pct 3 ICP 1	216	1	0	277	535
<b>Total</b>	<b>216</b>	<b>1</b>	<b>0</b>	<b>277</b>	<b>535</b>

### Governor (L) (Vote for 1)

Tabulator	Bill Gelineau	John J. Tatar	Write-in	Overvotes	Undervotes	Total ballots
City of Midland, Ward 5 Pct 3 ICP 1	3	1	0	0	0	535
<b>Total</b>	<b>3</b>	<b>1</b>	<b>0</b>	<b>0</b>	<b>0</b>	<b>535</b>

### United States Senator (L) (Vote for 1)

Tabulator	Write-in	Overvotes	Undervotes	Total ballots
City of Midland, Ward 5 Pct 3 ICP 1	0	0	4	535
<b>Total</b>	<b>0</b>	<b>0</b>	<b>4</b>	<b>535</b>

### Rep in Congress 4th (L) (Vote for 1)

Tabulator	Write-in	Overvotes	Undervotes	Total ballots
City of Midland, Ward 5 Pct 3 ICP 1	0	0	4	535
<b>Total</b>	<b>0</b>	<b>0</b>	<b>4</b>	<b>535</b>

### State Senator 36th (L) (Vote for 1)

Tabulator	Write-in	Overvotes	Undervotes	Total ballots
City of Midland, Ward 5 Pct 3 ICP 1	0	0	4	535
<b>Total</b>	<b>0</b>	<b>0</b>	<b>4</b>	<b>535</b>



**Rep in Legislature 98th District (L) (Vote for 1)**

Tabulator	Write-in	Overvotes	Undervotes	Total ballots
City of Midland, Ward 5 Pct 3 ICP 1	0	0	4	535
<b>Total</b>	<b>0</b>	<b>0</b>	<b>4</b>	<b>535</b>

**County Commissioner 6th District (L) (Vote for 1)**

Tabulator	Write-in	Overvotes	Undervotes	Total ballots
City of Midland, Ward 5 Pct 3 ICP 1	0	0	4	535
<b>Total</b>	<b>0</b>	<b>0</b>	<b>4</b>	<b>535</b>

**Delegate for City of Midland Ward 5 Pct 3 (L) (Vote for 2)**

Tabulator	Write-in	Overvotes	Undervotes	Total ballots
City of Midland, Ward 5 Pct 3 ICP 1	0	0	8	535
<b>Total</b>	<b>0</b>	<b>0</b>	<b>8</b>	<b>535</b>

**County Proposal 1 SERVICES TO OLDER CITIZENS  
MILLAGE RENEWAL PROPOSAL (Vote for 1)**

Tabulator	Yes	No	Overvotes	Undervotes	Total ballots
City of Midland, Ward 5 Pct 3 ICP 1	399	75	0	61	535
<b>Total</b>	<b>399</b>	<b>75</b>	<b>0</b>	<b>61</b>	<b>535</b>

**County Proposal 2 ROAD MILLAGE RENEWAL  
PROPOSAL (Vote for 1)**

Tabulator	Yes	No	Overvotes	Undervotes	Total ballots
City of Midland, Ward 5 Pct 3 ICP 1	401	75	0	59	535
<b>Total</b>	<b>401</b>	<b>75</b>	<b>0</b>	<b>59</b>	<b>535</b>

## Results per Tabulator Midland August 2018

2018-08-07 23:17:58

### Governor (R) (Vote for 1)

Tabulator	Brian Calley	Patrick Colbeck	Jim Hines	Bill Schuette	Write-in	Overvotes	Undervotes	Total ballots
City of Midland, Ward 5 Pct 4 ICP 1	46	7	20	176	1	0	4	434
<b>Total</b>	<b>46</b>	<b>7</b>	<b>20</b>	<b>176</b>	<b>1</b>	<b>0</b>	<b>4</b>	<b>434</b>

### United States Senator (R) (Vote for 1)

Tabulator	John James	Sandy Pensler	Write-in	Overvotes	Undervotes	Total ballots
City of Midland, Ward 5 Pct 4 ICP 1	115	113	1	0	25	434
<b>Total</b>	<b>115</b>	<b>113</b>	<b>1</b>	<b>0</b>	<b>25</b>	<b>434</b>

### Rep in Congress 4th (R) (Vote for 1)

Tabulator	John Moolenaar	Write-in	Overvotes	Undervotes	Total ballots
City of Midland, Ward 5 Pct 4 ICP 1	217	4	0	33	434
<b>Total</b>	<b>217</b>	<b>4</b>	<b>0</b>	<b>33</b>	<b>434</b>

### State Senator 36th (R) (Vote for 1)

Tabulator	Jim Stamas	Write-in	Overvotes	Undervotes	Total ballots
City of Midland, Ward 5 Pct 4 ICP 1	217	2	0	35	434
<b>Total</b>	<b>217</b>	<b>2</b>	<b>0</b>	<b>35</b>	<b>434</b>

### Rep in Legislature 98th District (R) (Vote for 1)

Tabulator	Annette Glenn	Carl L. Hamann	Write-in	Overvotes	Undervotes	Total ballots
City of Midland, Ward 5 Pct 4 ICP 1	151	71	2	0	30	434
<b>Total</b>	<b>151</b>	<b>71</b>	<b>2</b>	<b>0</b>	<b>30</b>	<b>434</b>

### County Commissioner 6th District (R) (Vote for 1)

Tabulator	Eric A. Dorrien	Write-in	Overvotes	Undervotes	Total ballots
City of Midland, Ward 5 Pct 4 ICP 1	197	2	0	55	434
<b>Total</b>	<b>197</b>	<b>2</b>	<b>0</b>	<b>55</b>	<b>434</b>

### Delegate for City of Midland Ward 5 Pct 4 (R) (Vote for 4)

Tabulator	Gayle Hanna	James H. Hanna	Write-in	Overvotes	Undervotes	Total ballots
City of Midland, Ward 5 Pct 4 ICP 1	159	145	9	0	703	434
<b>Total</b>	<b>159</b>	<b>145</b>	<b>9</b>	<b>0</b>	<b>703</b>	<b>434</b>

### Governor (D) (Vote for 1)

Tabulator	Abdul El-Sayed	Shri Thanedar	Gretchen Whitmer	Write-in	Overvotes	Undervotes	Total ballots
City of Midland, Ward 5 Pct 4 ICP 1	51	13	111	1	0	1	434
<b>Total</b>	<b>51</b>	<b>13</b>	<b>111</b>	<b>1</b>	<b>0</b>	<b>1</b>	<b>434</b>

### United States Senator (D) (Vote for 1)

Tabulator			Overvotes	Undervotes	

	Debbie Stabenow	Write-in			Total ballots
City of Midland, Ward 5 Pct 4 ICP 1	164	0	0	13	434
<b>Total</b>	<b>164</b>	<b>0</b>	<b>0</b>	<b>13</b>	<b>434</b>

### Rep in Congress 4th (D) (Vote for 1)

Tabulator	Jerry Hilliard	Zigmond A. Kozicki	Write-in	Overvotes	Undervotes	Total ballots
City of Midland, Ward 5 Pct 4 ICP 1	89	60	0	1	27	434
<b>Total</b>	<b>89</b>	<b>60</b>	<b>0</b>	<b>1</b>	<b>27</b>	<b>434</b>

### State Senator 36th (D) (Vote for 1)

Tabulator	Joe Weir	Write-in	Overvotes	Undervotes	Total ballots
City of Midland, Ward 5 Pct 4 ICP 1	150	0	0	27	434
<b>Total</b>	<b>150</b>	<b>0</b>	<b>0</b>	<b>27</b>	<b>434</b>

### Rep in Legislature 98th District (D) (Vote for 1)

Tabulator	Sarah Schulz	Write-in	Overvotes	Undervotes	Total ballots
City of Midland, Ward 5 Pct 4 ICP 1	158	0	0	19	434
<b>Total</b>	<b>158</b>	<b>0</b>	<b>0</b>	<b>19</b>	<b>434</b>

### County Commissioner 6th District (D) (Vote for 1)

Tabulator	Write-in	Overvotes	Undervotes	Total ballots
City of Midland, Ward 5 Pct 4 ICP 1	8	0	169	434
<b>Total</b>	<b>8</b>	<b>0</b>	<b>169</b>	<b>434</b>

**Delegate for City of Midland Ward 5 Pct 4 (D) (Vote for 2)**

Tabulator	Write-in	Overvotes	Undervotes	Total ballots
City of Midland, Ward 5 Pct 4 ICP 1	7	0	347	434
<b>Total</b>	<b>7</b>	<b>0</b>	<b>347</b>	<b>434</b>

**Governor (L) (Vote for 1)**

Tabulator	Bill Gelineau	John J. Tatar	Write-in	Overvotes	Undervotes	Total ballots
City of Midland, Ward 5 Pct 4 ICP 1	1	0	0	0	0	434
<b>Total</b>	<b>1</b>	<b>0</b>	<b>0</b>	<b>0</b>	<b>0</b>	<b>434</b>

**United States Senator (L) (Vote for 1)**

Tabulator	Write-in	Overvotes	Undervotes	Total ballots
City of Midland, Ward 5 Pct 4 ICP 1	0	0	1	434
<b>Total</b>	<b>0</b>	<b>0</b>	<b>1</b>	<b>434</b>

**Rep in Congress 4th (L) (Vote for 1)**

Tabulator	Write-in	Overvotes	Undervotes	Total ballots
City of Midland, Ward 5 Pct 4 ICP 1	0	0	1	434
<b>Total</b>	<b>0</b>	<b>0</b>	<b>1</b>	<b>434</b>

**State Senator 36th (L) (Vote for 1)**

Tabulator	Write-in	Overvotes	Undervotes	Total ballots
City of Midland, Ward 5 Pct 4 ICP 1	0	0	1	434
<b>Total</b>	<b>0</b>	<b>0</b>	<b>1</b>	<b>434</b>

**Rep in Legislature 98th District (L) (Vote for 1)**

Tabulator	Write-in	Overvotes	Undervotes	Total ballots
-----------	----------	-----------	------------	---------------

City of Midland, Ward 5 Pct 4 ICP 1	0	0	1	434
<b>Total</b>	<b>0</b>	<b>0</b>	<b>1</b>	<b>434</b>

**County Commissioner 6th District (L) (Vote for 1)**

Tabulator	Write-in	Overvotes	Undervotes	Total ballots
City of Midland, Ward 5 Pct 4 ICP 1	0	0	1	434
<b>Total</b>	<b>0</b>	<b>0</b>	<b>1</b>	<b>434</b>

**Delegate for City of Midland Ward 5 Pct 4 (L) (Vote for 2)**

Tabulator	Write-in	Overvotes	Undervotes	Total ballots
City of Midland, Ward 5 Pct 4 ICP 1	0	0	2	434
<b>Total</b>	<b>0</b>	<b>0</b>	<b>2</b>	<b>434</b>

**County Proposal 1 SERVICES TO OLDER CITIZENS MILLAGE RENEWAL PROPOSAL (Vote for 1)**

Tabulator	Yes	No	Overvotes	Undervotes	Total ballots
City of Midland, Ward 5 Pct 4 ICP 1	372	48	0	14	434
<b>Total</b>	<b>372</b>	<b>48</b>	<b>0</b>	<b>14</b>	<b>434</b>

**County Proposal 2 ROAD MILLAGE RENEWAL PROPOSAL (Vote for 1)**

Tabulator	Yes	No	Overvotes	Undervotes	Total ballots
City of Midland, Ward 5 Pct 4 ICP 1	365	49	0	20	434
<b>Total</b>	<b>365</b>	<b>49</b>	<b>0</b>	<b>20</b>	<b>434</b>

**County Proposal 3 EMERGENCY MEDICAL SERVICES (EMS) MILLAGE RENEWAL PROPOSAL (Vote for 1)**

Tabulator	Yes	No	Overvotes	Undervotes	Total ballots
City of Midland, Ward 5 Pct 4 ICP 1	387	28	1	18	434

Warren Township Pct 1 ICP 1	0	0	1	499
<b>Total</b>	<b>0</b>	<b>0</b>	<b>1</b>	<b>499</b>

### County Commissioner 1st District (L) (Vote for 1)

Tabulator	Write-in	Overvotes	Undervotes	Total ballots
Warren Township Pct 1 ICP 1	0	0	1	499
<b>Total</b>	<b>0</b>	<b>0</b>	<b>1</b>	<b>499</b>

### Delegate for Warren Twp Pct 1 (L) (Vote for 2)

Tabulator	Write-in	Overvotes	Undervotes	Total ballots
Warren Township Pct 1 ICP 1	0	0	2	499
<b>Total</b>	<b>0</b>	<b>0</b>	<b>2</b>	<b>499</b>

### County Proposal 1 SERVICES TO OLDER CITIZENS MILLAGE RENEWAL PROPOSAL (Vote for 1)

Tabulator	Yes	No	Overvotes	Undervotes	Total ballots
Warren Township Pct 1 ICP 1	345	113	0	41	499
<b>Total</b>	<b>345</b>	<b>113</b>	<b>0</b>	<b>41</b>	<b>499</b>

### County Proposal 2 ROAD MILLAGE RENEWAL PROPOSAL (Vote for 1)

Tabulator	Yes	No	Overvotes	Undervotes	Total ballots
Warren Township Pct 1 ICP 1	329	131	0	39	499
<b>Total</b>	<b>329</b>	<b>131</b>	<b>0</b>	<b>39</b>	<b>499</b>

### County Proposal 3 EMERGENCY MEDICAL SERVICES (EMS) MILLAGE RENEWAL PROPOSAL (Vote for 1)

Tabulator	Yes	No	Overvotes	Undervotes	Total ballots
Warren Township Pct 1 ICP 1	368	87	0	44	499

# Results per Precinct August 2018 Missaukee Official

2018-08-08 14:45:39

**Governor (REP) (Vote for 1)**

Precinct	Brian Calley - REP	Patrick Colbeck - REP	Jim Hines - REP	Bill Schuette - REP	Write-in
City of Lake City, Precinct 1	36	6	25	83	0
City of McBain, Precinct 1	38	11	15	72	0
Aetna Township, Precinct 1	18	3	12	52	0
Bloomfield Township, Precinct 1	22	6	27	48	0
Butterfield Township, Precinct 1	22	14	12	52	0
Caldwell Township, Precinct 1	56	18	28	133	0
Clam Union Township, Precinct 1	41	21	21	104	0
Enterprise Township, Precinct 1	9	1	13	21	0
Forest Township, Precinct 1	55	12	37	91	0
Holland Township, Precinct 1	13	0	6	23	0
Lake Township, Precinct 1	167	21	81	277	0
Norwich Township, Precinct 1	31	14	8	72	0
Pioneer Township, Precinct 1	12	5	12	40	1
Reeder Township, Precinct 1	40	25	35	119	1
Richland Township, Precinct 1	76	20	45	175	0
Riverside Township, Precinct 1	42	10	33	133	0
West Branch Township, Precinct 1	26	1	11	44	0
<b>Total</b>	<b>704</b>	<b>188</b>	<b>421</b>	<b>1,539</b>	<b>2</b>

**United States Senator (REP) (Vote for 1)**

Precinct	John James - REP	Sandy Pensler - REP	Write-in
City of Lake City, Precinct 1	56	89	2
City of McBain, Precinct 1	51	78	0
Aetna Township, Precinct 1	39	47	0
Bloomfield Township, Precinct 1	38	63	0
Butterfield Township, Precinct 1	46	46	0
Caldwell Township, Precinct 1	94	135	0
Clam Union Township, Precinct 1	118	63	0
Enterprise Township, Precinct 1	11	30	0
Forest Township, Precinct 1	90	99	0
Holland Township, Precinct 1	14	26	0
Lake Township, Precinct 1	225	300	1
Norwich Township, Precinct 1	43	80	0
Pioneer Township, Precinct 1	26	40	2
Reeder Township, Precinct 1	115	97	1
Richland Township, Precinct 1	155	150	0
Riverside Township, Precinct 1	130	80	1
West Branch Township, Precinct 1	38	41	0
<b>Total</b>	<b>1,289</b>	<b>1,464</b>	<b>7</b>

**Representative In Congress 4th District (REP) (Vote for 1)**

Precinct	John Moolenaar - REP	Write-in
City of Lake City, Precinct 1	134	1
City of McBain, Precinct 1	132	0
Aetna Township, Precinct 1	83	0
Bloomfield Township, Precinct 1	93	1
Butterfield Township, Precinct 1	81	2



Caldwell Township, Precinct 1	209	0
Clam Union Township, Precinct 1	182	0
Enterprise Township, Precinct 1	34	1
Forest Township, Precinct 1	175	0
Holland Township, Precinct 1	35	0
Lake Township, Precinct 1	484	0
Norwich Township, Precinct 1	111	0
Pioneer Township, Precinct 1	54	1
Reeder Township, Precinct 1	199	0
Richland Township, Precinct 1	301	0
Riverside Township, Precinct 1	204	0
West Branch Township, Precinct 1	74	0
<b>Total</b>	<b>2,585</b>	<b>6</b>

**State Senator 35th District (REP) (Vote for 1)**

Precinct	Ray A. Franz - REP	Bruce R. Rendon - REP	Cary Urka - REP	Curt VanderWall - REP	Write-in
City of Lake City, Precinct 1	11	83	3	51	0
City of McBain, Precinct 1	12	32	0	90	0
Aetna Township, Precinct 1	1	39	1	45	0
Bloomfield Township, Precinct 1	13	49	2	38	0
Butterfield Township, Precinct 1	12	37	3	46	0
Caldwell Township, Precinct 1	28	102	7	96	0
Clam Union Township, Precinct 1	8	62	1	116	0
Enterprise Township, Precinct 1	2	15	0	26	0
Forest Township, Precinct 1	22	92	6	72	0
Holland Township, Precinct 1	2	15	1	23	0
Lake Township, Precinct 1	62	275	7	191	0
Norwich Township, Precinct 1	11	55	1	57	0
Pioneer Township, Precinct 1	10	27	3	27	0
Reeder Township, Precinct 1	19	109	1	95	1
Richland Township, Precinct 1	20	96	4	194	0
Riverside Township, Precinct 1	19	75	2	122	0
West Branch Township, Precinct 1	6	34	0	42	0
<b>Total</b>	<b>258</b>	<b>1,197</b>	<b>42</b>	<b>1,331</b>	<b>1</b>

**Representative In State Legislature 103rd District (REP) (Vote for 1)**

Precinct	Daire Rendon - REP	Write-in
City of Lake City, Precinct 1	120	3
City of McBain, Precinct 1	125	0
Aetna Township, Precinct 1	81	0
Bloomfield Township, Precinct 1	91	0
Butterfield Township, Precinct 1	68	3
Caldwell Township, Precinct 1	197	0
Clam Union Township, Precinct 1	166	0
Enterprise Township, Precinct 1	33	2
Forest Township, Precinct 1	164	0
Holland Township, Precinct 1	37	0
Lake Township, Precinct 1	460	6
Norwich Township, Precinct 1	106	2
Pioneer Township, Precinct 1	48	1
Reeder Township, Precinct 1	186	0
Richland Township, Precinct 1	284	5
Riverside Township, Precinct 1	198	3
West Branch Township, Precinct 1	72	1

<b>Total</b>	<b>2,436</b>	<b>26</b>
--------------	--------------	-----------

**County Road Commissioner (REP) (Vote for 1)**

Precinct	Write-in
City of Lake City, Precinct 1	19
City of McBain, Precinct 1	13
Aetna Township, Precinct 1	8
Bloomfield Township, Precinct 1	13
Butterfield Township, Precinct 1	9
Caldwell Township, Precinct 1	23
Clam Union Township, Precinct 1	12
Enterprise Township, Precinct 1	5
Forest Township, Precinct 1	25
Holland Township, Precinct 1	5
Lake Township, Precinct 1	46
Norwich Township, Precinct 1	10
Pioneer Township, Precinct 1	5
Reeder Township, Precinct 1	15
Richland Township, Precinct 1	22
Riverside Township, Precinct 1	16
West Branch Township, Precinct 1	9
<b>Total</b>	<b>255</b>

**County Commissioner 1st District (REP) (Vote for 1)**

Precinct	Lan Bridson - REP	Write-in
Caldwell Township, Precinct 1	198	0
Lake Township, Precinct 1	62	0
<b>Total</b>	<b>260</b>	<b>0</b>

**County Commissioner 2nd District (REP) (Vote for 1)**

Precinct	Frank Vanderwal - REP	Write-in
Bloomfield Township, Precinct 1	86	0
Enterprise Township, Precinct 1	39	0
Norwich Township, Precinct 1	109	0
Pioneer Township, Precinct 1	49	1
West Branch Township, Precinct 1	76	0
<b>Total</b>	<b>359</b>	<b>1</b>

**County Commissioner 3rd District (REP) (Vote for 1)**

Precinct	Pam Niebrzydowski - REP	Write-in
City of Lake City, Precinct 1	123	1
Forest Township, Precinct 1	149	0
<b>Total</b>	<b>272</b>	<b>1</b>

**County Commissioner 4th District (REP) (Vote for 1)**

Precinct	Roger Ouwinga - REP	Write-in
Lake Township, Precinct 1	394	1
<b>Total</b>	<b>394</b>	<b>1</b>

**County Commissioner 5th District (REP) (Vote for 1)**

Precinct	Dean Smallegan - REP	Write-in
City of McBain, Precinct 1	127	0
Richland Township, Precinct 1	288	1
<b>Total</b>	<b>415</b>	<b>1</b>

**County Commissioner 6th District (REP) (Vote for 1)**

Total	6
-------	---

**Delegate To County Convention Enterprise Township (REP) (Vote for 2)**

Precinct	Write-in
Enterprise Township, Precinct 1	5
<b>Total</b>	<b>5</b>

**Delegate To County Convention Forest Township (REP) (Vote for 7)**

Precinct	Write-in
Forest Township, Precinct 1	21
<b>Total</b>	<b>21</b>

**Delegate To County Convention Holland Township (REP) (Vote for 2)**

Precinct	Write-in
Holland Township, Precinct 1	5
<b>Total</b>	<b>5</b>

**Delegate To County Convention Lake Township (REP) (Vote for 21)**

Precinct	Bruce R. Rendon - REP	Tiffany Rice - REP	Write-in
Lake Township, Precinct 1	382	181	2
<b>Total</b>	<b>382</b>	<b>181</b>	<b>2</b>

**Delegate To County Convention Norwich Township (REP) (Vote for 5)**

Precinct	Write-in
Norwich Township, Precinct 1	10
<b>Total</b>	<b>10</b>

**Delegate To County Convention Pioneer Township (REP) (Vote for 4)**

Precinct	Write-in
Pioneer Township, Precinct 1	10
<b>Total</b>	<b>10</b>

**Delegate To County Convention Reeder Township (REP) (Vote for 8)**

Precinct	Marjorie J. Preister - REP	Write-in
Reeder Township, Precinct 1	157	2
<b>Total</b>	<b>157</b>	<b>2</b>

**Delegate To County Convention Richland Township (REP) (Vote for 13)**

Precinct	David Meyering - REP	Write-in
Richland Township, Precinct 1	264	1
<b>Total</b>	<b>264</b>	<b>1</b>

**Delegate To County Convention Riverside Township (REP) (Vote for 9)**

Precinct	Carolyn Flore - REP	Write-in
Riverside Township, Precinct 1	155	3
<b>Total</b>	<b>155</b>	<b>3</b>

**Delegate To County Convention West Branch Township (REP) (Vote for 3)**

Precinct	Write-in
West Branch Township, Precinct 1	8
<b>Total</b>	<b>8</b>

**Governor (DEM) (Vote for 1)**

Precinct	Abdul El-Sayed - DEM	Shri Thanedar - DEM	Gretchen Whitmer - DEM	Write-in
City of Lake City, Precinct 1	12	12	53	0
City of McBain, Precinct 1	1	4	14	0

Aetna Township, Precinct 1	3	1	6	0
Bloomfield Township, Precinct 1	7	7	26	0
Butterfield Township, Precinct 1	4	5	28	0
Caldwell Township, Precinct 1	5	6	33	0
Clam Union Township, Precinct 1	9	11	7	0
Enterprise Township, Precinct 1	1	1	6	0
Forest Township, Precinct 1	10	12	50	0
Holland Township, Precinct 1	1	4	17	0
Lake Township, Precinct 1	37	36	146	0
Norwich Township, Precinct 1	3	13	19	1
Pioneer Township, Precinct 1	4	10	13	0
Reeder Township, Precinct 1	8	14	48	0
Richland Township, Precinct 1	5	8	17	0
Riverside Township, Precinct 1	4	4	16	0
West Branch Township, Precinct 1	2	3	19	0
<b>Total</b>	<b>116</b>	<b>151</b>	<b>518</b>	<b>1</b>

**United States Senator (DEM) (Vote for 1)**

Precinct	Debbie Stabenow - DEM	Write-in
City of Lake City, Precinct 1	72	0
City of McBain, Precinct 1	18	0
Aetna Township, Precinct 1	10	0
Bloomfield Township, Precinct 1	38	1
Butterfield Township, Precinct 1	36	0
Caldwell Township, Precinct 1	41	0
Clam Union Township, Precinct 1	26	1
Enterprise Township, Precinct 1	8	0
Forest Township, Precinct 1	65	0
Holland Township, Precinct 1	18	0
Lake Township, Precinct 1	207	0
Norwich Township, Precinct 1	32	1
Pioneer Township, Precinct 1	24	1
Reeder Township, Precinct 1	64	1
Richland Township, Precinct 1	26	0
Riverside Township, Precinct 1	23	0
West Branch Township, Precinct 1	18	1
<b>Total</b>	<b>726</b>	<b>6</b>

**Representative In Congress 4th District (DEM) (Vote for 1)**

Precinct	Jerry Hilliard - DEM	Zigmund A. Kozicki - DEM	Write-in
City of Lake City, Precinct 1	34	29	0
City of McBain, Precinct 1	13	3	0
Aetna Township, Precinct 1	6	3	0
Bloomfield Township, Precinct 1	29	8	0
Butterfield Township, Precinct 1	30	3	0
Caldwell Township, Precinct 1	27	12	0
Clam Union Township, Precinct 1	16	7	0
Enterprise Township, Precinct 1	5	2	1
Forest Township, Precinct 1	41	21	0
Holland Township, Precinct 1	17	3	0
Lake Township, Precinct 1	143	52	0
Norwich Township, Precinct 1	20	10	1
Pioneer Township, Precinct 1	14	7	1
Reeder Township, Precinct 1	44	15	0
Richland Township, Precinct 1	16	11	0
Riverside Township, Precinct 1	16	4	0

West Branch Township, Precinct 1	13	5	1
<b>Total</b>	<b>484</b>	<b>195</b>	<b>4</b>

**State Senator 35th District (DEM) (Vote for 1)**

Precinct	Mike Taillard - DEM	Write-in
City of Lake City, Precinct 1	62	0
City of McBain, Precinct 1	16	0
Aetna Township, Precinct 1	9	0
Bloomfield Township, Precinct 1	35	0
Butterfield Township, Precinct 1	34	0
Caldwell Township, Precinct 1	40	1
Clam Union Township, Precinct 1	22	0
Enterprise Township, Precinct 1	7	1
Forest Township, Precinct 1	56	0
Holland Township, Precinct 1	20	0
Lake Township, Precinct 1	188	1
Norwich Township, Precinct 1	27	1
Pioneer Township, Precinct 1	20	1
Reeder Township, Precinct 1	57	0
Richland Township, Precinct 1	25	0
Riverside Township, Precinct 1	19	1
West Branch Township, Precinct 1	16	1
<b>Total</b>	<b>653</b>	<b>7</b>

**Representative In State Legislature 103rd District (DEM) (Vote for 1)**

Precinct	Steve Loomis - DEM	Tim Schaiberger - DEM	Write-in
City of Lake City, Precinct 1	35	25	0
City of McBain, Precinct 1	3	13	0
Aetna Township, Precinct 1	6	3	0
Bloomfield Township, Precinct 1	18	17	0
Butterfield Township, Precinct 1	21	12	0
Caldwell Township, Precinct 1	16	24	0
Clam Union Township, Precinct 1	12	10	0
Enterprise Township, Precinct 1	5	2	1
Forest Township, Precinct 1	36	26	0
Holland Township, Precinct 1	13	5	0
Lake Township, Precinct 1	119	68	0
Norwich Township, Precinct 1	21	8	1
Pioneer Township, Precinct 1	14	6	1
Reeder Township, Precinct 1	38	21	0
Richland Township, Precinct 1	16	11	0
Riverside Township, Precinct 1	10	9	0
West Branch Township, Precinct 1	8	7	1
<b>Total</b>	<b>391</b>	<b>267</b>	<b>4</b>

**County Road Commissioner (DEM) (Vote for 1)**

Precinct	Write-in
City of Lake City, Precinct 1	5
City of McBain, Precinct 1	0
Aetna Township, Precinct 1	0
Bloomfield Township, Precinct 1	5
Butterfield Township, Precinct 1	6
Caldwell Township, Precinct 1	4
Clam Union Township, Precinct 1	3
Enterprise Township, Precinct 1	1
Forest Township, Precinct 1	3

**Delegate To County Convention Holland Township (DEM) (Vote for 1)**

Precinct	Write-in
Holland Township, Precinct 1	4
<b>Total</b>	<b>4</b>

**Delegate To County Convention Lake Township (DEM) (Vote for 7)**

Precinct	Write-in
Lake Township, Precinct 1	29
<b>Total</b>	<b>29</b>

**Delegate To County Convention Norwich Township (DEM) (Vote for 3)**

Precinct	Write-in
Norwich Township, Precinct 1	7
<b>Total</b>	<b>7</b>

**Delegate To County Convention Pioneer Township (DEM) (Vote for 3)**

Precinct	Write-in
Pioneer Township, Precinct 1	9
<b>Total</b>	<b>9</b>

**Delegate To County Convention Reeder Township (DEM) (Vote for 7)**

Precinct	Write-in
Reeder Township, Precinct 1	12
<b>Total</b>	<b>12</b>

**Delegate To County Convention Richland Township (DEM) (Vote for 9)**

Precinct	Write-in
Richland Township, Precinct 1	11
<b>Total</b>	<b>11</b>

**Delegate To County Convention Riverside Township (DEM) (Vote for 9)**

Precinct	Write-in
Riverside Township, Precinct 1	3
<b>Total</b>	<b>3</b>

**Delegate To County Convention West Branch Township (DEM) (Vote for 9)**

Precinct	Write-in
West Branch Township, Precinct 1	2
<b>Total</b>	<b>2</b>

**Governor (LIB) (Vote for 1)**

Precinct	Bill Gelineau - LIB	John J. Tatar - LIB	Write-in
City of Lake City, Precinct 1	0	0	0
City of McBain, Precinct 1	0	0	0
Aetna Township, Precinct 1	0	0	0
Bloomfield Township, Precinct 1	0	0	0
Butterfield Township, Precinct 1	0	0	0
Caldwell Township, Precinct 1	0	0	0
Clam Union Township, Precinct 1	0	0	0
Enterprise Township, Precinct 1	0	0	0
Forest Township, Precinct 1	1	0	0
Holland Township, Precinct 1	0	0	1
Lake Township, Precinct 1	2	0	0
Norwich Township, Precinct 1	0	2	0
Pioneer Township, Precinct 1	0	0	0

Reeder Township, Precinct 1	0	0	0
Richland Township, Precinct 1	0	0	0
Riverside Township, Precinct 1	1	0	0
West Branch Township, Precinct 1	0	1	0
<b>Total</b>	<b>4</b>	<b>3</b>	<b>1</b>

**United States Senator (LIB) (Vote for 1)**

Precinct	Write-in
City of Lake City, Precinct 1	0
City of McBain, Precinct 1	0
Aetna Township, Precinct 1	0
Bloomfield Township, Precinct 1	0
Butterfield Township, Precinct 1	0
Caldwell Township, Precinct 1	0
Clam Union Township, Precinct 1	0
Enterprise Township, Precinct 1	0
Forest Township, Precinct 1	1
Holland Township, Precinct 1	1
Lake Township, Precinct 1	1
Norwich Township, Precinct 1	0
Pioneer Township, Precinct 1	0
Reeder Township, Precinct 1	0
Richland Township, Precinct 1	0
Riverside Township, Precinct 1	0
West Branch Township, Precinct 1	0
<b>Total</b>	<b>3</b>

**Representative In Congress 4th District (LIB) (Vote for 1)**

Precinct	Write-in
City of Lake City, Precinct 1	0
City of McBain, Precinct 1	0
Aetna Township, Precinct 1	0
Bloomfield Township, Precinct 1	0
Butterfield Township, Precinct 1	0
Caldwell Township, Precinct 1	0
Clam Union Township, Precinct 1	0
Enterprise Township, Precinct 1	0
Forest Township, Precinct 1	1
Holland Township, Precinct 1	0
Lake Township, Precinct 1	1
Norwich Township, Precinct 1	0
Pioneer Township, Precinct 1	0
Reeder Township, Precinct 1	0
Richland Township, Precinct 1	0
Riverside Township, Precinct 1	0
West Branch Township, Precinct 1	0
<b>Total</b>	<b>2</b>

**State Senator 35th District (LIB) (Vote for 1)**

Precinct	Timothy Coon - LIB	Write-in
City of Lake City, Precinct 1	0	0
City of McBain, Precinct 1	0	0
Aetna Township, Precinct 1	0	0
Bloomfield Township, Precinct 1	0	0
Butterfield Township, Precinct 1	0	0
Caldwell Township, Precinct 1	0	0

Clam Union Township, Precinct 1	0	0
Enterprise Township, Precinct 1	0	0
Forest Township, Precinct 1	1	0
Holland Township, Precinct 1	0	0
Lake Township, Precinct 1	2	0
Norwich Township, Precinct 1	2	0
Pioneer Township, Precinct 1	0	0
Reeder Township, Precinct 1	0	0
Richland Township, Precinct 1	0	0
Riverside Township, Precinct 1	1	0
West Branch Township, Precinct 1	1	0
<b>Total</b>	<b>7</b>	<b>0</b>

**Representative In State Legislature 103rd District (LIB) (Vote for 1)**

Precinct	Write-in
City of Lake City, Precinct 1	0
City of McBain, Precinct 1	0
Aetna Township, Precinct 1	0
Bloomfield Township, Precinct 1	0
Butterfield Township, Precinct 1	0
Caldwell Township, Precinct 1	0
Clam Union Township, Precinct 1	0
Enterprise Township, Precinct 1	0
Forest Township, Precinct 1	1
Holland Township, Precinct 1	0
Lake Township, Precinct 1	1
Norwich Township, Precinct 1	0
Pioneer Township, Precinct 1	0
Reeder Township, Precinct 1	0
Richland Township, Precinct 1	0
Riverside Township, Precinct 1	0
West Branch Township, Precinct 1	0
<b>Total</b>	<b>2</b>

**County Road Commissioner (LIB) (Vote for 1)**

Precinct	Write-in
City of Lake City, Precinct 1	0
City of McBain, Precinct 1	0
Aetna Township, Precinct 1	0
Bloomfield Township, Precinct 1	0
Butterfield Township, Precinct 1	0
Caldwell Township, Precinct 1	0
Clam Union Township, Precinct 1	0
Enterprise Township, Precinct 1	0
Forest Township, Precinct 1	1
Holland Township, Precinct 1	0
Lake Township, Precinct 1	1
Norwich Township, Precinct 1	0
Pioneer Township, Precinct 1	0
Reeder Township, Precinct 1	0
Richland Township, Precinct 1	0
Riverside Township, Precinct 1	0
West Branch Township, Precinct 1	1
<b>Total</b>	<b>3</b>

**County Commissioner 1st District (LIB) (Vote for 1)**

--	--



Norwich Township, Precinct 1	0
<b>Total</b>	<b>0</b>

**Delegate To County Convention Pioneer Township (LIB) (Vote for 2)**

Precinct	Write-in
Pioneer Township, Precinct 1	0
<b>Total</b>	<b>0</b>

**Delegate To County Convention Reeder Township (LIB) (Vote for 2)**

Precinct	Write-in
Reeder Township, Precinct 1	0
<b>Total</b>	<b>0</b>

**Delegate To County Convention Richland Township (LIB) (Vote for 2)**

Precinct	Write-in
Richland Township, Precinct 1	0
<b>Total</b>	<b>0</b>

**Delegate To County Convention Riverside Township (LIB) (Vote for 2)**

Precinct	Write-in
Riverside Township, Precinct 1	0
<b>Total</b>	<b>0</b>

**Delegate To County Convention West Branch Township (LIB) (Vote for 2)**

Precinct	Write-in
West Branch Township, Precinct 1	0
<b>Total</b>	<b>0</b>

**Judge Of Probate Court Non-Incumbent (Vote for 1)**

Precinct	Cameron S. Harwell	Dianne L. Hoffman	Melissa Ransom	Write-in
City of Lake City, Precinct 1	11	81	121	0
City of McBain, Precinct 1	5	49	84	0
Aetna Township, Precinct 1	2	22	68	0
Bloomfield Township, Precinct 1	17	44	61	1
Butterfield Township, Precinct 1	12	61	54	1
Caldwell Township, Precinct 1	33	96	109	0
Clam Union Township, Precinct 1	13	43	142	0
Enterprise Township, Precinct 1	5	17	21	0
Forest Township, Precinct 1	16	90	145	0
Holland Township, Precinct 1	3	30	21	0
Lake Township, Precinct 1	42	224	436	4
Norwich Township, Precinct 1	15	59	70	1
Pioneer Township, Precinct 1	15	31	39	0
Reeder Township, Precinct 1	11	96	180	0
Richland Township, Precinct 1	15	76	225	2
Riverside Township, Precinct 1	13	61	147	0
West Branch Township, Precinct 1	8	44	48	0
<b>Total</b>	<b>236</b>	<b>1,124</b>	<b>1,971</b>	<b>9</b>

**Missaukee County Proposal For County 9-1-1 Surcharge (Vote for 1)**

Precinct	Yes	No
City of Lake City, Precinct 1	143	79
City of McBain, Precinct 1	101	51
Aetna Township, Precinct 1	63	27
Bloomfield Township, Precinct 1	83	57
Butterfield Township, Precinct 1	77	63

# Statement of Votes Cast

Open Primary

Monroe County, Michigan

August 07, 2018

SOVC for: Governor (R), US Senate (R), D7 Congressional (R), D17 State Senate (R), D17 Representative (R), D56 Representative (R), Governor (D), US Senate (D), D7 Congressional (D), D17 State Senate (D), D17 Representative (D), D56 Representative (D), Governor (L), US Senate (L), D7 Congressional (L), D17 State Senate (L), D17 Representative (L), D56 Representative (L), All Districts, All Counting Groups

Official Results

Precinct	Registered Voters	Cards Cast	Voters Cast	% Turnout
<b>County</b>				
<b>Monroe County Michigan</b>				
City of Luna Pier, Precinct 1	1,122	262	262	23.35%
City of Milan, Precinct 1	1,559	0	0	0.00%
City of Monroe, Precinct 1	2,658	505	505	19.00%
City of Monroe, Precinct 2	2,472	447	447	18.08%
City of Monroe, Precinct 3N	1,237	226	226	18.27%
City of Monroe, Precinct 3S	1,422	181	181	12.73%
City of Monroe, Precinct 4	2,715	756	756	27.85%
City of Monroe, Precinct 5	2,753	858	858	31.17%
City of Monroe, Precinct 6	2,353	595	595	25.29%
City of Petersburg, Precinct 1	849	176	176	20.73%
Ash Township, Precinct 1	2,171	590	590	27.18%
Ash Township, Precinct 2	2,090	648	648	31.00%
Ash Township, Precinct 3	1,776	238	238	13.40%
Bedford Township, Precinct 1	1,145	227	227	19.83%
Bedford Township, Precinct 2	1,851	427	427	23.07%
Bedford Township, Precinct 3	1,716	394	394	22.96%
Bedford Township, Precinct 4	2,239	530	530	23.67%
Bedford Township, Precinct 5	2,075	455	455	21.93%
Bedford Township, Precinct 6	2,303	626	626	27.18%

RECEIVED/FILED  
MICHIGAN SECRETARY OF STATE  
2018 AUG 20 AM 10:02  
ELECTIONS/GREAT SEAL

Precinct	Registered Voters	Cards Cast	Voters Cast	% Turnout
Bedford Township, Precinct 7	1,865	484	484	25.95%
Bedford Township, Precinct 8	1,969	566	566	28.75%
Bedford Township, Precinct 9	1,250	366	366	29.28%
Bedford Township, Precinct 10	1,310	323	323	24.66%
Bedford Township, Precinct 11	2,336	517	517	22.13%
Bedford Township, Precinct 12	1,576	417	417	26.46%
Bedford Township, Precinct 13	1,884	460	460	24.42%
Bedford Township, Precinct 14	2,068	290	290	14.02%
Berlin Charter Township, Precinct 1	1,835	353	353	19.24%
Berlin Charter Township, Precinct 2	2,492	650	650	26.08%
Berlin Charter Township, Precinct 3	1,207	373	373	30.90%
Berlin Charter Township, Precinct 4	1,853	544	544	29.36%
Dundee Township, Precinct 1	1,539	336	336	21.83%
Dundee Township, Precinct 2	1,959	476	476	24.30%
Dundee Township, Precinct 3	2,075	457	457	22.02%
Erie Township, Precinct 1	1,820	469	469	25.77%
Erie Township, Precinct 2	1,540	287	287	18.64%
Exeter Township, Precinct 1	1,302	432	432	33.18%
Exeter Township, Precinct 2	1,659	499	499	30.08%
Frenchtown Charter Township, Precinct 1	1,154	240	240	20.80%
Frenchtown Charter Township, Precinct 2	1,227	292	292	23.80%
Frenchtown Charter Township, Precinct 3	1,308	378	378	28.90%
Frenchtown Charter Township, Precinct 4	1,826	500	500	27.38%
Frenchtown Charter Township, Precinct 5	2,122	303	303	14.28%
Frenchtown Charter Township, Precinct 6	1,973	471	471	23.87%

Precinct	Registered Voters	Cards Cast	Voters Cast	% Turnout
Frenchtown Charter Township, Precinct 7	2,882	805	805	27.93%
Frenchtown Charter Township, Precinct 8	1,550	371	371	23.94%
Frenchtown Charter Township, Precinct 9	1,037	215	215	20.73%
Ida Township, Precinct 1	2,041	487	487	23.86%
Ida Township, Precinct 2	1,829	533	533	29.14%
LaSalle Township, Precinct 1	1,708	457	457	26.76%
LaSalle Township, Precinct 2	2,091	597	597	28.55%
London Township, Precinct 1	2,392	570	570	23.83%
Milan Township, Precinct 1	1,331	399	399	29.98%
Monroe Charter Township, Precinct 1	1,418	384	384	27.08%
Monroe Charter Township, Precinct 2	1,438	184	184	12.80%
Monroe Charter Township, Precinct 3	1,047	355	355	33.91%
Monroe Charter Township, Precinct 4	2,178	466	466	21.40%
Monroe Charter Township, Precinct 5	2,406	640	640	26.60%
Monroe Charter Township, Precinct 6	1,748	459	459	26.26%
Raisinville Township, Precinct 1	2,214	703	703	31.75%
Raisinville Township, Precinct 2	2,598	676	676	26.02%
Summerfield Township, Precinct 1	2,452	508	508	20.72%
Whiteford Township, Precinct 1	2,020	378	378	18.71%
Whiteford Township, Precinct 2	1,631	267	267	16.37%
Monroe County Michigan - Total	117,666	28,078	28,078	23.86%
County - Total	117,666	28,078	28,078	23.86%

## Governor (R) (Vote for 1) REP

Precinct	Times Cast	Registered Voters
<b>County</b>		
<b>Monroe County Michigan</b>		
City of Luna Pier, Precinct 1	262	1,122
City of Milan, Precinct 1	0	1,559
City of Monroe, Precinct 1	505	2,658
City of Monroe, Precinct 2	447	2,472
City of Monroe, Precinct 3N	226	1,237
City of Monroe, Precinct 3S	181	1,422
City of Monroe, Precinct 4	756	2,715
City of Monroe, Precinct 5	858	2,753
City of Monroe, Precinct 6	595	2,353
City of Petersburg, Precinct 1	176	849
Ash Township, Precinct 1	590	2,171
Ash Township, Precinct 2	648	2,090
Ash Township, Precinct 3	238	1,776
Bedford Township, Precinct 1	227	1,145
Bedford Township, Precinct 2	427	1,851
Bedford Township, Precinct 3	394	1,716
Bedford Township, Precinct 4	530	2,239
Bedford Township, Precinct 5	455	2,075
Bedford Township, Precinct 6	626	2,303
Bedford Township, Precinct 7	484	1,865
Bedford Township, Precinct 8	566	1,969
Bedford Township, Precinct 9	366	1,250
Bedford Township, Precinct 10	323	1,310
Bedford Township, Precinct 11	517	2,336
Bedford Township, Precinct 12	417	1,576

Precinct	Brian Calley (REP)	Patrick Colbeck (REP)
<b>County</b>		
<b>Monroe County Michigan</b>		
City of Luna Pier, Precinct 1	20	9
City of Milan, Precinct 1	0	0
City of Monroe, Precinct 1	40	18
City of Monroe, Precinct 2	28	29
City of Monroe, Precinct 3N	19	8
City of Monroe, Precinct 3S	8	4
City of Monroe, Precinct 4	61	32
City of Monroe, Precinct 5	101	37
City of Monroe, Precinct 6	71	16
City of Petersburg, Precinct 1	17	6
Ash Township, Precinct 1	55	40
Ash Township, Precinct 2	81	32
Ash Township, Precinct 3	34	12
Bedford Township, Precinct 1	21	28
Bedford Township, Precinct 2	42	16
Bedford Township, Precinct 3	50	18
Bedford Township, Precinct 4	60	36
Bedford Township, Precinct 5	36	29
Bedford Township, Precinct 6	61	31
Bedford Township, Precinct 7	42	34
Bedford Township, Precinct 8	66	28
Bedford Township, Precinct 9	25	31
Bedford Township, Precinct 10	35	14
Bedford Township, Precinct 11	61	27
Bedford Township, Precinct 12	60	20

Precinct	Jim Hines (REP)	Bill Schuette (REP)	Total Votes	Unresolved Write-In
<b>County</b>				
<b>Monroe County Michigan</b>				
City of Luna Pier, Precinct 1	7	64	100	0
City of Milan, Precinct 1	0	0	0	0
City of Monroe, Precinct 1	21	112	191	0
City of Monroe, Precinct 2	23	113	193	0
City of Monroe, Precinct 3N	10	59	96	1
City of Monroe, Precinct 3S	6	20	38	0
City of Monroe, Precinct 4	40	197	330	0
City of Monroe, Precinct 5	31	178	347	0
City of Monroe, Precinct 6	29	178	294	0
City of Petersburg, Precinct 1	7	50	80	1
Ash Township, Precinct 1	46	190	331	4
Ash Township, Precinct 2	35	233	381	1
Ash Township, Precinct 3	7	80	133	0
Bedford Township, Precinct 1	17	56	122	0
Bedford Township, Precinct 2	32	131	221	1
Bedford Township, Precinct 3	30	108	206	3
Bedford Township, Precinct 4	38	132	266	0
Bedford Township, Precinct 5	31	123	219	0
Bedford Township, Precinct 6	56	183	331	1
Bedford Township, Precinct 7	26	134	236	2
Bedford Township, Precinct 8	48	172	314	0
Bedford Township, Precinct 9	23	105	184	0
Bedford Township, Precinct 10	27	97	173	0
Bedford Township, Precinct 11	49	158	295	0
Bedford Township, Precinct 12	27	110	217	0

Precinct	Times Cast	Registered Voters
Bedford Township, Precinct 13	460	1,884
Bedford Township, Precinct 14	290	2,068
Berlin Charter Township, Precinct 1	353	1,835
Berlin Charter Township, Precinct 2	650	2,492
Berlin Charter Township, Precinct 3	373	1,207
Berlin Charter Township, Precinct 4	544	1,853
Dundee Township, Precinct 1	336	1,539
Dundee Township, Precinct 2	476	1,959
Dundee Township, Precinct 3	457	2,075
Erie Township, Precinct 1	469	1,820
Erie Township, Precinct 2	287	1,540
Exeter Township, Precinct 1	432	1,302
Exeter Township, Precinct 2	499	1,659
Frenchtown Charter Township, Precinct 1	240	1,154
Frenchtown Charter Township, Precinct 2	292	1,227
Frenchtown Charter Township, Precinct 3	378	1,308
Frenchtown Charter Township, Precinct 4	500	1,826
Frenchtown Charter Township, Precinct 5	303	2,122
Frenchtown Charter Township, Precinct 6	471	1,973
Frenchtown Charter Township, Precinct 7	805	2,882
Frenchtown Charter Township, Precinct 8	371	1,550
Frenchtown Charter Township, Precinct 9	215	1,037

Precinct	Brian Calley (REP)	Patrick Colbeck (REP)
Bedford Township, Precinct 13	39	36
Bedford Township, Precinct 14	22	14
Berlin Charter Township, Precinct 1	31	17
Berlin Charter Township, Precinct 2	64	52
Berlin Charter Township, Precinct 3	34	26
Berlin Charter Township, Precinct 4	54	24
Dundee Township, Precinct 1	22	28
Dundee Township, Precinct 2	54	38
Dundee Township, Precinct 3	39	26
Erie Township, Precinct 1	63	12
Erie Township, Precinct 2	18	13
Exeter Township, Precinct 1	46	28
Exeter Township, Precinct 2	37	62
Frenchtown Charter Township, Precinct 1	23	18
Frenchtown Charter Township, Precinct 2	29	16
Frenchtown Charter Township, Precinct 3	36	9
Frenchtown Charter Township, Precinct 4	56	21
Frenchtown Charter Township, Precinct 5	19	16
Frenchtown Charter Township, Precinct 6	35	21
Frenchtown Charter Township, Precinct 7	99	49
Frenchtown Charter Township, Precinct 8	28	17
Frenchtown Charter Township, Precinct 9	19	12

Precinct	Jim Hines (REP)	Bill Schuette (REP)	Total Votes	Unresolved Write-In
Bedford Township, Precinct 13	45	136	256	0
Bedford Township, Precinct 14	20	57	113	0
Berlin Charter Township, Precinct 1	19	93	160	0
Berlin Charter Township, Precinct 2	29	205	350	0
Berlin Charter Township, Precinct 3	15	130	205	0
Berlin Charter Township, Precinct 4	34	166	278	0
Dundee Township, Precinct 1	17	91	158	2
Dundee Township, Precinct 2	26	118	236	0
Dundee Township, Precinct 3	23	148	236	0
Erie Township, Precinct 1	39	116	230	1
Erie Township, Precinct 2	16	106	153	0
Exeter Township, Precinct 1	33	127	234	0
Exeter Township, Precinct 2	23	141	263	1
Frenchtown Charter Township, Precinct 1	10	93	144	0
Frenchtown Charter Township, Precinct 2	22	65	132	0
Frenchtown Charter Township, Precinct 3	25	113	183	0
Frenchtown Charter Township, Precinct 4	24	168	269	0
Frenchtown Charter Township, Precinct 5	11	73	119	0
Frenchtown Charter Township, Precinct 6	22	154	232	1
Frenchtown Charter Township, Precinct 7	46	240	434	0
Frenchtown Charter Township, Precinct 8	15	140	200	0
Frenchtown Charter Township, Precinct 9	12	57	100	0



Precinct	Times Cast	Registered Voters
Ida Township, Precinct 1	487	2,041
Ida Township, Precinct 2	533	1,829
LaSalle Township, Precinct 1	457	1,708
LaSalle Township, Precinct 2	597	2,091
London Township, Precinct 1	570	2,392
Milan Township, Precinct 1	399	1,331
Monroe Charter Township, Precinct 1	384	1,418
Monroe Charter Township, Precinct 2	184	1,438
Monroe Charter Township, Precinct 3	355	1,047
Monroe Charter Township, Precinct 4	466	2,178
Monroe Charter Township, Precinct 5	640	2,406
Monroe Charter Township, Precinct 6	459	1,748
Raisinville Township, Precinct 1	703	2,214
Raisinville Township, Precinct 2	676	2,598
Summerfield Township, Precinct 1	508	2,452
Whiteford Township, Precinct 1	378	2,020
Whiteford Township, Precinct 2	267	1,631
Monroe County Michigan - Total	28,078	117,666
<b>Cumulative</b>		
Cumulative	0	0
Cumulative - Total	0	0
County - Total	28,078	117,666

Precinct	Brian Calley (REP)	Patrick Colbeck (REP)
Ida Township, Precinct 1	62	50
Ida Township, Precinct 2	66	35
LaSalle Township, Precinct 1	42	26
LaSalle Township, Precinct 2	40	33
London Township, Precinct 1	42	46
Milan Township, Precinct 1	51	51
Monroe Charter Township, Precinct 1	39	16
Monroe Charter Township, Precinct 2	2	12
Monroe Charter Township, Precinct 3	33	11
Monroe Charter Township, Precinct 4	51	18
Monroe Charter Township, Precinct 5	55	41
Monroe Charter Township, Precinct 6	54	19
Raisinville Township, Precinct 1	87	65
Raisinville Township, Precinct 2	76	30
Summerfield Township, Precinct 1	45	54
Whiteford Township, Precinct 1	44	33
Whiteford Township, Precinct 2	23	22
Monroe County Michigan - Total	2,773	1,672
<b>Cumulative</b>		
Cumulative	0	0
Cumulative - Total	0	0
County - Total	2,773	1,672

Precinct	Jim Hines (REP)	Bill Schuette (REP)	Total Votes	Unresolved Write-In
Ida Township, Precinct 1	29	155	296	1
Ida Township, Precinct 2	38	152	291	2
LaSalle Township, Precinct 1	40	151	259	0
LaSalle Township, Precinct 2	55	213	341	1
London Township, Precinct 1	35	157	280	0
Milan Township, Precinct 1	25	88	215	0
Monroe Charter Township, Precinct 1	15	88	158	0
Monroe Charter Township, Precinct 2	10	38	62	0
Monroe Charter Township, Precinct 3	21	112	177	0
Monroe Charter Township, Precinct 4	25	132	226	0
Monroe Charter Township, Precinct 5	58	193	347	0
Monroe Charter Township, Precinct 6	29	152	254	1
Raisinville Township, Precinct 1	45	263	460	0
Raisinville Township, Precinct 2	39	220	365	0
Summerfield Township, Precinct 1	33	186	318	2
Whiteford Township, Precinct 1	44	100	221	1
Whiteford Township, Precinct 2	15	106	166	1
Monroe County Michigan - Total	1,748	8,226	14,419	28
<b>Cumulative</b>				
Cumulative	0	0	0	0
Cumulative - Total	0	0	0	0
County - Total	1,748	8,226	14,419	28

## US Senate (R) (Vote for 1) REP

Precinct	Times Cast	Registered Voters
<b>County</b>		
<b>Monroe County Michigan</b>		
City of Luna Pier, Precinct 1	262	1,122
City of Milan, Precinct 1	0	1,559
City of Monroe, Precinct 1	505	2,658
City of Monroe, Precinct 2	447	2,472
City of Monroe, Precinct 3N	226	1,237
City of Monroe, Precinct 3S	181	1,422
City of Monroe, Precinct 4	756	2,715
City of Monroe, Precinct 5	858	2,753
City of Monroe, Precinct 6	595	2,353
City of Petersburg, Precinct 1	176	849
Ash Township, Precinct 1	590	2,171
Ash Township, Precinct 2	648	2,090
Ash Township, Precinct 3	238	1,776
Bedford Township, Precinct 1	227	1,145
Bedford Township, Precinct 2	427	1,851
Bedford Township, Precinct 3	394	1,716
Bedford Township, Precinct 4	530	2,239
Bedford Township, Precinct 5	455	2,075
Bedford Township, Precinct 6	626	2,303
Bedford Township, Precinct 7	484	1,865
Bedford Township, Precinct 8	566	1,969
Bedford Township, Precinct 9	366	1,250
Bedford Township, Precinct 10	323	1,310
Bedford Township, Precinct 11	517	2,336
Bedford Township, Precinct 12	417	1,576

Precinct	John James (REP)	Sandy Pensler (REP)	Total Votes
<b>County</b>			
<b>Monroe County Michigan</b>			
City of Luna Pier, Precinct 1	56	41	97
City of Milan, Precinct 1	0	0	0
City of Monroe, Precinct 1	108	81	189
City of Monroe, Precinct 2	110	77	187
City of Monroe, Precinct 3N	56	36	92
City of Monroe, Precinct 3S	19	17	36
City of Monroe, Precinct 4	187	131	318
City of Monroe, Precinct 5	185	151	336
City of Monroe, Precinct 6	167	117	284
City of Petersburg, Precinct 1	57	22	79
Ash Township, Precinct 1	176	150	326
Ash Township, Precinct 2	191	181	372
Ash Township, Precinct 3	53	78	131
Bedford Township, Precinct 1	82	39	121
Bedford Township, Precinct 2	143	71	214
Bedford Township, Precinct 3	118	79	197
Bedford Township, Precinct 4	174	81	255
Bedford Township, Precinct 5	144	69	213
Bedford Township, Precinct 6	216	100	316
Bedford Township, Precinct 7	131	96	227
Bedford Township, Precinct 8	187	116	303
Bedford Township, Precinct 9	112	64	176
Bedford Township, Precinct 10	118	51	169
Bedford Township, Precinct 11	190	90	280
Bedford Township, Precinct 12	126	69	195

Precinct	Unresolved Write-In
<b>County</b>	
<b>Monroe County Michigan</b>	
City of Luna Pier, Precinct 1	0
City of Milan, Precinct 1	0
City of Monroe, Precinct 1	0
City of Monroe, Precinct 2	0
City of Monroe, Precinct 3N	1
City of Monroe, Precinct 3S	0
City of Monroe, Precinct 4	0
City of Monroe, Precinct 5	1
City of Monroe, Precinct 6	0
City of Petersburg, Precinct 1	1
Ash Township, Precinct 1	0
Ash Township, Precinct 2	1
Ash Township, Precinct 3	0
Bedford Township, Precinct 1	0
Bedford Township, Precinct 2	0
Bedford Township, Precinct 3	3
Bedford Township, Precinct 4	0
Bedford Township, Precinct 5	0
Bedford Township, Precinct 6	2
Bedford Township, Precinct 7	1
Bedford Township, Precinct 8	0
Bedford Township, Precinct 9	0
Bedford Township, Precinct 10	0
Bedford Township, Precinct 11	0
Bedford Township, Precinct 12	1

Precinct	Times Cast	Registered Voters
Bedford Township, Precinct 13	460	1,884
Bedford Township, Precinct 14	290	2,068
Berlin Charter Township, Precinct 1	353	1,835
Berlin Charter Township, Precinct 2	650	2,492
Berlin Charter Township, Precinct 3	373	1,207
Berlin Charter Township, Precinct 4	544	1,853
Dundee Township, Precinct 1	336	1,539
Dundee Township, Precinct 2	476	1,959
Dundee Township, Precinct 3	457	2,075
Erie Township, Precinct 1	469	1,820
Erie Township, Precinct 2	287	1,540
Exeter Township, Precinct 1	432	1,302
Exeter Township, Precinct 2	499	1,659
Frenchtown Charter Township, Precinct 1	240	1,154
Frenchtown Charter Township, Precinct 2	292	1,227
Frenchtown Charter Township, Precinct 3	378	1,308
Frenchtown Charter Township, Precinct 4	500	1,826
Frenchtown Charter Township, Precinct 5	303	2,122
Frenchtown Charter Township, Precinct 6	471	1,973
Frenchtown Charter Township, Precinct 7	805	2,882
Frenchtown Charter Township, Precinct 8	371	1,550
Frenchtown Charter Township, Precinct 9	215	1,037

Precinct	John James (REP)	Sandy Pensler (REP)	Total Votes
Bedford Township, Precinct 13	165	77	242
Bedford Township, Precinct 14	74	37	111
Berlin Charter Township, Precinct 1	73	83	156
Berlin Charter Township, Precinct 2	194	149	343
Berlin Charter Township, Precinct 3	120	74	194
Berlin Charter Township, Precinct 4	163	108	271
Dundee Township, Precinct 1	88	62	150
Dundee Township, Precinct 2	138	86	224
Dundee Township, Precinct 3	143	88	231
Erie Township, Precinct 1	131	90	221
Erie Township, Precinct 2	77	64	141
Exeter Township, Precinct 1	130	99	229
Exeter Township, Precinct 2	159	98	257
Frenchtown Charter Township, Precinct 1	75	56	131
Frenchtown Charter Township, Precinct 2	63	60	123
Frenchtown Charter Township, Precinct 3	98	76	174
Frenchtown Charter Township, Precinct 4	135	122	257
Frenchtown Charter Township, Precinct 5	69	49	118
Frenchtown Charter Township, Precinct 6	113	113	226
Frenchtown Charter Township, Precinct 7	213	204	417
Frenchtown Charter Township, Precinct 8	99	92	191
Frenchtown Charter Township, Precinct 9	64	34	98

Precinct	Unresolved Write-In
Bedford Township, Precinct 13	1
Bedford Township, Precinct 14	0
Berlin Charter Township, Precinct 1	0
Berlin Charter Township, Precinct 2	1
Berlin Charter Township, Precinct 3	0
Berlin Charter Township, Precinct 4	0
Dundee Township, Precinct 1	2
Dundee Township, Precinct 2	0
Dundee Township, Precinct 3	0
Erie Township, Precinct 1	1
Erie Township, Precinct 2	1
Exeter Township, Precinct 1	0
Exeter Township, Precinct 2	1
Frenchtown Charter Township, Precinct 1	1
Frenchtown Charter Township, Precinct 2	1
Frenchtown Charter Township, Precinct 3	0
Frenchtown Charter Township, Precinct 4	0
Frenchtown Charter Township, Precinct 5	0
Frenchtown Charter Township, Precinct 6	1
Frenchtown Charter Township, Precinct 7	1
Frenchtown Charter Township, Precinct 8	0
Frenchtown Charter Township, Precinct 9	0

Precinct	Times Cast	Registered Voters
Ida Township, Precinct 1	487	2,041
Ida Township, Precinct 2	533	1,829
LaSalle Township, Precinct 1	457	1,708
LaSalle Township, Precinct 2	597	2,091
London Township, Precinct 1	570	2,392
Milan Township, Precinct 1	399	1,331
Monroe Charter Township, Precinct 1	384	1,418
Monroe Charter Township, Precinct 2	184	1,438
Monroe Charter Township, Precinct 3	355	1,047
Monroe Charter Township, Precinct 4	466	2,178
Monroe Charter Township, Precinct 5	640	2,406
Monroe Charter Township, Precinct 6	459	1,748
Raisinville Township, Precinct 1	703	2,214
Raisinville Township, Precinct 2	676	2,598
Summerfield Township, Precinct 1	508	2,452
Whiteford Township, Precinct 1	378	2,020
Whiteford Township, Precinct 2	267	1,631
Monroe County Michigan - Total	28,078	117,666
<b>Cumulative</b>		
Cumulative	0	0
Cumulative - Total	0	0
County - Total	28,078	117,666

Precinct	John James (REP)	Sandy Pensler (REP)	Total Votes
Ida Township, Precinct 1	189	96	285
Ida Township, Precinct 2	180	97	277
LaSalle Township, Precinct 1	150	93	243
LaSalle Township, Precinct 2	203	124	327
London Township, Precinct 1	149	120	269
Milan Township, Precinct 1	117	80	197
Monroe Charter Township, Precinct 1	79	72	151
Monroe Charter Township, Precinct 2	28	31	59
Monroe Charter Township, Precinct 3	91	77	168
Monroe Charter Township, Precinct 4	126	94	220
Monroe Charter Township, Precinct 5	174	162	336
Monroe Charter Township, Precinct 6	167	82	249
Raisinville Township, Precinct 1	266	178	444
Raisinville Township, Precinct 2	198	151	349
Summerfield Township, Precinct 1	210	102	312
Whiteford Township, Precinct 1	144	61	205
Whiteford Township, Precinct 2	107	53	160
Monroe County Michigan - Total	8,268	5,601	13,869
<b>Cumulative</b>			
Cumulative	0	0	0
Cumulative - Total	0	0	0
County - Total	8,268	5,601	13,869

Precinct	Unresolved Write-In
Ida Township, Precinct 1	1
Ida Township, Precinct 2	0
LaSalle Township, Precinct 1	0
LaSalle Township, Precinct 2	0
London Township, Precinct 1	1
Milan Township, Precinct 1	0
Monroe Charter Township, Precinct 1	0
Monroe Charter Township, Precinct 2	0
Monroe Charter Township, Precinct 3	0
Monroe Charter Township, Precinct 4	0
Monroe Charter Township, Precinct 5	0
Monroe Charter Township, Precinct 6	0
Raisinville Township, Precinct 1	0
Raisinville Township, Precinct 2	0
Summerfield Township, Precinct 1	0
Whiteford Township, Precinct 1	0
Whiteford Township, Precinct 2	1
Monroe County Michigan - Total	25
<b>Cumulative</b>	
Cumulative	0
Cumulative - Total	0
County - Total	25



## D7 Congressional (R) (Vote for 1) REP

Precinct	Times Cast	Registered Voters
<b>County</b>		
<b>Monroe County Michigan</b>		
City of Luna Pier, Precinct 1	262	1,122
City of Milan, Precinct 1	0	1,559
City of Monroe, Precinct 1	505	2,658
City of Monroe, Precinct 2	447	2,472
City of Monroe, Precinct 3N	226	1,237
City of Monroe, Precinct 3S	181	1,422
City of Monroe, Precinct 4	756	2,715
City of Monroe, Precinct 5	858	2,753
City of Monroe, Precinct 6	595	2,353
City of Petersburg, Precinct 1	176	849
Ash Township, Precinct 1	590	2,171
Ash Township, Precinct 2	648	2,090
Ash Township, Precinct 3	238	1,776
Bedford Township, Precinct 1	227	1,145
Bedford Township, Precinct 2	427	1,851
Bedford Township, Precinct 3	394	1,716
Bedford Township, Precinct 4	530	2,239
Bedford Township, Precinct 5	455	2,075
Bedford Township, Precinct 6	626	2,303
Bedford Township, Precinct 7	484	1,865
Bedford Township, Precinct 8	566	1,969
Bedford Township, Precinct 9	366	1,250
Bedford Township, Precinct 10	323	1,310
Bedford Township, Precinct 11	517	2,336
Bedford Township, Precinct 12	417	1,576

Precinct	Tim Walberg (REP)	Total Votes	Unresolved Write-In
<b>County</b>			
<b>Monroe County Michigan</b>			
City of Luna Pier, Precinct 1	92	92	0
City of Milan, Precinct 1	0	0	0
City of Monroe, Precinct 1	178	178	0
City of Monroe, Precinct 2	176	176	1
City of Monroe, Precinct 3N	84	84	1
City of Monroe, Precinct 3S	32	32	0
City of Monroe, Precinct 4	292	292	2
City of Monroe, Precinct 5	311	311	0
City of Monroe, Precinct 6	275	275	1
City of Petersburg, Precinct 1	79	79	0
Ash Township, Precinct 1	296	296	3
Ash Township, Precinct 2	326	326	1
Ash Township, Precinct 3	119	119	0
Bedford Township, Precinct 1	123	123	0
Bedford Township, Precinct 2	208	208	0
Bedford Township, Precinct 3	186	186	2
Bedford Township, Precinct 4	250	250	0
Bedford Township, Precinct 5	204	204	1
Bedford Township, Precinct 6	301	301	1
Bedford Township, Precinct 7	220	220	0
Bedford Township, Precinct 8	286	286	1
Bedford Township, Precinct 9	171	171	0
Bedford Township, Precinct 10	164	164	0
Bedford Township, Precinct 11	255	255	1
Bedford Township, Precinct 12	202	202	1

Precinct	Times Cast	Registered Voters
Bedford Township, Precinct 13	460	1,884
Bedford Township, Precinct 14	290	2,068
Berlin Charter Township, Precinct 1	353	1,835
Berlin Charter Township, Precinct 2	650	2,492
Berlin Charter Township, Precinct 3	373	1,207
Berlin Charter Township, Precinct 4	544	1,853
Dundee Township, Precinct 1	336	1,539
Dundee Township, Precinct 2	476	1,959
Dundee Township, Precinct 3	457	2,075
Erie Township, Precinct 1	469	1,820
Erie Township, Precinct 2	287	1,540
Exeter Township, Precinct 1	432	1,302
Exeter Township, Precinct 2	499	1,659
Frenchtown Charter Township, Precinct 1	240	1,154
Frenchtown Charter Township, Precinct 2	292	1,227
Frenchtown Charter Township, Precinct 3	378	1,308
Frenchtown Charter Township, Precinct 4	500	1,826
Frenchtown Charter Township, Precinct 5	303	2,122
Frenchtown Charter Township, Precinct 6	471	1,973
Frenchtown Charter Township, Precinct 7	805	2,882
Frenchtown Charter Township, Precinct 8	371	1,550
Frenchtown Charter Township, Precinct 9	215	1,037

Precinct	Tim Walberg (REP)	Total Votes	Unresolved Write-In
Bedford Township, Precinct 13	249	249	0
Bedford Township, Precinct 14	110	110	1
Berlin Charter Township, Precinct 1	142	142	0
Berlin Charter Township, Precinct 2	308	308	2
Berlin Charter Township, Precinct 3	183	183	1
Berlin Charter Township, Precinct 4	236	236	1
Dundee Township, Precinct 1	149	149	0
Dundee Township, Precinct 2	217	217	0
Dundee Township, Precinct 3	208	208	2
Erie Township, Precinct 1	226	226	1
Erie Township, Precinct 2	130	130	0
Exeter Township, Precinct 1	215	215	0
Exeter Township, Precinct 2	232	232	2
Frenchtown Charter Township, Precinct 1	113	113	1
Frenchtown Charter Township, Precinct 2	106	106	2
Frenchtown Charter Township, Precinct 3	158	158	0
Frenchtown Charter Township, Precinct 4	248	248	1
Frenchtown Charter Township, Precinct 5	103	103	2
Frenchtown Charter Township, Precinct 6	205	205	2
Frenchtown Charter Township, Precinct 7	382	382	1
Frenchtown Charter Township, Precinct 8	184	184	1
Frenchtown Charter Township, Precinct 9	87	87	0

Precinct	Times Cast	Registered Voters
Ida Township, Precinct 1	487	2,041
Ida Township, Precinct 2	533	1,829
LaSalle Township, Precinct 1	457	1,708
LaSalle Township, Precinct 2	597	2,091
London Township, Precinct 1	570	2,392
Milan Township, Precinct 1	399	1,331
Monroe Charter Township, Precinct 1	384	1,418
Monroe Charter Township, Precinct 2	184	1,438
Monroe Charter Township, Precinct 3	355	1,047
Monroe Charter Township, Precinct 4	466	2,178
Monroe Charter Township, Precinct 5	640	2,406
Monroe Charter Township, Precinct 6	459	1,748
Raisinville Township, Precinct 1	703	2,214
Raisinville Township, Precinct 2	676	2,598
Summerfield Township, Precinct 1	508	2,452
Whiteford Township, Precinct 1	378	2,020
Whiteford Township, Precinct 2	267	1,631
Monroe County Michigan - Total	28,078	117,666
<b>Cumulative</b>		
Cumulative	0	0
Cumulative - Total	0	0
County - Total	28,078	117,666

Precinct	Tim Walberg (REP)	Total Votes	Unresolved Write-In
Ida Township, Precinct 1	274	274	2
Ida Township, Precinct 2	264	264	2
LaSalle Township, Precinct 1	240	240	0
LaSalle Township, Precinct 2	309	309	1
London Township, Precinct 1	244	244	3
Milan Township, Precinct 1	192	192	0
Monroe Charter Township, Precinct 1	143	143	1
Monroe Charter Township, Precinct 2	57	57	0
Monroe Charter Township, Precinct 3	148	148	1
Monroe Charter Township, Precinct 4	206	206	0
Monroe Charter Township, Precinct 5	323	323	1
Monroe Charter Township, Precinct 6	237	237	0
Raisinville Township, Precinct 1	420	420	1
Raisinville Township, Precinct 2	335	335	0
Summerfield Township, Precinct 1	290	290	0
Whiteford Township, Precinct 1	211	211	0
Whiteford Township, Precinct 2	159	159	1
Monroe County Michigan - Total	13,073	13,073	49
<b>Cumulative</b>			
Cumulative	0	0	0
Cumulative - Total	0	0	0
County - Total	13,073	13,073	49

## D17 State Senate (R) (Vote for 1) REP

Precinct	Times Cast	Registered Voters
<b>County</b>		
<b>Monroe County Michigan</b>		
City of Luna Pier, Precinct 1	262	1,122
City of Milan, Precinct 1	0	1,559
City of Monroe, Precinct 1	505	2,658
City of Monroe, Precinct 2	447	2,472
City of Monroe, Precinct 3N	226	1,237
City of Monroe, Precinct 3S	181	1,422
City of Monroe, Precinct 4	756	2,715
City of Monroe, Precinct 5	858	2,753
City of Monroe, Precinct 6	595	2,353
City of Petersburg, Precinct 1	176	849
Ash Township, Precinct 1	590	2,171
Ash Township, Precinct 2	648	2,090
Ash Township, Precinct 3	238	1,776
Bedford Township, Precinct 1	227	1,145
Bedford Township, Precinct 2	427	1,851
Bedford Township, Precinct 3	394	1,716
Bedford Township, Precinct 4	530	2,239
Bedford Township, Precinct 5	455	2,075
Bedford Township, Precinct 6	626	2,303
Bedford Township, Precinct 7	484	1,865
Bedford Township, Precinct 8	566	1,969
Bedford Township, Precinct 9	366	1,250
Bedford Township, Precinct 10	323	1,310
Bedford Township, Precinct 11	517	2,336
Bedford Township, Precinct 12	417	1,576

Precinct	Dale W. Zorn (REP)	Total Votes	Unresolved Write-in
<b>County</b>			
<b>Monroe County Michigan</b>			
City of Luna Pier, Precinct 1	92	92	0
City of Milan, Precinct 1	0	0	0
City of Monroe, Precinct 1	177	177	2
City of Monroe, Precinct 2	172	172	1
City of Monroe, Precinct 3N	82	82	2
City of Monroe, Precinct 3S	32	32	0
City of Monroe, Precinct 4	293	293	3
City of Monroe, Precinct 5	311	311	1
City of Monroe, Precinct 6	282	282	0
City of Petersburg, Precinct 1	74	74	1
Ash Township, Precinct 1	297	297	4
Ash Township, Precinct 2	321	321	1
Ash Township, Precinct 3	112	112	0
Bedford Township, Precinct 1	118	118	0
Bedford Township, Precinct 2	207	207	0
Bedford Township, Precinct 3	194	194	2
Bedford Township, Precinct 4	246	246	1
Bedford Township, Precinct 5	203	203	1
Bedford Township, Precinct 6	300	300	3
Bedford Township, Precinct 7	214	214	1
Bedford Township, Precinct 8	284	284	0
Bedford Township, Precinct 9	173	173	0
Bedford Township, Precinct 10	169	169	0
Bedford Township, Precinct 11	256	256	1
Bedford Township, Precinct 12	203	203	1

Precinct	Times Cast	Registered Voters
Bedford Township, Precinct 13	460	1,884
Bedford Township, Precinct 14	290	2,068
Berlin Charter Township, Precinct 1	353	1,835
Berlin Charter Township, Precinct 2	650	2,492
Berlin Charter Township, Precinct 3	373	1,207
Berlin Charter Township, Precinct 4	544	1,853
Dundee Township, Precinct 1	336	1,539
Dundee Township, Precinct 2	476	1,959
Dundee Township, Precinct 3	457	2,075
Erie Township, Precinct 1	469	1,820
Erie Township, Precinct 2	287	1,540
Exeter Township, Precinct 1	432	1,302
Exeter Township, Precinct 2	499	1,659
Frenchtown Charter Township, Precinct 1	240	1,154
Frenchtown Charter Township, Precinct 2	292	1,227
Frenchtown Charter Township, Precinct 3	378	1,308
Frenchtown Charter Township, Precinct 4	500	1,826
Frenchtown Charter Township, Precinct 5	303	2,122
Frenchtown Charter Township, Precinct 6	471	1,973
Frenchtown Charter Township, Precinct 7	805	2,882
Frenchtown Charter Township, Precinct 8	371	1,550
Frenchtown Charter Township, Precinct 9	215	1,037

Precinct	Dale W. Zorn (REP)	Total Votes	Unresolved Write-In
Bedford Township, Precinct 13	244	244	0
Bedford Township, Precinct 14	111	111	1
Berlin Charter Township, Precinct 1	143	143	1
Berlin Charter Township, Precinct 2	304	304	3
Berlin Charter Township, Precinct 3	176	176	1
Berlin Charter Township, Precinct 4	235	235	1
Dundee Township, Precinct 1	151	151	0
Dundee Township, Precinct 2	223	223	1
Dundee Township, Precinct 3	212	212	3
Erie Township, Precinct 1	220	220	1
Erie Township, Precinct 2	131	131	0
Exeter Township, Precinct 1	215	215	1
Exeter Township, Precinct 2	238	238	2
Frenchtown Charter Township, Precinct 1	119	119	0
Frenchtown Charter Township, Precinct 2	116	116	3
Frenchtown Charter Township, Precinct 3	148	148	2
Frenchtown Charter Township, Precinct 4	252	252	0
Frenchtown Charter Township, Precinct 5	101	101	1
Frenchtown Charter Township, Precinct 6	208	208	2
Frenchtown Charter Township, Precinct 7	388	388	1
Frenchtown Charter Township, Precinct 8	185	185	0
Frenchtown Charter Township, Precinct 9	85	85	0

Precinct	Times Cast	Registered Voters
Ida Township, Precinct 1	487	2,041
Ida Township, Precinct 2	533	1,829
LaSalle Township, Precinct 1	457	1,708
LaSalle Township, Precinct 2	597	2,091
London Township, Precinct 1	570	2,392
Milan Township, Precinct 1	399	1,331
Monroe Charter Township, Precinct 1	384	1,418
Monroe Charter Township, Precinct 2	184	1,438
Monroe Charter Township, Precinct 3	355	1,047
Monroe Charter Township, Precinct 4	466	2,178
Monroe Charter Township, Precinct 5	640	2,406
Monroe Charter Township, Precinct 6	459	1,748
Raisinville Township, Precinct 1	703	2,214
Raisinville Township, Precinct 2	676	2,598
Summerfield Township, Precinct 1	508	2,452
Whiteford Township, Precinct 1	378	2,020
Whiteford Township, Precinct 2	267	1,631
Monroe County Michigan - Total	28,078	117,666
<b>Cumulative</b>		
Cumulative	0	0
Cumulative - Total	0	0
County - Total	28,078	117,666

Precinct	Dale W. Zorn (REP)	Total Votes	Unresolved Write-In
Ida Township, Precinct 1	274	274	2
Ida Township, Precinct 2	269	269	3
LaSalle Township, Precinct 1	245	245	0
LaSalle Township, Precinct 2	310	310	3
London Township, Precinct 1	249	249	3
Milan Township, Precinct 1	186	186	1
Monroe Charter Township, Precinct 1	149	149	3
Monroe Charter Township, Precinct 2	59	59	0
Monroe Charter Township, Precinct 3	152	152	0
Monroe Charter Township, Precinct 4	206	206	0
Monroe Charter Township, Precinct 5	326	326	4
Monroe Charter Township, Precinct 6	236	236	0
Raisinville Township, Precinct 1	405	405	5
Raisinville Township, Precinct 2	335	335	0
Summerfield Township, Precinct 1	293	293	0
Whiteford Township, Precinct 1	207	207	1
Whiteford Township, Precinct 2	155	155	2
Monroe County Michigan - Total	13,073	13,073	76
<b>Cumulative</b>			
Cumulative	0	0	0
Cumulative - Total	0	0	0
County - Total	13,073	13,073	76

## D17 Representative (R) (Vote for 1) REP

Precinct	Times Cast	Registered Voters
<b>County</b>		
<b>Monroe County Michigan</b>		
City of Monroe, Precinct 1	505	2,658
City of Monroe, Precinct 2	447	2,472
City of Monroe, Precinct 3N	226	1,237
City of Monroe, Precinct 3S	181	1,422
City of Monroe, Precinct 4	756	2,715
City of Monroe, Precinct 5	858	2,753
City of Monroe, Precinct 6	595	2,353
Ash Township, Precinct 1	590	2,171
Ash Township, Precinct 2	648	2,090
Ash Township, Precinct 3	238	1,776
Berlin Charter Township, Precinct 1	353	1,835
Berlin Charter Township, Precinct 2	650	2,492
Berlin Charter Township, Precinct 3	373	1,207
Berlin Charter Township, Precinct 4	544	1,853
Exeter Township, Precinct 1	432	1,302
Exeter Township, Precinct 2	499	1,659
Frenchtown Charter Township, Precinct 1	240	1,154
Frenchtown Charter Township, Precinct 2	292	1,227
Frenchtown Charter Township, Precinct 3	378	1,308
Frenchtown Charter Township, Precinct 4	500	1,826
Frenchtown Charter Township, Precinct 5	303	2,122

Precinct	Joe Bellino, Jr. (REP)	Total Votes	Unresolved Write-In
<b>County</b>			
<b>Monroe County Michigan</b>			
City of Monroe, Precinct 1	182	182	0
City of Monroe, Precinct 2	178	178	1
City of Monroe, Precinct 3N	93	93	0
City of Monroe, Precinct 3S	33	33	0
City of Monroe, Precinct 4	314	314	0
City of Monroe, Precinct 5	320	320	0
City of Monroe, Precinct 6	283	283	2
Ash Township, Precinct 1	292	292	3
Ash Township, Precinct 2	329	329	1
Ash Township, Precinct 3	113	113	0
Berlin Charter Township, Precinct 1	143	143	0
Berlin Charter Township, Precinct 2	302	302	0
Berlin Charter Township, Precinct 3	186	186	1
Berlin Charter Township, Precinct 4	242	242	1
Exeter Township, Precinct 1	212	212	0
Exeter Township, Precinct 2	233	233	3
Frenchtown Charter Township, Precinct 1	122	122	1
Frenchtown Charter Township, Precinct 2	111	111	2
Frenchtown Charter Township, Precinct 3	150	150	0
Frenchtown Charter Township, Precinct 4	244	244	2
Frenchtown Charter Township, Precinct 5	102	102	0

Precinct	Times Cast	Registered Voters
Frenchtown Charter Township, Precinct 6	471	1,973
Frenchtown Charter Township, Precinct 7	805	2,882
Frenchtown Charter Township, Precinct 8	371	1,550
Frenchtown Charter Township, Precinct 9	215	1,037
London Township, Precinct 1	570	2,392
Monroe Charter Township, Precinct 6	15	72
Monroe County Michigan - Total	12,055	49,538
<b>Cumulative</b>		
Cumulative	0	0
Cumulative - Total	0	0
County - Total	12,055	49,538

Precinct	Joe Bellino, Jr. (REP)	Total Votes	Unresolved Write-In
Frenchtown Charter Township, Precinct 6	219	219	1
Frenchtown Charter Township, Precinct 7	401	401	0
Frenchtown Charter Township, Precinct 8	187	187	0
Frenchtown Charter Township, Precinct 9	90	90	0
London Township, Precinct 1	243	243	4
Monroe Charter Township, Precinct 6	11	11	0
Monroe County Michigan - Total	5,335	5,335	22
<b>Cumulative</b>			
Cumulative	0	0	0
Cumulative - Total	0	0	0
County - Total	5,335	5,335	22



## D56 Representative (R) (Vote for 1) REP

Precinct	Times Cast	Registered Voters
<b>County</b>		
<b>Monroe County Michigan</b>		
City of Luna Pier, Precinct 1	262	1,122
City of Milan, Precinct 1	0	1,559
City of Petersburg, Precinct 1	176	849
Bedford Township, Precinct 1	227	1,145
Bedford Township, Precinct 2	427	1,851
Bedford Township, Precinct 3	394	1,716
Bedford Township, Precinct 4	530	2,239
Bedford Township, Precinct 5	455	2,075
Bedford Township, Precinct 6	626	2,303
Bedford Township, Precinct 7	484	1,865
Bedford Township, Precinct 8	566	1,969
Bedford Township, Precinct 9	366	1,250
Bedford Township, Precinct 10	323	1,310
Bedford Township, Precinct 11	517	2,336
Bedford Township, Precinct 12	417	1,576
Bedford Township, Precinct 13	460	1,884
Bedford Township, Precinct 14	290	2,068
Dundee Township, Precinct 1	336	1,539
Dundee Township, Precinct 2	476	1,959
Dundee Township, Precinct 3	457	2,075
Erie Township, Precinct 1	469	1,820
Erie Township, Precinct 2	287	1,540
Ida Township, Precinct 1	487	2,041
Ida Township, Precinct 2	533	1,829

Precinct	Jason M. Sheppard (REP)	Total Votes	Unresolved Write-In
<b>County</b>			
<b>Monroe County Michigan</b>			
City of Luna Pier, Precinct 1	89	89	0
City of Milan, Precinct 1	0	0	0
City of Petersburg, Precinct 1	78	78	1
Bedford Township, Precinct 1	122	122	0
Bedford Township, Precinct 2	208	208	0
Bedford Township, Precinct 3	190	190	3
Bedford Township, Precinct 4	248	248	0
Bedford Township, Precinct 5	204	204	1
Bedford Township, Precinct 6	302	302	4
Bedford Township, Precinct 7	214	214	1
Bedford Township, Precinct 8	282	282	0
Bedford Township, Precinct 9	166	166	0
Bedford Township, Precinct 10	161	161	2
Bedford Township, Precinct 11	261	261	0
Bedford Township, Precinct 12	200	200	3
Bedford Township, Precinct 13	246	246	0
Bedford Township, Precinct 14	112	112	0
Dundee Township, Precinct 1	150	150	0
Dundee Township, Precinct 2	214	214	0
Dundee Township, Precinct 3	204	204	2
Erie Township, Precinct 1	217	217	1
Erie Township, Precinct 2	123	123	1
Ida Township, Precinct 1	263	263	3
Ida Township, Precinct 2	268	268	1

Precinct	Times Cast	Registered Voters
LaSalle Township, Precinct 1	457	1,708
LaSalle Township, Precinct 2	597	2,091
Milan Township, Precinct 1	399	1,331
Monroe Charter Township, Precinct 1	384	1,418
Monroe Charter Township, Precinct 2	184	1,438
Monroe Charter Township, Precinct 3	355	1,047
Monroe Charter Township, Precinct 4	466	2,178
Monroe Charter Township, Precinct 5	640	2,406
Monroe Charter Township, Precinct 6	444	1,676
Raisinville Township, Precinct 1	703	2,214
Raisinville Township, Precinct 2	676	2,598
Summerfield Township, Precinct 1	508	2,452
Whiteford Township, Precinct 1	378	2,020
Whiteford Township, Precinct 2	267	1,631
Monroe County Michigan - Total	16,023	68,128
<b>Cumulative</b>		
Cumulative	0	0
Cumulative - Total	0	0
County - Total	16,023	68,128

Precinct	Jason M. Sheppard (REP)	Total Votes	Unresolved Write-In
LaSalle Township, Precinct 1	233	233	0
LaSalle Township, Precinct 2	300	300	1
Milan Township, Precinct 1	186	186	0
Monroe Charter Township, Precinct 1	141	141	4
Monroe Charter Township, Precinct 2	58	58	0
Monroe Charter Township, Precinct 3	141	141	0
Monroe Charter Township, Precinct 4	200	200	0
Monroe Charter Township, Precinct 5	322	322	1
Monroe Charter Township, Precinct 6	226	226	0
Raisinville Township, Precinct 1	404	404	3
Raisinville Township, Precinct 2	322	322	0
Summerfield Township, Precinct 1	287	287	1
Whiteford Township, Precinct 1	208	208	0
Whiteford Township, Precinct 2	160	160	1
Monroe County Michigan - Total	7,710	7,710	34
<b>Cumulative</b>			
Cumulative	0	0	0
Cumulative - Total	0	0	0
County - Total	7,710	7,710	34

## Governor (D) (Vote for 1) DEM

Precinct	Times Cast	Registered Voters
<b>County</b>		
<b>Monroe County Michigan</b>		
City of Luna Pier, Precinct 1	262	1,122
City of Milan, Precinct 1	0	1,559
City of Monroe, Precinct 1	505	2,658
City of Monroe, Precinct 2	447	2,472
City of Monroe, Precinct 3N	226	1,237
City of Monroe, Precinct 3S	181	1,422
City of Monroe, Precinct 4	756	2,715
City of Monroe, Precinct 5	858	2,753
City of Monroe, Precinct 6	595	2,353
City of Petersburg, Precinct 1	176	849
Ash Township, Precinct 1	590	2,171
Ash Township, Precinct 2	648	2,090
Ash Township, Precinct 3	238	1,776
Bedford Township, Precinct 1	227	1,145
Bedford Township, Precinct 2	427	1,851
Bedford Township, Precinct 3	394	1,716
Bedford Township, Precinct 4	530	2,239
Bedford Township, Precinct 5	455	2,075
Bedford Township, Precinct 6	626	2,303
Bedford Township, Precinct 7	484	1,865
Bedford Township, Precinct 8	566	1,969
Bedford Township, Precinct 9	366	1,250
Bedford Township, Precinct 10	323	1,310
Bedford Township, Precinct 11	517	2,336
Bedford Township, Precinct 12	417	1,576

Precinct	Abdul El-Sayed (DEM)	Shri Thanedar (DEM)
<b>County</b>		
<b>Monroe County Michigan</b>		
City of Luna Pier, Precinct 1	40	27
City of Milan, Precinct 1	0	0
City of Monroe, Precinct 1	98	46
City of Monroe, Precinct 2	88	47
City of Monroe, Precinct 3N	38	29
City of Monroe, Precinct 3S	33	33
City of Monroe, Precinct 4	153	58
City of Monroe, Precinct 5	108	92
City of Monroe, Precinct 6	60	39
City of Petersburg, Precinct 1	34	7
Ash Township, Precinct 1	42	35
Ash Township, Precinct 2	57	29
Ash Township, Precinct 3	7	19
Bedford Township, Precinct 1	15	12
Bedford Township, Precinct 2	30	25
Bedford Township, Precinct 3	38	19
Bedford Township, Precinct 4	39	35
Bedford Township, Precinct 5	32	34
Bedford Township, Precinct 6	50	22
Bedford Township, Precinct 7	28	41
Bedford Township, Precinct 8	26	19
Bedford Township, Precinct 9	22	21
Bedford Township, Precinct 10	14	22
Bedford Township, Precinct 11	41	23
Bedford Township, Precinct 12	49	24

Precinct	Gretchen Whitmer (DEM)	Total Votes	Unresolved Write-In
<b>County</b>			
<b>Monroe County Michigan</b>			
City of Luna Pier, Precinct 1	80	147	0
City of Milan, Precinct 1	0	0	0
City of Monroe, Precinct 1	156	300	0
City of Monroe, Precinct 2	109	244	1
City of Monroe, Precinct 3N	59	126	0
City of Monroe, Precinct 3S	63	129	0
City of Monroe, Precinct 4	185	396	0
City of Monroe, Precinct 5	265	465	1
City of Monroe, Precinct 6	184	283	0
City of Petersburg, Precinct 1	48	89	0
Ash Township, Precinct 1	160	237	1
Ash Township, Precinct 2	145	231	0
Ash Township, Precinct 3	58	84	0
Bedford Township, Precinct 1	48	75	0
Bedford Township, Precinct 2	93	148	0
Bedford Township, Precinct 3	76	133	0
Bedford Township, Precinct 4	128	202	1
Bedford Township, Precinct 5	123	189	0
Bedford Township, Precinct 6	147	219	0
Bedford Township, Precinct 7	131	200	0
Bedford Township, Precinct 8	152	197	0
Bedford Township, Precinct 9	92	135	1
Bedford Township, Precinct 10	84	120	1
Bedford Township, Precinct 11	106	170	0
Bedford Township, Precinct 12	94	167	0

Precinct	Times Cast	Registered Voters
Bedford Township, Precinct 13	460	1,884
Bedford Township, Precinct 14	290	2,068
Berlin Charter Township, Precinct 1	353	1,835
Berlin Charter Township, Precinct 2	650	2,492
Berlin Charter Township, Precinct 3	373	1,207
Berlin Charter Township, Precinct 4	544	1,853
Dundee Township, Precinct 1	336	1,539
Dundee Township, Precinct 2	476	1,959
Dundee Township, Precinct 3	457	2,075
Erie Township, Precinct 1	469	1,820
Erie Township, Precinct 2	287	1,540
Exeter Township, Precinct 1	432	1,302
Exeter Township, Precinct 2	499	1,659
Frenchtown Charter Township, Precinct 1	240	1,154
Frenchtown Charter Township, Precinct 2	292	1,227
Frenchtown Charter Township, Precinct 3	378	1,308
Frenchtown Charter Township, Precinct 4	500	1,826
Frenchtown Charter Township, Precinct 5	303	2,122
Frenchtown Charter Township, Precinct 6	471	1,973
Frenchtown Charter Township, Precinct 7	805	2,882
Frenchtown Charter Township, Precinct 8	371	1,550
Frenchtown Charter Township, Precinct 9	215	1,037

Precinct	Abdul El-Sayed (DEM)	Shri Thanedar (DEM)
Bedford Township, Precinct 13	28	16
Bedford Township, Precinct 14	23	27
Berlin Charter Township, Precinct 1	54	27
Berlin Charter Township, Precinct 2	67	50
Berlin Charter Township, Precinct 3	28	34
Berlin Charter Township, Precinct 4	44	34
Dundee Township, Precinct 1	48	15
Dundee Township, Precinct 2	62	30
Dundee Township, Precinct 3	61	9
Erie Township, Precinct 1	37	44
Erie Township, Precinct 2	25	14
Exeter Township, Precinct 1	43	21
Exeter Township, Precinct 2	40	45
Frenchtown Charter Township, Precinct 1	14	26
Frenchtown Charter Township, Precinct 2	41	23
Frenchtown Charter Township, Precinct 3	32	28
Frenchtown Charter Township, Precinct 4	43	38
Frenchtown Charter Township, Precinct 5	45	44
Frenchtown Charter Township, Precinct 6	45	31
Frenchtown Charter Township, Precinct 7	81	62
Frenchtown Charter Township, Precinct 8	39	29
Frenchtown Charter Township, Precinct 9	36	18

Precinct	Gretchen Whitmer (DEM)	Total Votes	Unresolved Write-In
Bedford Township, Precinct 13	105	149	0
Bedford Township, Precinct 14	91	141	0
Berlin Charter Township, Precinct 1	96	177	0
Berlin Charter Township, Precinct 2	164	281	0
Berlin Charter Township, Precinct 3	95	157	0
Berlin Charter Township, Precinct 4	173	251	0
Dundee Township, Precinct 1	92	155	0
Dundee Township, Precinct 2	127	219	0
Dundee Township, Precinct 3	128	198	0
Erie Township, Precinct 1	105	186	0
Erie Township, Precinct 2	73	112	0
Exeter Township, Precinct 1	117	181	0
Exeter Township, Precinct 2	133	218	1
Frenchtown Charter Township, Precinct 1	42	82	0
Frenchtown Charter Township, Precinct 2	81	145	0
Frenchtown Charter Township, Precinct 3	124	184	0
Frenchtown Charter Township, Precinct 4	131	212	0
Frenchtown Charter Township, Precinct 5	85	174	0
Frenchtown Charter Township, Precinct 6	141	217	2
Frenchtown Charter Township, Precinct 7	181	324	0
Frenchtown Charter Township, Precinct 8	94	162	0
Frenchtown Charter Township, Precinct 9	57	111	0

Precinct	Times Cast	Registered Voters
Ida Township, Precinct 1	487	2,041
Ida Township, Precinct 2	533	1,829
LaSalle Township, Precinct 1	457	1,708
LaSalle Township, Precinct 2	597	2,091
London Township, Precinct 1	570	2,392
Milan Township, Precinct 1	399	1,331
Monroe Charter Township, Precinct 1	384	1,418
Monroe Charter Township, Precinct 2	184	1,438
Monroe Charter Township, Precinct 3	355	1,047
Monroe Charter Township, Precinct 4	466	2,178
Monroe Charter Township, Precinct 5	640	2,406
Monroe Charter Township, Precinct 6	459	1,748
Raisinville Township, Precinct 1	703	2,214
Raisinville Township, Precinct 2	676	2,598
Summerfield Township, Precinct 1	508	2,452
Whiteford Township, Precinct 1	378	2,020
Whiteford Township, Precinct 2	267	1,631
Monroe County Michigan - Total	28,078	117,666
<b>Cumulative</b>		
Cumulative	0	0
Cumulative - Total	0	0
County - Total	28,078	117,666

Precinct	Abdul El-Sayed (DEM)	Shri Thanedar (DEM)
Ida Township, Precinct 1	24	19
Ida Township, Precinct 2	50	35
LaSalle Township, Precinct 1	37	30
LaSalle Township, Precinct 2	48	30
London Township, Precinct 1	59	46
Milan Township, Precinct 1	48	13
Monroe Charter Township, Precinct 1	47	41
Monroe Charter Township, Precinct 2	34	18
Monroe Charter Township, Precinct 3	40	22
Monroe Charter Township, Precinct 4	73	46
Monroe Charter Township, Precinct 5	66	40
Monroe Charter Township, Precinct 6	41	34
Raisinville Township, Precinct 1	41	35
Raisinville Township, Precinct 2	65	34
Summerfield Township, Precinct 1	39	25
Whiteford Township, Precinct 1	21	13
Whiteford Township, Precinct 2	19	8
Monroe County Michigan - Total	2,830	1,912
<b>Cumulative</b>		
Cumulative	0	0
Cumulative - Total	0	0
County - Total	2,830	1,912

Precinct	Gretchen Whitmer (DEM)	Total Votes	Unresolved Write-In
Ida Township, Precinct 1	124	167	0
Ida Township, Precinct 2	122	207	0
LaSalle Township, Precinct 1	103	170	0
LaSalle Township, Precinct 2	159	237	0
London Township, Precinct 1	164	269	1
Milan Township, Precinct 1	113	174	0
Monroe Charter Township, Precinct 1	124	212	0
Monroe Charter Township, Precinct 2	65	117	0
Monroe Charter Township, Precinct 3	108	170	0
Monroe Charter Township, Precinct 4	108	227	0
Monroe Charter Township, Precinct 5	159	265	1
Monroe Charter Township, Precinct 6	109	184	0
Raisinville Township, Precinct 1	135	211	0
Raisinville Township, Precinct 2	188	287	0
Summerfield Township, Precinct 1	114	178	0
Whiteford Township, Precinct 1	109	143	0
Whiteford Township, Precinct 2	55	82	0
Monroe County Michigan - Total	7,280	12,022	11
<b>Cumulative</b>			
Cumulative	0	0	0
Cumulative - Total	0	0	0
County - Total	7,280	12,022	11



## US Senate (D) (Vote for 1) DEM

Precinct	Times Cast	Registered Voters
<b>County</b>		
<b>Monroe County Michigan</b>		
City of Luna Pier, Precinct 1	262	1,122
City of Milan, Precinct 1	0	1,559
City of Monroe, Precinct 1	505	2,658
City of Monroe, Precinct 2	447	2,472
City of Monroe, Precinct 3N	226	1,237
City of Monroe, Precinct 3S	181	1,422
City of Monroe, Precinct 4	756	2,715
City of Monroe, Precinct 5	858	2,753
City of Monroe, Precinct 6	595	2,353
City of Petersburg, Precinct 1	176	849
Ash Township, Precinct 1	590	2,171
Ash Township, Precinct 2	648	2,090
Ash Township, Precinct 3	238	1,776
Bedford Township, Precinct 1	227	1,145
Bedford Township, Precinct 2	427	1,851
Bedford Township, Precinct 3	394	1,716
Bedford Township, Precinct 4	530	2,239
Bedford Township, Precinct 5	455	2,075
Bedford Township, Precinct 6	626	2,303
Bedford Township, Precinct 7	484	1,865
Bedford Township, Precinct 8	566	1,969
Bedford Township, Precinct 9	366	1,250
Bedford Township, Precinct 10	323	1,310
Bedford Township, Precinct 11	517	2,336
Bedford Township, Precinct 12	417	1,576

Precinct	Debbie Stabenow (DEM)	Total Votes	Unresolved Write-In
<b>County</b>			
<b>Monroe County Michigan</b>			
City of Luna Pier, Precinct 1	135	135	1
City of Milan, Precinct 1	0	0	0
City of Monroe, Precinct 1	281	281	2
City of Monroe, Precinct 2	223	223	1
City of Monroe, Precinct 3N	115	115	2
City of Monroe, Precinct 3S	123	123	1
City of Monroe, Precinct 4	368	368	2
City of Monroe, Precinct 5	454	454	2
City of Monroe, Precinct 6	263	263	0
City of Petersburg, Precinct 1	80	80	0
Ash Township, Precinct 1	223	223	1
Ash Township, Precinct 2	203	203	1
Ash Township, Precinct 3	78	78	0
Bedford Township, Precinct 1	72	72	0
Bedford Township, Precinct 2	136	136	0
Bedford Township, Precinct 3	125	125	0
Bedford Township, Precinct 4	197	197	1
Bedford Township, Precinct 5	172	172	0
Bedford Township, Precinct 6	207	207	0
Bedford Township, Precinct 7	193	193	1
Bedford Township, Precinct 8	190	190	0
Bedford Township, Precinct 9	127	127	0
Bedford Township, Precinct 10	115	115	1
Bedford Township, Precinct 11	160	160	2
Bedford Township, Precinct 12	153	153	1

Precinct	Times Cast	Registered Voters
Bedford Township, Precinct 13	460	1,884
Bedford Township, Precinct 14	290	2,068
Berlin Charter Township, Precinct 1	353	1,835
Berlin Charter Township, Precinct 2	650	2,492
Berlin Charter Township, Precinct 3	373	1,207
Berlin Charter Township, Precinct 4	544	1,853
Dundee Township, Precinct 1	336	1,539
Dundee Township, Precinct 2	476	1,959
Dundee Township, Precinct 3	457	2,075
Erie Township, Precinct 1	469	1,820
Erie Township, Precinct 2	287	1,540
Exeter Township, Precinct 1	432	1,302
Exeter Township, Precinct 2	499	1,659
Frenchtown Charter Township, Precinct 1	240	1,154
Frenchtown Charter Township, Precinct 2	292	1,227
Frenchtown Charter Township, Precinct 3	378	1,308
Frenchtown Charter Township, Precinct 4	500	1,826
Frenchtown Charter Township, Precinct 5	303	2,122
Frenchtown Charter Township, Precinct 6	471	1,973
Frenchtown Charter Township, Precinct 7	805	2,882
Frenchtown Charter Township, Precinct 8	371	1,550
Frenchtown Charter Township, Precinct 9	215	1,037

Precinct	Debbie Stabenow (DEM)	Total Votes	Unresolved Write-In
Bedford Township, Precinct 13	141	141	2
Bedford Township, Precinct 14	139	139	0
Berlin Charter Township, Precinct 1	160	160	2
Berlin Charter Township, Precinct 2	245	245	1
Berlin Charter Township, Precinct 3	143	143	1
Berlin Charter Township, Precinct 4	229	229	4
Dundee Township, Precinct 1	142	142	2
Dundee Township, Precinct 2	208	208	0
Dundee Township, Precinct 3	186	186	1
Erie Township, Precinct 1	174	174	1
Erie Township, Precinct 2	100	100	0
Exeter Township, Precinct 1	166	166	0
Exeter Township, Precinct 2	195	195	3
Frenchtown Charter Township, Precinct 1	73	73	1
Frenchtown Charter Township, Precinct 2	133	133	1
Frenchtown Charter Township, Precinct 3	158	158	2
Frenchtown Charter Township, Precinct 4	197	197	0
Frenchtown Charter Township, Precinct 5	155	155	2
Frenchtown Charter Township, Precinct 6	197	197	2
Frenchtown Charter Township, Precinct 7	294	294	0
Frenchtown Charter Township, Precinct 8	156	156	0
Frenchtown Charter Township, Precinct 9	107	107	0

Precinct	Times Cast	Registered Voters
Ida Township, Precinct 1	487	2,041
Ida Township, Precinct 2	533	1,829
LaSalle Township, Precinct 1	457	1,708
LaSalle Township, Precinct 2	597	2,091
London Township, Precinct 1	570	2,392
Milan Township, Precinct 1	399	1,331
Monroe Charter Township, Precinct 1	384	1,418
Monroe Charter Township, Precinct 2	184	1,438
Monroe Charter Township, Precinct 3	355	1,047
Monroe Charter Township, Precinct 4	466	2,178
Monroe Charter Township, Precinct 5	640	2,406
Monroe Charter Township, Precinct 6	459	1,748
Raisinville Township, Precinct 1	703	2,214
Raisinville Township, Precinct 2	676	2,598
Summerfield Township, Precinct 1	508	2,452
Whiteford Township, Precinct 1	378	2,020
Whiteford Township, Precinct 2	267	1,631
Monroe County Michigan - Total	28,078	117,666
<b>Cumulative</b>		
Cumulative	0	0
Cumulative - Total	0	0
County - Total	28,078	117,666

Precinct	Debbie Stabenow (DEM)	Total Votes	Unresolved Write-In
Ida Township, Precinct 1	155	155	0
Ida Township, Precinct 2	191	191	1
LaSalle Township, Precinct 1	153	153	1
LaSalle Township, Precinct 2	206	206	0
London Township, Precinct 1	249	249	5
Milan Township, Precinct 1	163	163	0
Monroe Charter Township, Precinct 1	192	192	2
Monroe Charter Township, Precinct 2	106	106	0
Monroe Charter Township, Precinct 3	157	157	0
Monroe Charter Township, Precinct 4	211	211	0
Monroe Charter Township, Precinct 5	248	248	0
Monroe Charter Township, Precinct 6	172	172	0
Raisinville Township, Precinct 1	197	197	0
Raisinville Township, Precinct 2	265	265	1
Summerfield Township, Precinct 1	169	169	0
Whiteford Township, Precinct 1	128	128	1
Whiteford Township, Precinct 2	72	72	1
Monroe County Michigan - Total	11,125	11,125	56
<b>Cumulative</b>			
Cumulative	0	0	0
Cumulative - Total	0	0	0
County - Total	11,125	11,125	56

## D7 Congressional (D) (Vote for 1) DEM

Precinct	Times Cast	Registered Voters
<b>County</b>		
<b>Monroe County Michigan</b>		
City of Luna Pier, Precinct 1	262	1,122
City of Milan, Precinct 1	0	1,559
City of Monroe, Precinct 1	505	2,658
City of Monroe, Precinct 2	447	2,472
City of Monroe, Precinct 3N	226	1,237
City of Monroe, Precinct 3S	181	1,422
City of Monroe, Precinct 4	756	2,715
City of Monroe, Precinct 5	858	2,753
City of Monroe, Precinct 6	595	2,353
City of Petersburg, Precinct 1	176	849
Ash Township, Precinct 1	590	2,171
Ash Township, Precinct 2	648	2,090
Ash Township, Precinct 3	238	1,776
Bedford Township, Precinct 1	227	1,145
Bedford Township, Precinct 2	427	1,851
Bedford Township, Precinct 3	394	1,716
Bedford Township, Precinct 4	530	2,239
Bedford Township, Precinct 5	455	2,075
Bedford Township, Precinct 6	626	2,303
Bedford Township, Precinct 7	484	1,865
Bedford Township, Precinct 8	566	1,969
Bedford Township, Precinct 9	366	1,250
Bedford Township, Precinct 10	323	1,310
Bedford Township, Precinct 11	517	2,336
Bedford Township, Precinct 12	417	1,576

Precinct	Gretchen Driskell (DEM)	Steven Friday (DEM)	Total Votes
<b>County</b>			
<b>Monroe County Michigan</b>			
City of Luna Pier, Precinct 1	118	21	139
City of Milan, Precinct 1	0	0	0
City of Monroe, Precinct 1	251	38	289
City of Monroe, Precinct 2	209	28	237
City of Monroe, Precinct 3N	98	20	118
City of Monroe, Precinct 3S	108	16	124
City of Monroe, Precinct 4	341	46	387
City of Monroe, Precinct 5	404	58	462
City of Monroe, Precinct 6	240	33	273
City of Petersburg, Precinct 1	64	17	81
Ash Township, Precinct 1	197	29	226
Ash Township, Precinct 2	175	26	201
Ash Township, Precinct 3	71	5	76
Bedford Township, Precinct 1	53	17	70
Bedford Township, Precinct 2	120	19	139
Bedford Township, Precinct 3	111	15	126
Bedford Township, Precinct 4	178	21	199
Bedford Township, Precinct 5	160	19	179
Bedford Township, Precinct 6	186	17	203
Bedford Township, Precinct 7	172	27	199
Bedford Township, Precinct 8	171	17	188
Bedford Township, Precinct 9	115	16	131
Bedford Township, Precinct 10	104	12	116
Bedford Township, Precinct 11	129	32	161
Bedford Township, Precinct 12	133	24	157

Precinct	Unresolved Write-In
<b>County</b>	
<b>Monroe County Michigan</b>	
City of Luna Pier, Precinct 1	0
City of Milan, Precinct 1	0
City of Monroe, Precinct 1	1
City of Monroe, Precinct 2	0
City of Monroe, Precinct 3N	0
City of Monroe, Precinct 3S	1
City of Monroe, Precinct 4	0
City of Monroe, Precinct 5	1
City of Monroe, Precinct 6	0
City of Petersburg, Precinct 1	0
Ash Township, Precinct 1	0
Ash Township, Precinct 2	0
Ash Township, Precinct 3	0
Bedford Township, Precinct 1	0
Bedford Township, Precinct 2	0
Bedford Township, Precinct 3	0
Bedford Township, Precinct 4	1
Bedford Township, Precinct 5	1
Bedford Township, Precinct 6	0
Bedford Township, Precinct 7	0
Bedford Township, Precinct 8	0
Bedford Township, Precinct 9	0
Bedford Township, Precinct 10	1
Bedford Township, Precinct 11	1
Bedford Township, Precinct 12	1

Precinct	Times Cast	Registered Voters
Bedford Township, Precinct 13	460	1,884
Bedford Township, Precinct 14	290	2,068
Berlin Charter Township, Precinct 1	353	1,835
Berlin Charter Township, Precinct 2	650	2,492
Berlin Charter Township, Precinct 3	373	1,207
Berlin Charter Township, Precinct 4	544	1,853
Dundee Township, Precinct 1	336	1,539
Dundee Township, Precinct 2	476	1,959
Dundee Township, Precinct 3	457	2,075
Erie Township, Precinct 1	469	1,820
Erie Township, Precinct 2	287	1,540
Exeter Township, Precinct 1	432	1,302
Exeter Township, Precinct 2	499	1,659
Frenchtown Charter Township, Precinct 1	240	1,154
Frenchtown Charter Township, Precinct 2	292	1,227
Frenchtown Charter Township, Precinct 3	378	1,308
Frenchtown Charter Township, Precinct 4	500	1,826
Frenchtown Charter Township, Precinct 5	303	2,122
Frenchtown Charter Township, Precinct 6	471	1,973
Frenchtown Charter Township, Precinct 7	805	2,882
Frenchtown Charter Township, Precinct 8	371	1,550
Frenchtown Charter Township, Precinct 9	215	1,037

Precinct	Gretchen Driskell (DEM)	Steven Friday (DEM)	Total Votes
Bedford Township, Precinct 13	114	25	139
Bedford Township, Precinct 14	124	11	135
Berlin Charter Township, Precinct 1	147	20	167
Berlin Charter Township, Precinct 2	214	32	246
Berlin Charter Township, Precinct 3	123	28	151
Berlin Charter Township, Precinct 4	201	26	227
Dundee Township, Precinct 1	122	25	147
Dundee Township, Precinct 2	168	35	203
Dundee Township, Precinct 3	162	26	188
Erie Township, Precinct 1	159	18	177
Erie Township, Precinct 2	93	13	106
Exeter Township, Precinct 1	151	21	172
Exeter Township, Precinct 2	172	27	199
Frenchtown Charter Township, Precinct 1	68	9	77
Frenchtown Charter Township, Precinct 2	117	21	138
Frenchtown Charter Township, Precinct 3	152	17	169
Frenchtown Charter Township, Precinct 4	181	21	202
Frenchtown Charter Township, Precinct 5	125	32	157
Frenchtown Charter Township, Precinct 6	184	25	209
Frenchtown Charter Township, Precinct 7	266	40	306
Frenchtown Charter Township, Precinct 8	123	29	152
Frenchtown Charter Township, Precinct 9	85	21	106

Precinct	Unresolved Write-In
Bedford Township, Precinct 13	1
Bedford Township, Precinct 14	0
Berlin Charter Township, Precinct 1	0
Berlin Charter Township, Precinct 2	1
Berlin Charter Township, Precinct 3	0
Berlin Charter Township, Precinct 4	1
Dundee Township, Precinct 1	2
Dundee Township, Precinct 2	0
Dundee Township, Precinct 3	0
Erie Township, Precinct 1	0
Erie Township, Precinct 2	0
Exeter Township, Precinct 1	0
Exeter Township, Precinct 2	1
Frenchtown Charter Township, Precinct 1	1
Frenchtown Charter Township, Precinct 2	1
Frenchtown Charter Township, Precinct 3	0
Frenchtown Charter Township, Precinct 4	0
Frenchtown Charter Township, Precinct 5	0
Frenchtown Charter Township, Precinct 6	0
Frenchtown Charter Township, Precinct 7	0
Frenchtown Charter Township, Precinct 8	0
Frenchtown Charter Township, Precinct 9	0

Precinct	Times Cast	Registered Voters
Ida Township, Precinct 1	487	2,041
Ida Township, Precinct 2	533	1,829
LaSalle Township, Precinct 1	457	1,708
LaSalle Township, Precinct 2	597	2,091
London Township, Precinct 1	570	2,392
Milan Township, Precinct 1	399	1,331
Monroe Charter Township, Precinct 1	384	1,418
Monroe Charter Township, Precinct 2	184	1,438
Monroe Charter Township, Precinct 3	355	1,047
Monroe Charter Township, Precinct 4	466	2,178
Monroe Charter Township, Precinct 5	640	2,406
Monroe Charter Township, Precinct 6	459	1,748
Raisinville Township, Precinct 1	703	2,214
Raisinville Township, Precinct 2	676	2,598
Summerfield Township, Precinct 1	508	2,452
Whiteford Township, Precinct 1	378	2,020
Whiteford Township, Precinct 2	267	1,631
Monroe County Michigan - Total	28,078	117,666
<b>Cumulative</b>		
Cumulative	0	0
Cumulative - Total	0	0
County - Total	28,078	117,666

Precinct	Gretchen Driskell (DEM)	Steven Friday (DEM)	Total Votes
Ida Township, Precinct 1	132	24	156
Ida Township, Precinct 2	170	25	195
LaSalle Township, Precinct 1	139	22	161
LaSalle Township, Precinct 2	200	21	221
London Township, Precinct 1	218	36	254
Milan Township, Precinct 1	150	19	169
Monroe Charter Township, Precinct 1	170	27	197
Monroe Charter Township, Precinct 2	91	23	114
Monroe Charter Township, Precinct 3	136	23	159
Monroe Charter Township, Precinct 4	187	28	215
Monroe Charter Township, Precinct 5	226	28	254
Monroe Charter Township, Precinct 6	163	11	174
Raisinville Township, Precinct 1	168	22	190
Raisinville Township, Precinct 2	233	34	267
Summerfield Township, Precinct 1	152	18	170
Whiteford Township, Precinct 1	120	14	134
Whiteford Township, Precinct 2	63	12	75
Monroe County Michigan - Total	9,877	1,482	11,359
<b>Cumulative</b>			
Cumulative	0	0	0
Cumulative - Total	0	0	0
County - Total	9,877	1,482	11,359



Precinct	Unresolved Write-In
Ida Township, Precinct 1	1
Ida Township, Precinct 2	0
LaSalle Township, Precinct 1	0
LaSalle Township, Precinct 2	0
London Township, Precinct 1	1
Milan Township, Precinct 1	0
Monroe Charter Township, Precinct 1	0
Monroe Charter Township, Precinct 2	0
Monroe Charter Township, Precinct 3	0
Monroe Charter Township, Precinct 4	0
Monroe Charter Township, Precinct 5	0
Monroe Charter Township, Precinct 6	1
Raisinville Township, Precinct 1	0
Raisinville Township, Precinct 2	0
Summerfield Township, Precinct 1	0
Whiteford Township, Precinct 1	0
Whiteford Township, Precinct 2	0
Monroe County Michigan - Total	19
<b>Cumulative</b>	
Cumulative	0
Cumulative - Total	0
County - Total	19

## D17 State Senate (D) (Vote for 1) DEM

Precinct	Times Cast	Registered Voters
<b>County</b>		
<b>Monroe County Michigan</b>		
City of Luna Pier, Precinct 1	262	1,122
City of Milan, Precinct 1	0	1,559
City of Monroe, Precinct 1	505	2,658
City of Monroe, Precinct 2	447	2,472
City of Monroe, Precinct 3N	226	1,237
City of Monroe, Precinct 3S	181	1,422
City of Monroe, Precinct 4	756	2,715
City of Monroe, Precinct 5	858	2,753
City of Monroe, Precinct 6	595	2,353
City of Petersburg, Precinct 1	176	849
Ash Township, Precinct 1	590	2,171
Ash Township, Precinct 2	648	2,090
Ash Township, Precinct 3	238	1,776
Bedford Township, Precinct 1	227	1,145
Bedford Township, Precinct 2	427	1,851
Bedford Township, Precinct 3	394	1,716
Bedford Township, Precinct 4	530	2,239
Bedford Township, Precinct 5	455	2,075
Bedford Township, Precinct 6	626	2,303
Bedford Township, Precinct 7	484	1,865
Bedford Township, Precinct 8	566	1,969
Bedford Township, Precinct 9	366	1,250
Bedford Township, Precinct 10	323	1,310
Bedford Township, Precinct 11	517	2,336
Bedford Township, Precinct 12	417	1,576

Precinct	Bill LaVoy (DEM)	Total Votes	Unresolved Write In
<b>County</b>			
<b>Monroe County Michigan</b>			
City of Luna Pier, Precinct 1	127	127	2
City of Milan, Precinct 1	0	0	0
City of Monroe, Precinct 1	274	274	1
City of Monroe, Precinct 2	218	218	2
City of Monroe, Precinct 3N	117	117	0
City of Monroe, Precinct 3S	124	124	1
City of Monroe, Precinct 4	366	366	1
City of Monroe, Precinct 5	445	445	2
City of Monroe, Precinct 6	256	256	1
City of Petersburg, Precinct 1	75	75	0
Ash Township, Precinct 1	216	216	1
Ash Township, Precinct 2	190	190	0
Ash Township, Precinct 3	75	75	0
Bedford Township, Precinct 1	69	69	0
Bedford Township, Precinct 2	127	127	1
Bedford Township, Precinct 3	120	120	0
Bedford Township, Precinct 4	185	185	2
Bedford Township, Precinct 5	168	168	0
Bedford Township, Precinct 6	199	199	0
Bedford Township, Precinct 7	185	185	1
Bedford Township, Precinct 8	183	183	0
Bedford Township, Precinct 9	124	124	0
Bedford Township, Precinct 10	110	110	1
Bedford Township, Precinct 11	153	153	1
Bedford Township, Precinct 12	147	147	1

Precinct	Times Cast	Registered Voters
Bedford Township, Precinct 13	460	1,884
Bedford Township, Precinct 14	290	2,068
Berlin Charter Township, Precinct 1	353	1,835
Berlin Charter Township, Precinct 2	650	2,492
Berlin Charter Township, Precinct 3	373	1,207
Berlin Charter Township, Precinct 4	544	1,853
Dundee Township, Precinct 1	336	1,539
Dundee Township, Precinct 2	476	1,959
Dundee Township, Precinct 3	457	2,075
Erie Township, Precinct 1	469	1,820
Erie Township, Precinct 2	287	1,540
Exeter Township, Precinct 1	432	1,302
Exeter Township, Precinct 2	499	1,659
Frenchtown Charter Township, Precinct 1	240	1,154
Frenchtown Charter Township, Precinct 2	292	1,227
Frenchtown Charter Township, Precinct 3	378	1,308
Frenchtown Charter Township, Precinct 4	500	1,826
Frenchtown Charter Township, Precinct 5	303	2,122
Frenchtown Charter Township, Precinct 6	471	1,973
Frenchtown Charter Township, Precinct 7	805	2,882
Frenchtown Charter Township, Precinct 8	371	1,550
Frenchtown Charter Township, Precinct 9	215	1,037

Precinct	Bill LaVoy (DEM)	Total Votes	Unresolved Write-In
Bedford Township, Precinct 13	137	137	1
Bedford Township, Precinct 14	137	137	0
Berlin Charter Township, Precinct 1	153	153	0
Berlin Charter Township, Precinct 2	227	227	2
Berlin Charter Township, Precinct 3	135	135	0
Berlin Charter Township, Precinct 4	226	226	0
Dundee Township, Precinct 1	138	138	2
Dundee Township, Precinct 2	197	197	0
Dundee Township, Precinct 3	174	174	1
Erie Township, Precinct 1	168	168	0
Erie Township, Precinct 2	97	97	1
Exeter Township, Precinct 1	164	164	1
Exeter Township, Precinct 2	183	183	3
Frenchtown Charter Township, Precinct 1	75	75	2
Frenchtown Charter Township, Precinct 2	134	134	0
Frenchtown Charter Township, Precinct 3	155	155	0
Frenchtown Charter Township, Precinct 4	198	198	0
Frenchtown Charter Township, Precinct 5	155	155	0
Frenchtown Charter Township, Precinct 6	198	198	0
Frenchtown Charter Township, Precinct 7	289	289	0
Frenchtown Charter Township, Precinct 8	147	147	0
Frenchtown Charter Township, Precinct 9	104	104	0

Precinct	Times Cast	Registered Voters
Ida Township, Precinct 1	487	2,041
Ida Township, Precinct 2	533	1,829
LaSalle Township, Precinct 1	457	1,708
LaSalle Township, Precinct 2	597	2,091
London Township, Precinct 1	570	2,392
Milan Township, Precinct 1	399	1,331
Monroe Charter Township, Precinct 1	384	1,418
Monroe Charter Township, Precinct 2	184	1,438
Monroe Charter Township, Precinct 3	355	1,047
Monroe Charter Township, Precinct 4	466	2,178
Monroe Charter Township, Precinct 5	640	2,406
Monroe Charter Township, Precinct 6	459	1,748
Raisinville Township, Precinct 1	703	2,214
Raisinville Township, Precinct 2	676	2,598
Summerfield Township, Precinct 1	508	2,452
Whiteford Township, Precinct 1	378	2,020
Whiteford Township, Precinct 2	267	1,631
Monroe County Michigan - Total	28,078	117,666
<b>Cumulative</b>		
Cumulative	0	0
Cumulative - Total	0	0
County - Total	28,078	117,666

Precinct	Bill LaVoy (DEM)	Total Votes	Unresolved Write-In
Ida Township, Precinct 1	152	152	0
Ida Township, Precinct 2	183	183	0
LaSalle Township, Precinct 1	145	145	0
LaSalle Township, Precinct 2	203	203	1
London Township, Precinct 1	235	235	4
Milan Township, Precinct 1	148	148	1
Monroe Charter Township, Precinct 1	185	185	2
Monroe Charter Township, Precinct 2	109	109	1
Monroe Charter Township, Precinct 3	153	153	0
Monroe Charter Township, Precinct 4	206	206	3
Monroe Charter Township, Precinct 5	241	241	1
Monroe Charter Township, Precinct 6	163	163	1
Raisinville Township, Precinct 1	190	190	0
Raisinville Township, Precinct 2	248	248	0
Summerfield Township, Precinct 1	160	160	1
Whiteford Township, Precinct 1	127	127	0
Whiteford Township, Precinct 2	62	62	1
Monroe County Michigan - Total	10,754	10,754	47
<b>Cumulative</b>			
Cumulative	0	0	0
Cumulative - Total	0	0	0
County - Total	10,754	10,754	47

## D17 Representative (D) (Vote for 1) DEM

Precinct	Times Cast	Registered Voters
<b>County</b>		
<b>Monroe County Michigan</b>		
City of Monroe, Precinct 1	505	2,658
City of Monroe, Precinct 2	447	2,472
City of Monroe, Precinct 3N	226	1,237
City of Monroe, Precinct 3S	181	1,422
City of Monroe, Precinct 4	756	2,715
City of Monroe, Precinct 5	858	2,753
City of Monroe, Precinct 6	595	2,353
Ash Township, Precinct 1	590	2,171
Ash Township, Precinct 2	648	2,090
Ash Township, Precinct 3	238	1,776
Berlin Charter Township, Precinct 1	353	1,835
Berlin Charter Township, Precinct 2	650	2,492
Berlin Charter Township, Precinct 3	373	1,207
Berlin Charter Township, Precinct 4	544	1,853
Exeter Township, Precinct 1	432	1,302
Exeter Township, Precinct 2	499	1,659
Frenchtown Charter Township, Precinct 1	240	1,154
Frenchtown Charter Township, Precinct 2	292	1,227
Frenchtown Charter Township, Precinct 3	378	1,308
Frenchtown Charter Township, Precinct 4	500	1,826
Frenchtown Charter Township, Precinct 5	303	2,122

Precinct	Michelle LaVoy (DEM)	Total Votes	Unresolved Write-In
<b>County</b>			
<b>Monroe County Michigan</b>			
City of Monroe, Precinct 1	273	273	2
City of Monroe, Precinct 2	220	220	1
City of Monroe, Precinct 3N	114	114	1
City of Monroe, Precinct 3S	124	124	1
City of Monroe, Precinct 4	362	362	2
City of Monroe, Precinct 5	435	435	1
City of Monroe, Precinct 6	257	257	2
Ash Township, Precinct 1	216	216	0
Ash Township, Precinct 2	190	190	0
Ash Township, Precinct 3	75	75	0
Berlin Charter Township, Precinct 1	156	156	0
Berlin Charter Township, Precinct 2	233	233	0
Berlin Charter Township, Precinct 3	133	133	0
Berlin Charter Township, Precinct 4	220	220	0
Exeter Township, Precinct 1	159	159	1
Exeter Township, Precinct 2	178	178	3
Frenchtown Charter Township, Precinct 1	75	75	2
Frenchtown Charter Township, Precinct 2	131	131	0
Frenchtown Charter Township, Precinct 3	150	150	1
Frenchtown Charter Township, Precinct 4	191	191	0
Frenchtown Charter Township, Precinct 5	153	153	0

Precinct	Times Cast	Registered Voters
Frenchtown Charter Township, Precinct 6	471	1,973
Frenchtown Charter Township, Precinct 7	805	2,882
Frenchtown Charter Township, Precinct 8	371	1,550
Frenchtown Charter Township, Precinct 9	215	1,037
London Township, Precinct 1	570	2,392
Monroe Charter Township, Precinct 6	15	72
Monroe County Michigan - Total	12,055	49,538
<b>Cumulative</b>		
Cumulative	0	0
Cumulative - Total	0	0
County - Total	12,055	49,538

Precinct	Michelle LaVoy (DEM)	Total Votes	Unresolved Write-In
Frenchtown Charter Township, Precinct 6	193	193	1
Frenchtown Charter Township, Precinct 7	283	283	0
Frenchtown Charter Township, Precinct 8	147	147	0
Frenchtown Charter Township, Precinct 9	104	104	0
London Township, Precinct 1	231	231	6
Monroe Charter Township, Precinct 6	3	3	0
Monroe County Michigan - Total	5,006	5,006	24
<b>Cumulative</b>			
Cumulative	0	0	0
Cumulative - Total	0	0	0
County - Total	5,006	5,006	24

## D56 Representative (D) (Vote for 1) DEM

Precinct	Times Cast	Registered Voters
<b>County</b>		
<b>Monroe County Michigan</b>		
City of Luna Pier, Precinct 1	262	1,122
City of Milan, Precinct 1	0	1,559
City of Petersburg, Precinct 1	176	849
Bedford Township, Precinct 1	227	1,145
Bedford Township, Precinct 2	427	1,851
Bedford Township, Precinct 3	394	1,716
Bedford Township, Precinct 4	530	2,239
Bedford Township, Precinct 5	455	2,075
Bedford Township, Precinct 6	626	2,303
Bedford Township, Precinct 7	484	1,865
Bedford Township, Precinct 8	566	1,969
Bedford Township, Precinct 9	366	1,250
Bedford Township, Precinct 10	323	1,310
Bedford Township, Precinct 11	517	2,336
Bedford Township, Precinct 12	417	1,576
Bedford Township, Precinct 13	460	1,884
Bedford Township, Precinct 14	290	2,068
Dundee Township, Precinct 1	336	1,539
Dundee Township, Precinct 2	476	1,959
Dundee Township, Precinct 3	457	2,075
Erie Township, Precinct 1	469	1,820
Erie Township, Precinct 2	287	1,540
Ida Township, Precinct 1	487	2,041
Ida Township, Precinct 2	533	1,829

Precinct	Ernie Whiteside (DEM)	Total Votes	Unresolved Write-In
<b>County</b>			
<b>Monroe County Michigan</b>			
City of Luna Pier, Precinct 1	124	124	1
City of Milan, Precinct 1	0	0	0
City of Petersburg, Precinct 1	72	72	0
Bedford Township, Precinct 1	64	64	0
Bedford Township, Precinct 2	126	126	0
Bedford Township, Precinct 3	119	119	0
Bedford Township, Precinct 4	173	173	2
Bedford Township, Precinct 5	158	158	0
Bedford Township, Precinct 6	189	189	0
Bedford Township, Precinct 7	176	176	1
Bedford Township, Precinct 8	175	175	0
Bedford Township, Precinct 9	113	113	0
Bedford Township, Precinct 10	105	105	1
Bedford Township, Precinct 11	147	147	0
Bedford Township, Precinct 12	140	140	1
Bedford Township, Precinct 13	133	133	1
Bedford Township, Precinct 14	131	131	0
Dundee Township, Precinct 1	127	127	1
Dundee Township, Precinct 2	186	186	0
Dundee Township, Precinct 3	172	172	0
Erie Township, Precinct 1	156	156	1
Erie Township, Precinct 2	92	92	0
Ida Township, Precinct 1	139	139	0
Ida Township, Precinct 2	171	171	0

Precinct	Times Cast	Registered Voters
LaSalle Township, Precinct 1	457	1,708
LaSalle Township, Precinct 2	597	2,091
Milan Township, Precinct 1	399	1,331
Monroe Charter Township, Precinct 1	384	1,418
Monroe Charter Township, Precinct 2	184	1,438
Monroe Charter Township, Precinct 3	355	1,047
Monroe Charter Township, Precinct 4	466	2,178
Monroe Charter Township, Precinct 5	640	2,406
Monroe Charter Township, Precinct 6	444	1,676
Raisinville Township, Precinct 1	703	2,214
Raisinville Township, Precinct 2	676	2,598
Summerfield Township, Precinct 1	508	2,452
Whiteford Township, Precinct 1	378	2,020
Whiteford Township, Precinct 2	267	1,631
Monroe County Michigan - Total	16,023	68,128
<b>Cumulative</b>		
Cumulative	0	0
Cumulative - Total	0	0
County - Total	16,023	68,128

Precinct	Ernie Whiteside (DEM)	Total Votes	Unresolved Write-In
LaSalle Township, Precinct 1	134	134	0
LaSalle Township, Precinct 2	190	190	2
Milan Township, Precinct 1	146	146	1
Monroe Charter Township, Precinct 1	174	174	2
Monroe Charter Township, Precinct 2	108	108	0
Monroe Charter Township, Precinct 3	147	147	0
Monroe Charter Township, Precinct 4	200	200	1
Monroe Charter Township, Precinct 5	223	223	0
Monroe Charter Township, Precinct 6	147	147	1
Raisinville Township, Precinct 1	174	174	1
Raisinville Township, Precinct 2	226	226	1
Summerfield Township, Precinct 1	151	151	0
Whiteford Township, Precinct 1	121	121	0
Whiteford Township, Precinct 2	61	61	1
Monroe County Michigan - Total	5,390	5,390	19
<b>Cumulative</b>			
Cumulative	0	0	0
Cumulative - Total	0	0	0
County - Total	5,390	5,390	19



## Governor (L) (Vote for 1) LIB

Precinct	Times Cast	Registered Voters
<b>County</b>		
<b>Monroe County Michigan</b>		
City of Luna Pier, Precinct 1	262	1,122
City of Milan, Precinct 1	0	1,559
City of Monroe, Precinct 1	505	2,658
City of Monroe, Precinct 2	447	2,472
City of Monroe, Precinct 3N	226	1,237
City of Monroe, Precinct 3S	181	1,422
City of Monroe, Precinct 4	756	2,715
City of Monroe, Precinct 5	858	2,753
City of Monroe, Precinct 6	595	2,353
City of Petersburg, Precinct 1	176	849
Ash Township, Precinct 1	590	2,171
Ash Township, Precinct 2	648	2,090
Ash Township, Precinct 3	238	1,776
Bedford Township, Precinct 1	227	1,145
Bedford Township, Precinct 2	427	1,851
Bedford Township, Precinct 3	394	1,716
Bedford Township, Precinct 4	530	2,239
Bedford Township, Precinct 5	455	2,075
Bedford Township, Precinct 6	626	2,303
Bedford Township, Precinct 7	484	1,865
Bedford Township, Precinct 8	566	1,969
Bedford Township, Precinct 9	366	1,250
Bedford Township, Precinct 10	323	1,310
Bedford Township, Precinct 11	517	2,336
Bedford Township, Precinct 12	417	1,576

Precinct	Bill Gelineau (LIB)	John Tatar (LIB)	Total Votes
<b>County</b>			
<b>Monroe County Michigan</b>			
City of Luna Pier, Precinct 1	0	2	2
City of Milan, Precinct 1	0	0	0
City of Monroe, Precinct 1	2	2	4
City of Monroe, Precinct 2	3	0	3
City of Monroe, Precinct 3N	0	0	0
City of Monroe, Precinct 3S	0	0	0
City of Monroe, Precinct 4	3	2	5
City of Monroe, Precinct 5	2	0	2
City of Monroe, Precinct 6	0	0	0
City of Petersburg, Precinct 1	0	1	1
Ash Township, Precinct 1	1	0	1
Ash Township, Precinct 2	1	1	2
Ash Township, Precinct 3	0	0	0
Bedford Township, Precinct 1	0	0	0
Bedford Township, Precinct 2	2	0	2
Bedford Township, Precinct 3	2	1	3
Bedford Township, Precinct 4	1	3	4
Bedford Township, Precinct 5	1	0	1
Bedford Township, Precinct 6	2	0	2
Bedford Township, Precinct 7	2	1	3
Bedford Township, Precinct 8	0	2	2
Bedford Township, Precinct 9	0	0	0
Bedford Township, Precinct 10	0	1	1
Bedford Township, Precinct 11	0	2	2
Bedford Township, Precinct 12	1	0	1

Precinct	Unresolved Write-In
<b>County</b>	
<b>Monroe County Michigan</b>	
City of Luna Pier, Precinct 1	0
City of Milan, Precinct 1	0
City of Monroe, Precinct 1	0
City of Monroe, Precinct 2	0
City of Monroe, Precinct 3N	0
City of Monroe, Precinct 3S	0
City of Monroe, Precinct 4	0
City of Monroe, Precinct 5	0
City of Monroe, Precinct 6	0
City of Petersburg, Precinct 1	0
Ash Township, Precinct 1	0
Ash Township, Precinct 2	0
Ash Township, Precinct 3	0
Bedford Township, Precinct 1	0
Bedford Township, Precinct 2	0
Bedford Township, Precinct 3	0
Bedford Township, Precinct 4	0
Bedford Township, Precinct 5	0
Bedford Township, Precinct 6	0
Bedford Township, Precinct 7	0
Bedford Township, Precinct 8	1
Bedford Township, Precinct 9	0
Bedford Township, Precinct 10	0
Bedford Township, Precinct 11	0
Bedford Township, Precinct 12	0

Precinct	Times Cast	Registered Voters
Bedford Township, Precinct 13	460	1,884
Bedford Township, Precinct 14	290	2,068
Berlin Charter Township, Precinct 1	353	1,835
Berlin Charter Township, Precinct 2	650	2,492
Berlin Charter Township, Precinct 3	373	1,207
Berlin Charter Township, Precinct 4	544	1,853
Dundee Township, Precinct 1	336	1,539
Dundee Township, Precinct 2	476	1,959
Dundee Township, Precinct 3	457	2,075
Erie Township, Precinct 1	469	1,820
Erie Township, Precinct 2	287	1,540
Exeter Township, Precinct 1	432	1,302
Exeter Township, Precinct 2	499	1,659
Frenchtown Charter Township, Precinct 1	240	1,154
Frenchtown Charter Township, Precinct 2	292	1,227
Frenchtown Charter Township, Precinct 3	378	1,308
Frenchtown Charter Township, Precinct 4	500	1,826
Frenchtown Charter Township, Precinct 5	303	2,122
Frenchtown Charter Township, Precinct 6	471	1,973
Frenchtown Charter Township, Precinct 7	805	2,882
Frenchtown Charter Township, Precinct 8	371	1,550
Frenchtown Charter Township, Precinct 9	215	1,037

Precinct	Bill Gelineau (LIB)	John Tatar (LIB)	Total Votes
Bedford Township, Precinct 13	1	0	1
Bedford Township, Precinct 14	3	1	4
Berlin Charter Township, Precinct 1	1	0	1
Berlin Charter Township, Precinct 2	0	0	0
Berlin Charter Township, Precinct 3	0	0	0
Berlin Charter Township, Precinct 4	1	2	3
Dundee Township, Precinct 1	2	0	2
Dundee Township, Precinct 2	1	1	2
Dundee Township, Precinct 3	3	3	6
Erie Township, Precinct 1	0	0	0
Erie Township, Precinct 2	1	0	1
Exeter Township, Precinct 1	1	1	2
Exeter Township, Precinct 2	1	4	5
Frenchtown Charter Township, Precinct 1	0	0	0
Frenchtown Charter Township, Precinct 2	0	0	0
Frenchtown Charter Township, Precinct 3	1	2	3
Frenchtown Charter Township, Precinct 4	1	0	1
Frenchtown Charter Township, Precinct 5	1	0	1
Frenchtown Charter Township, Precinct 6	0	0	0
Frenchtown Charter Township, Precinct 7	3	2	5
Frenchtown Charter Township, Precinct 8	0	1	1
Frenchtown Charter Township, Precinct 9	0	0	0

Precinct	Unresolved Write-In
Bedford Township, Precinct 13	0
Bedford Township, Precinct 14	0
Berlin Charter Township, Precinct 1	0
Berlin Charter Township, Precinct 2	0
Berlin Charter Township, Precinct 3	0
Berlin Charter Township, Precinct 4	0
Dundee Township, Precinct 1	0
Dundee Township, Precinct 2	0
Dundee Township, Precinct 3	0
Erie Township, Precinct 1	0
Erie Township, Precinct 2	0
Exeter Township, Precinct 1	0
Exeter Township, Precinct 2	0
Frenchtown Charter Township, Precinct 1	0
Frenchtown Charter Township, Precinct 2	0
Frenchtown Charter Township, Precinct 3	0
Frenchtown Charter Township, Precinct 4	0
Frenchtown Charter Township, Precinct 5	0
Frenchtown Charter Township, Precinct 6	0
Frenchtown Charter Township, Precinct 7	0
Frenchtown Charter Township, Precinct 8	0
Frenchtown Charter Township, Precinct 9	0

Precinct	Times Cast	Registered Voters
Ida Township, Precinct 1	487	2,041
Ida Township, Precinct 2	533	1,829
LaSalle Township, Precinct 1	457	1,708
LaSalle Township, Precinct 2	597	2,091
London Township, Precinct 1	570	2,392
Milan Township, Precinct 1	399	1,331
Monroe Charter Township, Precinct 1	384	1,418
Monroe Charter Township, Precinct 2	184	1,438
Monroe Charter Township, Precinct 3	355	1,047
Monroe Charter Township, Precinct 4	466	2,178
Monroe Charter Township, Precinct 5	640	2,406
Monroe Charter Township, Precinct 6	459	1,748
Raisinville Township, Precinct 1	703	2,214
Raisinville Township, Precinct 2	676	2,598
Summerfield Township, Precinct 1	508	2,452
Whiteford Township, Precinct 1	378	2,020
Whiteford Township, Precinct 2	267	1,631
Monroe County Michigan - Total	28,078	117,666
<b>Cumulative</b>		
Cumulative	0	0
Cumulative - Total	0	0
County - Total	28,078	117,666

Precinct	Bill Gelineau (LIB)	John Tatar (LIB)	Total Votes
Ida Township, Precinct 1	3	1	4
Ida Township, Precinct 2	0	1	1
LaSalle Township, Precinct 1	1	3	4
LaSalle Township, Precinct 2	1	0	1
London Township, Precinct 1	2	3	5
Milan Township, Precinct 1	2	4	6
Monroe Charter Township, Precinct 1	0	0	0
Monroe Charter Township, Precinct 2	0	0	0
Monroe Charter Township, Precinct 3	0	2	2
Monroe Charter Township, Precinct 4	2	1	3
Monroe Charter Township, Precinct 5	0	0	0
Monroe Charter Township, Precinct 6	0	1	1
Raisinville Township, Precinct 1	0	0	0
Raisinville Township, Precinct 2	1	0	1
Summerfield Township, Precinct 1	1	1	2
Whiteford Township, Precinct 1	0	0	0
Whiteford Township, Precinct 2	1	1	2
Monroe County Michigan - Total	58	53	111
<b>Cumulative</b>			
Cumulative	0	0	0
Cumulative - Total	0	0	0
County - Total	58	53	111

Precinct	Unresolved Write-In
Ida Township, Precinct 1	0
Ida Township, Precinct 2	0
LaSalle Township, Precinct 1	0
LaSalle Township, Precinct 2	0
London Township, Precinct 1	0
Milan Township, Precinct 1	0
Monroe Charter Township, Precinct 1	0
Monroe Charter Township, Precinct 2	0
Monroe Charter Township, Precinct 3	0
Monroe Charter Township, Precinct 4	0
Monroe Charter Township, Precinct 5	0
Monroe Charter Township, Precinct 6	0
Raisinville Township, Precinct 1	0
Raisinville Township, Precinct 2	0
Summerfield Township, Precinct 1	0
Whiteford Township, Precinct 1	0
Whiteford Township, Precinct 2	0
Monroe County Michigan - Total	1
<b>Cumulative</b>	
Cumulative	0
Cumulative - Total	0
County - Total	1

# US Senate (L) (Vote for 1) LIB

Precinct	Times Cast	Registered Voters
<b>County</b>		
<b>Monroe County Michigan</b>		
City of Luna Pier, Precinct 1	262	1,122
City of Milan, Precinct 1	0	1,559
City of Monroe, Precinct 1	505	2,658
City of Monroe, Precinct 2	447	2,472
City of Monroe, Precinct 3N	226	1,237
City of Monroe, Precinct 3S	181	1,422
City of Monroe, Precinct 4	756	2,715
City of Monroe, Precinct 5	858	2,753
City of Monroe, Precinct 6	595	2,353
City of Petersburg, Precinct 1	176	849
Ash Township, Precinct 1	590	2,171
Ash Township, Precinct 2	648	2,090
Ash Township, Precinct 3	238	1,776
Bedford Township, Precinct 1	227	1,145
Bedford Township, Precinct 2	427	1,851
Bedford Township, Precinct 3	394	1,716
Bedford Township, Precinct 4	530	2,239
Bedford Township, Precinct 5	455	2,075
Bedford Township, Precinct 6	626	2,303
Bedford Township, Precinct 7	484	1,865
Bedford Township, Precinct 8	566	1,969
Bedford Township, Precinct 9	366	1,250
Bedford Township, Precinct 10	323	1,310
Bedford Township, Precinct 11	517	2,336
Bedford Township, Precinct 12	417	1,576

Precinct	Total Votes	Unresolved Write-In
<b>County</b>		
<b>Monroe County Michigan</b>		
City of Luna Pier, Precinct 1	0	2
City of Milan, Precinct 1	0	0
City of Monroe, Precinct 1	0	1
City of Monroe, Precinct 2	0	0
City of Monroe, Precinct 3N	0	0
City of Monroe, Precinct 3S	0	0
City of Monroe, Precinct 4	0	2
City of Monroe, Precinct 5	0	2
City of Monroe, Precinct 6	0	0
City of Petersburg, Precinct 1	0	0
Ash Township, Precinct 1	0	0
Ash Township, Precinct 2	0	0
Ash Township, Precinct 3	0	0
Bedford Township, Precinct 1	0	0
Bedford Township, Precinct 2	0	0
Bedford Township, Precinct 3	0	1
Bedford Township, Precinct 4	0	0
Bedford Township, Precinct 5	0	0
Bedford Township, Precinct 6	0	1
Bedford Township, Precinct 7	0	1
Bedford Township, Precinct 8	0	0
Bedford Township, Precinct 9	0	0
Bedford Township, Precinct 10	0	0
Bedford Township, Precinct 11	0	1
Bedford Township, Precinct 12	0	0

Precinct	Times Cast	Registered Voters
Bedford Township, Precinct 13	460	1,884
Bedford Township, Precinct 14	290	2,068
Berlin Charter Township, Precinct 1	353	1,835
Berlin Charter Township, Precinct 2	650	2,492
Berlin Charter Township, Precinct 3	373	1,207
Berlin Charter Township, Precinct 4	544	1,853
Dundee Township, Precinct 1	336	1,539
Dundee Township, Precinct 2	476	1,959
Dundee Township, Precinct 3	457	2,075
Erie Township, Precinct 1	469	1,820
Erie Township, Precinct 2	287	1,540
Exeter Township, Precinct 1	432	1,302
Exeter Township, Precinct 2	499	1,659
Frenchtown Charter Township, Precinct 1	240	1,154
Frenchtown Charter Township, Precinct 2	292	1,227
Frenchtown Charter Township, Precinct 3	378	1,308
Frenchtown Charter Township, Precinct 4	500	1,826
Frenchtown Charter Township, Precinct 5	303	2,122
Frenchtown Charter Township, Precinct 6	471	1,973
Frenchtown Charter Township, Precinct 7	805	2,882
Frenchtown Charter Township, Precinct 8	371	1,550
Frenchtown Charter Township, Precinct 9	215	1,037

Precinct	Total Votes	Unresolved Write-In
Bedford Township, Precinct 13	0	0
Bedford Township, Precinct 14	0	0
Berlin Charter Township, Precinct 1	0	0
Berlin Charter Township, Precinct 2	0	0
Berlin Charter Township, Precinct 3	0	0
Berlin Charter Township, Precinct 4	0	1
Dundee Township, Precinct 1	0	0
Dundee Township, Precinct 2	0	0
Dundee Township, Precinct 3	0	2
Erie Township, Precinct 1	0	0
Erie Township, Precinct 2	0	1
Exeter Township, Precinct 1	0	0
Exeter Township, Precinct 2	0	0
Frenchtown Charter Township, Precinct 1	0	0
Frenchtown Charter Township, Precinct 2	0	0
Frenchtown Charter Township, Precinct 3	0	1
Frenchtown Charter Township, Precinct 4	0	0
Frenchtown Charter Township, Precinct 5	0	0
Frenchtown Charter Township, Precinct 6	0	0
Frenchtown Charter Township, Precinct 7	0	0
Frenchtown Charter Township, Precinct 8	0	0
Frenchtown Charter Township, Precinct 9	0	0



Precinct	Times Cast	Registered Voters
Ida Township, Precinct 1	487	2,041
Ida Township, Precinct 2	533	1,829
LaSalle Township, Precinct 1	457	1,708
LaSalle Township, Precinct 2	597	2,091
London Township, Precinct 1	570	2,392
Milan Township, Precinct 1	399	1,331
Monroe Charter Township, Precinct 1	384	1,418
Monroe Charter Township, Precinct 2	184	1,438
Monroe Charter Township, Precinct 3	355	1,047
Monroe Charter Township, Precinct 4	466	2,178
Monroe Charter Township, Precinct 5	640	2,406
Monroe Charter Township, Precinct 6	459	1,748
Raisinville Township, Precinct 1	703	2,214
Raisinville Township, Precinct 2	676	2,598
Summerfield Township, Precinct 1	508	2,452
Whiteford Township, Precinct 1	378	2,020
Whiteford Township, Precinct 2	267	1,631
Monroe County Michigan - Total	28,078	117,666
<b>Cumulative</b>		
Cumulative	0	0
Cumulative - Total	0	0
County - Total	28,078	117,666

Precinct	Total Votes	Unresolved Write-In
Ida Township, Precinct 1	0	0
Ida Township, Precinct 2	0	0
LaSalle Township, Precinct 1	0	1
LaSalle Township, Precinct 2	0	1
London Township, Precinct 1	0	1
Milan Township, Precinct 1	0	3
Monroe Charter Township, Precinct 1	0	0
Monroe Charter Township, Precinct 2	0	0
Monroe Charter Township, Precinct 3	0	1
Monroe Charter Township, Precinct 4	0	0
Monroe Charter Township, Precinct 5	0	0
Monroe Charter Township, Precinct 6	0	0
Raisinville Township, Precinct 1	0	0
Raisinville Township, Precinct 2	0	0
Summerfield Township, Precinct 1	0	0
Whiteford Township, Precinct 1	0	0
Whiteford Township, Precinct 2	0	2
Monroe County Michigan - Total	0	25
<b>Cumulative</b>		
Cumulative	0	0
Cumulative - Total	0	0
County - Total	0	25

## D7 Congressional L) (Vote for 1) LIB

Precinct	Times Cast	Registered Voters
<b>County</b>		
<b>Monroe County Michigan</b>		
City of Luna Pier, Precinct 1	262	1,122
City of Milan, Precinct 1	0	1,559
City of Monroe, Precinct 1	505	2,658
City of Monroe, Precinct 2	447	2,472
City of Monroe, Precinct 3N	226	1,237
City of Monroe, Precinct 3S	181	1,422
City of Monroe, Precinct 4	756	2,715
City of Monroe, Precinct 5	858	2,753
City of Monroe, Precinct 6	595	2,353
City of Petersburg, Precinct 1	176	849
Ash Township, Precinct 1	590	2,171
Ash Township, Precinct 2	648	2,090
Ash Township, Precinct 3	238	1,776
Bedford Township, Precinct 1	227	1,145
Bedford Township, Precinct 2	427	1,851
Bedford Township, Precinct 3	394	1,716
Bedford Township, Precinct 4	530	2,239
Bedford Township, Precinct 5	455	2,075
Bedford Township, Precinct 6	626	2,303
Bedford Township, Precinct 7	484	1,865
Bedford Township, Precinct 8	566	1,969
Bedford Township, Precinct 9	366	1,250
Bedford Township, Precinct 10	323	1,310
Bedford Township, Precinct 11	517	2,336
Bedford Township, Precinct 12	417	1,576

Precinct	Total Votes	Unresolved Write-In
<b>County</b>		
<b>Monroe County Michigan</b>		
City of Luna Pier, Precinct 1	0	2
City of Milan, Precinct 1	0	0
City of Monroe, Precinct 1	0	1
City of Monroe, Precinct 2	0	0
City of Monroe, Precinct 3N	0	0
City of Monroe, Precinct 3S	0	0
City of Monroe, Precinct 4	0	2
City of Monroe, Precinct 5	0	2
City of Monroe, Precinct 6	0	0
City of Petersburg, Precinct 1	0	0
Ash Township, Precinct 1	0	0
Ash Township, Precinct 2	0	0
Ash Township, Precinct 3	0	0
Bedford Township, Precinct 1	0	0
Bedford Township, Precinct 2	0	0
Bedford Township, Precinct 3	0	1
Bedford Township, Precinct 4	0	0
Bedford Township, Precinct 5	0	0
Bedford Township, Precinct 6	0	1
Bedford Township, Precinct 7	0	0
Bedford Township, Precinct 8	0	0
Bedford Township, Precinct 9	0	0
Bedford Township, Precinct 10	0	0
Bedford Township, Precinct 11	0	1
Bedford Township, Precinct 12	0	0

Precinct	Times Cast	Registered Voters
Bedford Township, Precinct 13	460	1,884
Bedford Township, Precinct 14	290	2,068
Berlin Charter Township, Precinct 1	353	1,835
Berlin Charter Township, Precinct 2	650	2,492
Berlin Charter Township, Precinct 3	373	1,207
Berlin Charter Township, Precinct 4	544	1,853
Dundee Township, Precinct 1	336	1,539
Dundee Township, Precinct 2	476	1,959
Dundee Township, Precinct 3	457	2,075
Erie Township, Precinct 1	469	1,820
Erie Township, Precinct 2	287	1,540
Exeter Township, Precinct 1	432	1,302
Exeter Township, Precinct 2	499	1,659
Frenchtown Charter Township, Precinct 1	240	1,154
Frenchtown Charter Township, Precinct 2	292	1,227
Frenchtown Charter Township, Precinct 3	378	1,308
Frenchtown Charter Township, Precinct 4	500	1,826
Frenchtown Charter Township, Precinct 5	303	2,122
Frenchtown Charter Township, Precinct 6	471	1,973
Frenchtown Charter Township, Precinct 7	805	2,882
Frenchtown Charter Township, Precinct 8	371	1,550
Frenchtown Charter Township, Precinct 9	215	1,037

Precinct	Total Votes	Unresolved Write-In
Bedford Township, Precinct 13	0	0
Bedford Township, Precinct 14	0	0
Berlin Charter Township, Precinct 1	0	0
Berlin Charter Township, Precinct 2	0	0
Berlin Charter Township, Precinct 3	0	0
Berlin Charter Township, Precinct 4	0	1
Dundee Township, Precinct 1	0	0
Dundee Township, Precinct 2	0	0
Dundee Township, Precinct 3	0	2
Erie Township, Precinct 1	0	0
Erie Township, Precinct 2	0	1
Exeter Township, Precinct 1	0	0
Exeter Township, Precinct 2	0	0
Frenchtown Charter Township, Precinct 1	0	0
Frenchtown Charter Township, Precinct 2	0	0
Frenchtown Charter Township, Precinct 3	0	1
Frenchtown Charter Township, Precinct 4	0	0
Frenchtown Charter Township, Precinct 5	0	0
Frenchtown Charter Township, Precinct 6	0	0
Frenchtown Charter Township, Precinct 7	0	1
Frenchtown Charter Township, Precinct 8	0	0
Frenchtown Charter Township, Precinct 9	0	0

Precinct	Times Cast	Registered Voters
Ida Township, Precinct 1	487	2,041
Ida Township, Precinct 2	533	1,829
LaSalle Township, Precinct 1	457	1,708
LaSalle Township, Precinct 2	597	2,091
London Township, Precinct 1	570	2,392
Milan Township, Precinct 1	399	1,331
Monroe Charter Township, Precinct 1	384	1,418
Monroe Charter Township, Precinct 2	184	1,438
Monroe Charter Township, Precinct 3	355	1,047
Monroe Charter Township, Precinct 4	466	2,178
Monroe Charter Township, Precinct 5	640	2,406
Monroe Charter Township, Precinct 6	459	1,748
Raisinville Township, Precinct 1	703	2,214
Raisinville Township, Precinct 2	676	2,598
Summerfield Township, Precinct 1	508	2,452
Whiteford Township, Precinct 1	378	2,020
Whiteford Township, Precinct 2	267	1,631
Monroe County Michigan - Total	28,078	117,666
<b>Cumulative</b>		
Cumulative	0	0
Cumulative - Total	0	0
County - Total	28,078	117,666

Precinct	Total Votes	Unresolved Write-In
Ida Township, Precinct 1	0	0
Ida Township, Precinct 2	0	0
LaSalle Township, Precinct 1	0	2
LaSalle Township, Precinct 2	0	1
London Township, Precinct 1	0	1
Milan Township, Precinct 1	0	3
Monroe Charter Township, Precinct 1	0	0
Monroe Charter Township, Precinct 2	0	0
Monroe Charter Township, Precinct 3	0	1
Monroe Charter Township, Precinct 4	0	0
Monroe Charter Township, Precinct 5	0	0
Monroe Charter Township, Precinct 6	0	0
Raisinville Township, Precinct 1	0	0
Raisinville Township, Precinct 2	0	0
Summerfield Township, Precinct 1	0	0
Whiteford Township, Precinct 1	0	0
Whiteford Township, Precinct 2	0	1
Monroe County Michigan - Total	0	25
<b>Cumulative</b>		
Cumulative	0	0
Cumulative - Total	0	0
County - Total	0	25

## D17 State Senate (L) (Vote for 1) LIB

Precinct	Times Cast	Registered Voters
<b>County</b>		
<b>Monroe County Michigan</b>		
City of Luna Pier, Precinct 1	262	1,122
City of Milan, Precinct 1	0	1,559
City of Monroe, Precinct 1	505	2,658
City of Monroe, Precinct 2	447	2,472
City of Monroe, Precinct 3N	226	1,237
City of Monroe, Precinct 3S	181	1,422
City of Monroe, Precinct 4	756	2,715
City of Monroe, Precinct 5	858	2,753
City of Monroe, Precinct 6	595	2,353
City of Petersburg, Precinct 1	176	849
Ash Township, Precinct 1	590	2,171
Ash Township, Precinct 2	648	2,090
Ash Township, Precinct 3	238	1,776
Bedford Township, Precinct 1	227	1,145
Bedford Township, Precinct 2	427	1,851
Bedford Township, Precinct 3	394	1,716
Bedford Township, Precinct 4	530	2,239
Bedford Township, Precinct 5	455	2,075
Bedford Township, Precinct 6	626	2,303
Bedford Township, Precinct 7	484	1,865
Bedford Township, Precinct 8	566	1,969
Bedford Township, Precinct 9	366	1,250
Bedford Township, Precinct 10	323	1,310
Bedford Township, Precinct 11	517	2,336
Bedford Township, Precinct 12	417	1,576

Precinct	Chad McNamara (LIB)	Total Votes	Unresolved Write-In
<b>County</b>			
<b>Monroe County Michigan</b>			
City of Luna Pier, Precinct 1	2	2	0
City of Milan, Precinct 1	0	0	0
City of Monroe, Precinct 1	4	4	0
City of Monroe, Precinct 2	3	3	0
City of Monroe, Precinct 3N	0	0	0
City of Monroe, Precinct 3S	0	0	0
City of Monroe, Precinct 4	4	4	0
City of Monroe, Precinct 5	2	2	0
City of Monroe, Precinct 6	0	0	0
City of Petersburg, Precinct 1	0	0	0
Ash Township, Precinct 1	1	1	0
Ash Township, Precinct 2	1	1	0
Ash Township, Precinct 3	0	0	0
Bedford Township, Precinct 1	0	0	0
Bedford Township, Precinct 2	1	1	0
Bedford Township, Precinct 3	3	3	0
Bedford Township, Precinct 4	3	3	0
Bedford Township, Precinct 5	0	0	0
Bedford Township, Precinct 6	2	2	0
Bedford Township, Precinct 7	3	3	0
Bedford Township, Precinct 8	2	2	1
Bedford Township, Precinct 9	0	0	0
Bedford Township, Precinct 10	1	1	0
Bedford Township, Precinct 11	2	2	0
Bedford Township, Precinct 12	1	1	0

Precinct	Times Cast	Registered Voters
Bedford Township, Precinct 13	460	1,884
Bedford Township, Precinct 14	290	2,068
Berlin Charter Township, Precinct 1	353	1,835
Berlin Charter Township, Precinct 2	650	2,492
Berlin Charter Township, Precinct 3	373	1,207
Berlin Charter Township, Precinct 4	544	1,853
Dundee Township, Precinct 1	336	1,539
Dundee Township, Precinct 2	476	1,959
Dundee Township, Precinct 3	457	2,075
Erie Township, Precinct 1	469	1,820
Erie Township, Precinct 2	287	1,540
Exeter Township, Precinct 1	432	1,302
Exeter Township, Precinct 2	499	1,659
Frenchtown Charter Township, Precinct 1	240	1,154
Frenchtown Charter Township, Precinct 2	292	1,227
Frenchtown Charter Township, Precinct 3	378	1,308
Frenchtown Charter Township, Precinct 4	500	1,826
Frenchtown Charter Township, Precinct 5	303	2,122
Frenchtown Charter Township, Precinct 6	471	1,973
Frenchtown Charter Township, Precinct 7	805	2,882
Frenchtown Charter Township, Precinct 8	371	1,550
Frenchtown Charter Township, Precinct 9	215	1,037

Precinct	Chad McNamara (LIB)	Total Votes	Unresolved Write-In
Bedford Township, Precinct 13	1	1	0
Bedford Township, Precinct 14	4	4	0
Berlin Charter Township, Precinct 1	1	1	0
Berlin Charter Township, Precinct 2	0	0	0
Berlin Charter Township, Precinct 3	0	0	0
Berlin Charter Township, Precinct 4	3	3	0
Dundee Township, Precinct 1	2	2	0
Dundee Township, Precinct 2	2	2	0
Dundee Township, Precinct 3	5	5	0
Erie Township, Precinct 1	0	0	0
Erie Township, Precinct 2	1	1	0
Exeter Township, Precinct 1	2	2	0
Exeter Township, Precinct 2	3	3	0
Frenchtown Charter Township, Precinct 1	0	0	0
Frenchtown Charter Township, Precinct 2	0	0	0
Frenchtown Charter Township, Precinct 3	3	3	0
Frenchtown Charter Township, Precinct 4	1	1	0
Frenchtown Charter Township, Precinct 5	1	1	0
Frenchtown Charter Township, Precinct 6	0	0	0
Frenchtown Charter Township, Precinct 7	4	4	0
Frenchtown Charter Township, Precinct 8	1	1	0
Frenchtown Charter Township, Precinct 9	0	0	0

Precinct	Times Cast	Registered Voters
Ida Township, Precinct 1	487	2,041
Ida Township, Precinct 2	533	1,829
LaSalle Township, Precinct 1	457	1,708
LaSalle Township, Precinct 2	597	2,091
London Township, Precinct 1	570	2,392
Milan Township, Precinct 1	399	1,331
Monroe Charter Township, Precinct 1	384	1,418
Monroe Charter Township, Precinct 2	184	1,438
Monroe Charter Township, Precinct 3	355	1,047
Monroe Charter Township, Precinct 4	466	2,178
Monroe Charter Township, Precinct 5	640	2,406
Monroe Charter Township, Precinct 6	459	1,748
Raisinville Township, Precinct 1	703	2,214
Raisinville Township, Precinct 2	676	2,598
Summerfield Township, Precinct 1	508	2,452
Whiteford Township, Precinct 1	378	2,020
Whiteford Township, Precinct 2	267	1,631
Monroe County Michigan - Total	28,078	117,666
<b>Cumulative</b>		
Cumulative	0	0
Cumulative - Total	0	0
County - Total	28,078	117,666

Precinct	Chad McNamara (LIB)	Total Votes	Unresolved Write-In
Ida Township, Precinct 1	2	2	0
Ida Township, Precinct 2	1	1	0
LaSalle Township, Precinct 1	3	3	0
LaSalle Township, Precinct 2	1	1	0
London Township, Precinct 1	5	5	0
Milan Township, Precinct 1	6	6	0
Monroe Charter Township, Precinct 1	0	0	0
Monroe Charter Township, Precinct 2	0	0	0
Monroe Charter Township, Precinct 3	2	2	0
Monroe Charter Township, Precinct 4	3	3	0
Monroe Charter Township, Precinct 5	0	0	0
Monroe Charter Township, Precinct 6	1	1	0
Raisinville Township, Precinct 1	0	0	0
Raisinville Township, Precinct 2	1	1	0
Summerfield Township, Precinct 1	2	2	0
Whiteford Township, Precinct 1	0	0	0
Whiteford Township, Precinct 2	1	1	0
Monroe County Michigan - Total	97	97	1
<b>Cumulative</b>			
Cumulative	0	0	0
Cumulative - Total	0	0	0
County - Total	97	97	1

## D17 Representative (L) (Vote for 1) LIB

Precinct	Times Cast	Registered Voters
<b>County</b>		
<b>Monroe County Michigan</b>		
City of Monroe, Precinct 1	505	2,658
City of Monroe, Precinct 2	447	2,472
City of Monroe, Precinct 3N	226	1,237
City of Monroe, Precinct 3S	181	1,422
City of Monroe, Precinct 4	756	2,715
City of Monroe, Precinct 5	858	2,753
City of Monroe, Precinct 6	595	2,353
Ash Township, Precinct 1	590	2,171
Ash Township, Precinct 2	648	2,090
Ash Township, Precinct 3	238	1,776
Berlin Charter Township, Precinct 1	353	1,835
Berlin Charter Township, Precinct 2	650	2,492
Berlin Charter Township, Precinct 3	373	1,207
Berlin Charter Township, Precinct 4	544	1,853
Exeter Township, Precinct 1	432	1,302
Exeter Township, Precinct 2	499	1,659
Frenchtown Charter Township, Precinct 1	240	1,154
Frenchtown Charter Township, Precinct 2	292	1,227
Frenchtown Charter Township, Precinct 3	378	1,308
Frenchtown Charter Township, Precinct 4	500	1,826
Frenchtown Charter Township, Precinct 5	303	2,122

Precinct	Total Votes	Unresolved Write-In
<b>County</b>		
<b>Monroe County Michigan</b>		
City of Monroe, Precinct 1	0	1
City of Monroe, Precinct 2	0	0
City of Monroe, Precinct 3N	0	0
City of Monroe, Precinct 3S	0	0
City of Monroe, Precinct 4	0	1
City of Monroe, Precinct 5	0	2
City of Monroe, Precinct 6	0	0
Ash Township, Precinct 1	0	0
Ash Township, Precinct 2	0	0
Ash Township, Precinct 3	0	0
Berlin Charter Township, Precinct 1	0	0
Berlin Charter Township, Precinct 2	0	0
Berlin Charter Township, Precinct 3	0	0
Berlin Charter Township, Precinct 4	0	1
Exeter Township, Precinct 1	0	0
Exeter Township, Precinct 2	0	0
Frenchtown Charter Township, Precinct 1	0	0
Frenchtown Charter Township, Precinct 2	0	0
Frenchtown Charter Township, Precinct 3	0	1
Frenchtown Charter Township, Precinct 4	0	0
Frenchtown Charter Township, Precinct 5	0	0



Precinct	Times Cast	Registered Voters
Frenchtown Charter Township, Precinct 6	471	1,973
Frenchtown Charter Township, Precinct 7	805	2,882
Frenchtown Charter Township, Precinct 8	371	1,550
Frenchtown Charter Township, Precinct 9	215	1,037
London Township, Precinct 1	570	2,392
Monroe Charter Township, Precinct 6	15	72
Monroe County Michigan - Total	12,055	49,538
<b>Cumulative</b>		
Cumulative	0	0
Cumulative - Total	0	0
County - Total	12,055	49,538

Precinct	Total Votes	Unresolved Write-In
Frenchtown Charter Township, Precinct 6	0	0
Frenchtown Charter Township, Precinct 7	0	0
Frenchtown Charter Township, Precinct 8	0	0
Frenchtown Charter Township, Precinct 9	0	0
London Township, Precinct 1	0	1
Monroe Charter Township, Precinct 6	0	0
Monroe County Michigan - Total	0	7
<b>Cumulative</b>		
Cumulative	0	0
Cumulative - Total	0	0
County - Total	0	7

## D56 Representative (L) (Vote for 1) LIB

Precinct	Times Cast	Registered Voters
<b>County</b>		
<b>Monroe County Michigan</b>		
City of Luna Pier, Precinct 1	262	1,122
City of Milan, Precinct 1	0	1,559
City of Petersburg, Precinct 1	176	849
Bedford Township, Precinct 1	227	1,145
Bedford Township, Precinct 2	427	1,851
Bedford Township, Precinct 3	394	1,716
Bedford Township, Precinct 4	530	2,239
Bedford Township, Precinct 5	455	2,075
Bedford Township, Precinct 6	626	2,303
Bedford Township, Precinct 7	484	1,865
Bedford Township, Precinct 8	566	1,969
Bedford Township, Precinct 9	366	1,250
Bedford Township, Precinct 10	323	1,310
Bedford Township, Precinct 11	517	2,336
Bedford Township, Precinct 12	417	1,576
Bedford Township, Precinct 13	460	1,884
Bedford Township, Precinct 14	290	2,068
Dundee Township, Precinct 1	336	1,539
Dundee Township, Precinct 2	476	1,959
Dundee Township, Precinct 3	457	2,075
Erie Township, Precinct 1	469	1,820
Erie Township, Precinct 2	287	1,540
Ida Township, Precinct 1	487	2,041
Ida Township, Precinct 2	533	1,829

Precinct	Total Votes	Unresolved Write-In
<b>County</b>		
<b>Monroe County Michigan</b>		
City of Luna Pier, Precinct 1	0	2
City of Milan, Precinct 1	0	0
City of Petersburg, Precinct 1	0	0
Bedford Township, Precinct 1	0	0
Bedford Township, Precinct 2	0	0
Bedford Township, Precinct 3	0	1
Bedford Township, Precinct 4	0	0
Bedford Township, Precinct 5	0	0
Bedford Township, Precinct 6	0	1
Bedford Township, Precinct 7	0	0
Bedford Township, Precinct 8	0	0
Bedford Township, Precinct 9	0	0
Bedford Township, Precinct 10	0	0
Bedford Township, Precinct 11	0	1
Bedford Township, Precinct 12	0	0
Bedford Township, Precinct 13	0	0
Bedford Township, Precinct 14	0	1
Dundee Township, Precinct 1	0	0
Dundee Township, Precinct 2	0	0
Dundee Township, Precinct 3	0	2
Erie Township, Precinct 1	0	0
Erie Township, Precinct 2	0	1
Ida Township, Precinct 1	0	0
Ida Township, Precinct 2	0	0

Precinct	Times Cast	Registered Voters
LaSalle Township, Precinct 1	457	1,708
LaSalle Township, Precinct 2	597	2,091
Milan Township, Precinct 1	399	1,331
Monroe Charter Township, Precinct 1	384	1,418
Monroe Charter Township, Precinct 2	184	1,438
Monroe Charter Township, Precinct 3	355	1,047
Monroe Charter Township, Precinct 4	466	2,178
Monroe Charter Township, Precinct 5	640	2,406
Monroe Charter Township, Precinct 6	444	1,676
Raisinville Township, Precinct 1	703	2,214
Raisinville Township, Precinct 2	676	2,598
Summerfield Township, Precinct 1	508	2,452
Whiteford Township, Precinct 1	378	2,020
Whiteford Township, Precinct 2	267	1,631
Monroe County Michigan - Total	16,023	68,128
<b>Cumulative</b>		
Cumulative	0	0
Cumulative - Total	0	0
County - Total	16,023	68,128

Precinct	Total Votes	Unresolved Write-In
LaSalle Township, Precinct 1	0	1
LaSalle Township, Precinct 2	0	1
Milan Township, Precinct 1	0	2
Monroe Charter Township, Precinct 1	0	0
Monroe Charter Township, Precinct 2	0	0
Monroe Charter Township, Precinct 3	0	1
Monroe Charter Township, Precinct 4	0	0
Monroe Charter Township, Precinct 5	0	0
Monroe Charter Township, Precinct 6	0	0
Raisinville Township, Precinct 1	0	0
Raisinville Township, Precinct 2	0	0
Summerfield Township, Precinct 1	0	0
Whiteford Township, Precinct 1	0	0
Whiteford Township, Precinct 2	0	1
Monroe County Michigan - Total	0	15
<b>Cumulative</b>		
Cumulative	0	0
Cumulative - Total	0	0
County - Total	0	15

Statewide Races - Official Results

Unofficial Election Night Results

Run Time

9:41 AM

Run Date

08/10/2018

Montcalm County

Primary Election, Tuesday, August 7, 2018

8/7/2018

Page 1 of 33

Official results

Registered Voters

12289 of 43322 = 28.37 %

Precincts Reporting

29 of 4 = 725.00 %

Governor - REPUBLICAN - Vote for not more than 1

Precinct	Brian Calley	Patrick Colbeck	Jim Hines	Bill Schuette	Evan Space (W)	William Cobbs (W)	Cast Votes	Undervotes	Overvotes	Invalid Votes	Election Day Voting Ballots Cast	Total Ballots Cast	Registered Voters	Turnout Percentage
Belvidere Township, Precinct 1	97	25	39	144	0	0	305	9	0	2	500	500	1592	31.41 %
Bloomer Township, Precinct 1	78	12	24	88	0	0	202	2	0	0	270	270	819	32.97 %
Bushnell Township, Precinct 1	74	13	22	84	0	0	193	2	0	4	271	271	1028	26.36 %
Cato Township, Precinct 1	128	67	41	196	0	0	432	15	1	7	649	649	2056	31.57 %
Crystal Township, Precinct 1	129	23	38	166	0	0	356	13	0	2	546	546	1911	28.57 %
Day Township, Precinct 1	68	13	11	76	0	0	168	3	0	2	233	233	787	29.61 %
Douglass Township, Precinct 1	146	23	28	175	0	0	372	12	0	4	551	551	1697	32.47 %
Eureka Charter Township, Precinct 1	92	25	15	135	0	0	267	2	0	5	487	487	1428	34.10 %
Eureka Charter Township, Precinct 2	126	27	16	116	0	0	285	2	1	6	495	495	1553	31.87 %
Evergreen Township, Precinct 1	59	10	18	84	0	0	171	4	0	1	272	272	1223	22.24 %
Evergreen Township, Precinct 2	75	11	8	66	0	0	160	1	0	2	250	250	948	26.37 %
Fairplain Township, Precinct 1	96	20	29	94	0	0	239	6	1	3	366	366	1281	28.57 %
Ferris Township, Precinct 1	52	10	16	71	0	0	149	3	0	7	241	241	959	25.13 %
Home Township, Precinct 1	103	29	42	149	0	0	323	9	0	3	490	490	1855	26.42 %
Maple Valley Township, Precinct 1	74	20	40	162	0	0	296	7	1	8	422	422	1407	29.99 %
Montcalm Township, Precinct 1	176	46	73	250	0	0	545	28	1	3	816	816	2586	31.55 %
Peterson Township, Precinct 1	118	62	57	244	0	0	481	5	0	7	713	713	2473	28.83 %
Pine Township, Precinct 1	84	31	22	119	0	0	256	10	0	1	398	398	1244	31.99 %
Reynolds Township, Precinct 1	75	52	39	176	0	0	342	5	0	3	507	507	2070	24.49 %

Statewide Races - Official Results

Montcalm County

Official results

Unofficial Election Night Results

Primary Election, Tuesday, August 7, 2018

Registered Voters  
12289 of 43322 = 28.37 %

Run Time

9:41 AM

8/7/2018

Precincts Reporting

Run Date

08/10/2018

Page 2 of 33

29 of 4 = 725.00 %

Governor - REPUBLICAN - Vote for not more than 1

Precinct	Brian Calley	Patrick Colbeck	Jim Hines	Bill Schuette	Evan Space (W)	William Cobbs (W)	Cast Votes	Undervotes	Overvotes	Invalid Votes	Election Day Voting Ballots Cast	Total Ballots Cast	Registered Voters	Turnout Percentage
Reynolds Township, Precinct 2	53	29	27	136	0	0	245	1	0	1	373	373	1591	23.44 %
Richland Township, Precinct 1	81	49	50	173	0	0	353	5	0	5	546	546	1982	27.55 %
Sidney Township, Precinct 1	181	34	46	160	0	0	421	12	0	5	648	648	1904	34.03 %
Winfield Township, Precinct 1	78	30	46	165	0	0	319	6	0	9	460	460	1629	28.24 %
City of Carson City, Precinct 1	35	18	9	38	0	0	100	4	0	4	200	200	792	25.25 %
City of Greenville, Precinct 1	52	21	20	64	0	0	157	3	0	0	313	313	1512	20.70 %
City of Greenville, Precinct 2	68	16	23	66	0	0	173	3	0	4	394	394	1549	25.44 %
City of Greenville, Precinct 3	108	17	26	103	0	0	254	3	0	2	483	483	1574	30.69 %
City of Greenville, Precinct 4	21	8	9	59	0	0	97	4	0	1	205	205	1102	18.60 %
City of Stanton, Precinct 1	50	7	18	50	0	0	125	5	0	1	190	190	770	24.68 %
<b>Totals</b>	<b>2577</b>	<b>748</b>	<b>852</b>	<b>3609</b>	<b>0</b>	<b>0</b>	<b>7786</b>	<b>184</b>	<b>5</b>	<b>102</b>	<b>12289</b>	<b>12289</b>	<b>43322</b>	<b>28.37 %</b>

Statewide Races - Official Results

Unofficial Election Night Results

Run Time

9:41 AM

Run Date

08/10/2018

Montcalm County

Primary Election, Tuesday, August 7, 2018

8/7/2018

Page 3 of 33

Official results

Registered Voters

12289 of 43322 = 28.37 %

Precincts Reporting

29 of 4 = 725.00 %

United States Senator - REPUBLICAN - Vote for not more than 1

Precinct	John James	Sandy Pensler	Tim Yow (W)	William F. Cobbs (W)	Cast Votes	Undervotes	Overvotes	Invalid Votes	Election Day Voting Ballots Cast	Total Ballots Cast	Registered Voters	Turnout Percentage
Belvidere Township, Precinct 1	156	138	0	0	294	20	0	1	500	500	1592	31.41 %
Bloomer Township, Precinct 1	98	94	0	0	192	12	0	1	270	270	819	32.97 %
Bushnell Township, Precinct 1	95	88	0	0	183	12	0	6	271	271	1028	26.36 %
Cato Township, Precinct 1	208	210	0	0	418	30	0	4	649	649	2056	31.57 %
Crystal Township, Precinct 1	154	191	0	0	345	24	0	1	546	546	1911	28.57 %
Day Township, Precinct 1	84	73	0	0	157	14	0	2	233	233	787	29.61 %
Douglass Township, Precinct 1	180	171	0	0	351	33	0	5	551	551	1697	32.47 %
Eureka Charter Township, Precinct 1	142	115	0	0	257	12	0	4	487	487	1428	34.10 %
Eureka Charter Township, Precinct 2	155	117	0	0	272	15	1	5	495	495	1553	31.87 %
Evergreen Township, Precinct 1	80	89	0	0	169	6	0	2	272	272	1223	22.24 %
Evergreen Township, Precinct 2	91	57	0	0	148	13	0	2	250	250	948	26.37 %
Fairplain Township, Precinct 1	127	102	0	0	229	17	0	3	366	366	1281	28.57 %
Ferris Township, Precinct 1	73	70	0	0	143	9	0	4	241	241	959	25.13 %
Home Township, Precinct 1	137	169	0	0	306	26	0	0	490	490	1855	26.42 %
Maple Valley Township, Precinct 1	136	145	0	0	281	23	0	7	422	422	1407	29.99 %
Montcalm Township, Precinct 1	247	262	0	0	509	65	0	4	816	816	2586	31.55 %
Pierson Township, Precinct 1	234	224	0	0	458	28	0	11	713	713	2473	28.83 %
Pine Township, Precinct 1	116	130	0	0	246	20	0	0	398	398	1244	31.99 %
Reynolds Township, Precinct 1	156	182	0	0	338	9	0	3	507	507	2070	24.49 %

Montcalm County

Primary Election, Tuesday, August 7, 2018

8/7/2018

Page 4 of 33

United States Senator - REPUBLICAN - Vote for not more than 1

Precinct	John James	Sandy Pensler	Tim Yow (W)	William F. Cobbs (W)	Cast Votes	Undervotes	Overvotes	Invalid Votes	Election Day Voting Ballots Cast	Total Ballots Cast	Registered Voters	Turnout Percentage
Reynolds Township, Precinct 2	90	147	0	0	237	9	0	1	373	373	1591	23.44 %
Richland Township, Precinct 1	163	171	0	0	334	24	0	4	546	546	1982	27.55 %
Sidney Township, Precinct 1	195	201	0	0	396	37	0	5	648	648	1904	34.03 %
Winfield Township, Precinct 1	152	162	0	0	314	11	0	10	460	460	1629	28.24 %
City of Carson City, Precinct 1	45	45	0	0	90	14	0	2	200	200	792	25.25 %
City of Greenville, Precinct 1	82	67	0	0	149	10	1	1	313	313	1512	20.70 %
City of Greenville, Precinct 2	100	62	0	0	162	14	0	2	394	394	1549	25.44 %
City of Greenville, Precinct 3	121	119	0	0	240	17	0	2	483	483	1574	30.69 %
City of Greenville, Precinct 4	49	47	0	0	96	5	0	1	205	205	1102	18.60 %
City of Stanton, Precinct 1	61	55	0	0	116	14	0	1	190	190	770	24.68 %
<b>Totals</b>	<b>3727</b>	<b>3703</b>	<b>0</b>	<b>0</b>	<b>7430</b>	<b>543</b>	<b>2</b>	<b>94</b>	<b>12289</b>	<b>12289</b>	<b>43322</b>	<b>28.37 %</b>

**Statewide Races - Official Results**

Unofficial Election Night Results

Run Time

9:41 AM

Run Date

08/10/2018

**Montcalm County**

Primary Election, Tuesday, August 7, 2018

8/7/2018

Page 5 of 33

**Official results**

Registered Voters

12289 of 43322 = 28.37 %

Precincts Reporting

29 of 4 = 725.00 %

**Representative in Congress 3rd District - REPUBLICAN - Vote for not more than 1**

Precinct	Justin Amash	Cast Votes	Undervotes	Overvotes	Invalid Votes	Election Day Voting Ballots Cast	Total Ballots Cast	Registered Voters	Turnout Percentage
Eureka Charter Township, Precinct 1	222	222	47	0	3	487	487	1428	34.10 %
Eureka Charter Township, Precinct 2	236	236	52	0	6	495	495	1553	31.87 %
City of Greenville, Precinct 1	0	0	0	0	0	0	0	3	0.00 %
City of Greenville, Precinct 2	3	3	0	0	0	3	3	8	37.50 %
<b>Totals</b>	<b>461</b>	<b>461</b>	<b>99</b>	<b>0</b>	<b>9</b>	<b>985</b>	<b>985</b>	<b>2992</b>	<b>32.92 %</b>



Statewide Races - Official Results

Montcalm County

Official results

Unofficial Election Night Results

Primary Election, Tuesday, August 7, 2018

Registered Voters

12289 of 43322 = 28.37 %

Run Time 9:41 AM

8/7/2018

Precincts Reporting

Run Date 08/10/2018

Page 6 of 33

29 of 4 = 725.00 %

Representative in Congress 4th District - REPUBLICAN - Vote for not more than 1

Precinct	John Moolenaar	Cast Votes	Undervotes	Overvotes	Invalid Votes	Election Day Voting Ballots Cast	Total Ballots Cast	Registered Voters	Turnout Percentage
Belvidere Township, Precinct 1	258	258	56	0	3	500	500	1592	31.41 %
Bloomer Township, Precinct 1	162	162	42	0	0	270	270	819	32.97 %
Bushnell Township, Precinct 1	161	161	34	0	4	271	271	1028	26.36 %
Cato Township, Precinct 1	373	373	75	0	7	649	649	2056	31.57 %
Crystal Township, Precinct 1	283	283	86	0	2	546	546	1911	28.57 %
Day Township, Precinct 1	140	140	31	0	3	233	233	787	29.61 %
Douglass Township, Precinct 1	312	312	72	0	1	551	551	1697	32.47 %
Evergreen Township, Precinct 1	141	141	34	0	3	272	272	1223	22.24 %
Evergreen Township, Precinct 2	134	134	27	0	2	250	250	948	26.37 %
Fairplain Township, Precinct 1	196	196	50	0	3	366	366	1281	28.57 %
Ferris Township, Precinct 1	124	124	28	0	5	241	241	959	25.13 %
Home Township, Precinct 1	276	276	56	0	4	490	490	1855	26.42 %
Maple Valley Township, Precinct 1	250	250	54	0	5	422	422	1407	29.99 %
Montcalm Township, Precinct 1	431	431	143	0	4	816	816	2586	31.55 %
Pierson Township, Precinct 1	390	390	96	0	3	713	713	2473	28.83 %
Pine Township, Precinct 1	215	215	51	0	0	398	398	1244	31.99 %
Reynolds Township, Precinct 1	295	295	52	0	2	507	507	2070	24.49 %
Reynolds Township, Precinct 2	200	200	46	0	0	373	373	1591	23.44 %
Richland Township, Precinct 1	292	292	66	0	2	546	546	1982	27.55 %
Sidney Township, Precinct 1	330	330	103	0	3	648	648	1904	34.03 %

Statewide Races - Official Results

Unofficial Election Night Results

Run Time

9:41 AM

Run Date

08/10/2018

Montcalm County

Primary Election, Tuesday, August 7, 2018

8/7/2018

Page 7 of 33

Official results

Registered Voters

12289 of 43322 = 28.37 %

Precincts Reporting

29 of 4 = 725.00 %

Representative in Congress 4th District - REPUBLICAN - Vote for not more than 1

Precinct	John Moolenaar	Cast Votes	Undervotes	Overvotes	Invalid Votes	Election Day Voting Ballots Cast	Total Ballots Cast	Registered Voters	Turnout Percentage
Winfield Township, Precinct 1	270	270	55	0	9	460	460	1629	28.24 %
City of Carson City, Precinct 1	81	81	23	0	4	200	200	792	25.25 %
City of Greenville, Precinct 1	135	135	25	0	2	313	313	1509	20.74 %
City of Greenville, Precinct 2	146	146	27	0	2	391	391	1541	25.37 %
City of Greenville, Precinct 3	207	207	50	0	2	483	483	1574	30.69 %
City of Greenville, Precinct 4	81	81	20	0	0	205	205	1102	18.60 %
City of Stanton, Precinct 1	105	105	25	0	1	190	190	770	24.68 %
<b>Totals</b>	<b>5988</b>	<b>5988</b>	<b>1427</b>	<b>0</b>	<b>76</b>	<b>11304</b>	<b>11304</b>	<b>40330</b>	<b>28.03 %</b>

Statewide Races - Official Results

Montcalm County

Official results

Unofficial Election Night Results

Primary Election, Tuesday, August 7, 2018

Registered Voters

12289 of 43322 = 28.37 %

Run Time 9:41 AM

8/7/2018

Precincts Reporting

Run Date 08/10/2018

Page 8 of 33

29 of 4 = 725.00 %

State Senator 33rd District - REPUBLICAN - Vote for not more than 1

Precinct	Greg Alexander	Rick Outman	Cast Votes	Undervotes	Overvotes	Invalid Votes	Election Day Voting Ballots Cast	Total Ballots Cast	Registered Voters	Turnout Percentage
Belvidere Township, Precinct 1	38	272	310	4	0	6	500	500	1592	31.41 %
Bloomer Township, Precinct 1	34	158	192	12	0	0	270	270	819	32.97 %
Bushnell Township, Precinct 1	45	140	185	10	0	7	271	271	1028	26.36 %
Cato Township, Precinct 1	46	392	438	10	0	14	649	649	2056	31.57 %
Crystal Township, Precinct 1	103	244	347	22	0	2	546	546	1911	28.57 %
Day Township, Precinct 1	23	146	169	2	0	3	233	233	787	29.61 %
Douglass Township, Precinct 1	78	297	375	9	0	5	551	551	1697	32.47 %
Eureka Charter Township, Precinct 1	55	202	257	12	0	3	487	487	1428	34.10 %
Eureka Charter Township, Precinct 2	51	216	267	20	1	6	495	495	1553	31.87 %
Evergreen Township, Precinct 1	49	121	170	5	0	4	272	272	1223	22.24 %
Evergreen Township, Precinct 2	37	119	156	5	0	2	250	250	948	26.37 %
Fairplain Township, Precinct 1	61	171	232	14	0	3	366	366	1281	28.57 %
Ferris Township, Precinct 1	20	125	145	6	1	6	241	241	959	25.13 %
Home Township, Precinct 1	53	261	314	18	0	7	490	490	1855	26.42 %
Maple Valley Township, Precinct 1	52	236	288	16	0	6	422	422	1407	29.99 %
Montcalm Township, Precinct 1	122	403	525	49	0	5	816	816	2586	31.55 %
Pierson Township, Precinct 1	110	319	429	56	1	5	713	713	2473	28.83 %
Pine Township, Precinct 1	54	201	255	11	0	0	398	398	1244	31.99 %
Reynolds Township, Precinct 1	73	260	333	14	0	2	507	507	2070	24.49 %

**Statewide Races - Official Results**

**Montcalm County**

Unofficial Election Night Results

Primary Election, Tuesday, August 7, 2018

Run Time

9:41 AM

8/7/2018

Run Date

08/10/2018

Page 9 of 33

**Official results**

Registered Voters

12289 of 43322 = 28.37 %

Precincts Reporting

29 of 4 = 725.00 %

**State Senator 33rd District - REPUBLICAN - Vote for not more than 1**

Precinct	Greg Alexander	Rick Outman	Cast Votes	Undervotes	Overvotes	Invalid Votes	Election Day Voting Ballots Cast	Total Ballots Cast	Registered Voters	Turnout Percentage
Reynolds Township, Precinct 2	48	169	217	29	0	1	373	373	1591	23.44 %
Richland Township, Precinct 1	54	284	338	19	1	6	546	546	1982	27.55 %
Sidney Township, Precinct 1	105	309	414	19	0	4	648	648	1904	34.03 %
Winfield Township, Precinct 1	72	229	301	23	1	11	460	460	1629	28.24 %
City of Carson City, Precinct 1	20	74	94	10	0	4	200	200	792	25.25 %
City of Greenville, Precinct 1	25	125	150	10	0	1	313	313	1512	20.70 %
City of Greenville, Precinct 2	35	132	167	9	0	4	394	394	1549	25.44 %
City of Greenville, Precinct 3	51	184	235	22	0	2	483	483	1574	30.69 %
City of Greenville, Precinct 4	23	67	90	11	0	0	205	205	1102	18.60 %
City of Stanton, Precinct 1	35	88	123	7	0	1	190	190	770	24.68 %
<b>Totals</b>	<b>1572</b>	<b>5944</b>	<b>7516</b>	<b>454</b>	<b>5</b>	<b>120</b>	<b>12289</b>	<b>12289</b>	<b>43322</b>	<b>28.37 %</b>

Statewide Races - Official Results

Montcalm County

Official results

Unofficial Election Night Results

Primary Election, Tuesday, August 7, 2018

12289 of 43322 = 28.37 %  
Registered Voters

Run Time 9:41 AM

8/7/2018

Precincts Reporting

Run Date 08/10/2018

Page 10 of 33

29 of 4 = 725.00 %

Representative in State Legislature 70th District - REPUBLICAN - Vote for not more than 1

Precinct	James A. Lower	Cast Votes	Undervotes	Overvotes	Invalid Votes	Election Day Voting Ballots Cast	Total Ballots Cast	Registered Voters	Turnout Percentage
Belvidere Township, Precinct 1	270	270	44	0	2	500	500	1592	31.41 %
Bloomer Township, Precinct 1	166	166	38	0	1	270	270	819	32.97 %
Bushnell Township, Precinct 1	161	161	34	0	5	271	271	1028	26.36 %
Cato Township, Precinct 1	379	379	69	0	6	649	649	2056	31.57 %
Crystal Township, Precinct 1	286	286	83	0	2	546	546	1911	28.57 %
Day Township, Precinct 1	141	141	30	0	3	233	233	787	29.61 %
Douglass Township, Precinct 1	317	317	67	0	3	551	551	1697	32.47 %
Eureka Charter Township, Precinct 1	226	226	43	0	3	487	487	1428	34.10 %
Eureka Charter Township, Precinct 2	230	230	58	0	3	495	495	1553	31.87 %
Evergreen Township, Precinct 1	142	142	33	0	3	272	272	1223	22.24 %
Evergreen Township, Precinct 2	137	137	24	0	2	250	250	948	26.37 %
Fairplain Township, Precinct 1	194	194	52	0	3	366	366	1281	28.57 %
Feris Township, Precinct 1	123	123	29	0	3	241	241	959	25.13 %
Home Township, Precinct 1	281	281	51	0	6	490	490	1855	26.42 %
Maple Valley Township, Precinct 1	252	252	52	0	5	422	422	1407	29.99 %
Montcalm Township, Precinct 1	430	430	144	0	3	816	816	2586	31.55 %
Pierson Township, Precinct 1	379	379	107	0	6	713	713	2473	28.83 %
Pine Township, Precinct 1	227	227	39	0	0	398	398	1244	31.99 %
Reynolds Township, Precinct 1	297	297	50	0	2	507	507	2070	24.49 %

**Statewide Races - Official Results**

Unofficial Election Night Results

Run Time 9:41 AM

Run Date 08/10/2018

**Montcalm County**

Primary Election, Tuesday, August 7, 2018

8/7/2018

Page 11 of 33

**Official results**

Registered Voters

12289 of 43322 = 28.37 %

Precincts Reporting

29 of 4 = 725.00 %

**Representative in State Legislature 70th District - REPUBLICAN - Vote for not more than 1**

Precinct	James A. Lower	Cast Votes	Undervotes	Overvotes	Invalid Votes	Election Day Voting Ballots Cast	Total Ballots Cast	Registered Voters	Turnout Percentage
Reynolds Township, Precinct 2	192	192	54	0	1	373	373	1591	23.44 %
Richland Township, Precinct 1	296	296	62	0	3	546	546	1982	27.55 %
Sidney Township, Precinct 1	330	330	103	0	4	648	648	1904	34.03 %
Winfield Township, Precinct 1	272	272	53	0	10	460	460	1629	28.24 %
City of Carson City, Precinct 1	76	76	28	0	4	200	200	792	25.25 %
City of Greenville, Precinct 1	137	137	23	0	0	313	313	1512	20.70 %
City of Greenville, Precinct 2	150	150	26	0	3	394	394	1549	25.44 %
City of Greenville, Precinct 3	203	203	54	0	2	483	483	1574	30.69 %
City of Greenville, Precinct 4	83	83	18	0	0	205	205	1102	18.60 %
City of Stanton, Precinct 1	110	110	20	0	1	190	190	770	24.68 %
<b>Totals</b>	<b>6487</b>	<b>6487</b>	<b>1488</b>	<b>0</b>	<b>89</b>	<b>12289</b>	<b>12289</b>	<b>43322</b>	<b>28.37 %</b>

**Statewide Races - Official Results**

Unofficial Election Night Results

Run Time 9:41 AM  
Run Date 08/10/2018

**Montcalm County**

Primary Election, Tuesday, August 7, 2018

8/7/2018

Page 12 of 33

**Official results**

Registered Voters

12289 of 43322 = 28.37 %

Precincts Reporting

29 of 4 = 725.00 %

**Governor - DEMOCRATIC - Vote for not more than 1**

Precinct	Abdul El-Sayed	Shri Thanedar	Gretchen Whitmer	Cast Votes	Undervotes	Overvotes	Invalid Votes	Election Day Voting Ballots Cast	Total Ballots Cast	Registered Voters	Turnout Percentage
Behldere Township, Precinct 1	29	38	107	174	0	0	4	500	500	1592	31.41 %
Bloomer Township, Precinct 1	10	20	32	62	0	0	1	270	270	819	32.97 %
Bushnell Township, Precinct 1	12	21	34	67	0	0	9	271	271	1028	26.36 %
Cato Township, Precinct 1	42	45	87	174	3	1	14	649	649	2056	31.57 %
Crystal Township, Precinct 1	39	31	96	166	0	0	1	546	546	1911	28.57 %
Day Township, Precinct 1	13	8	32	53	0	0	4	233	233	787	29.61 %
Douglass Township, Precinct 1	22	30	100	152	0	0	9	551	551	1697	32.47 %
Eureka Charter Township, Precinct 1	36	42	127	205	1	0	6	487	487	1428	34.10 %
Eureka Charter Township, Precinct 2	52	41	101	194	1	0	3	495	495	1553	31.87 %
Evergreen Township, Precinct 1	15	14	55	84	1	0	5	272	272	1223	22.24 %
Evergreen Township, Precinct 2	13	12	59	84	0	0	2	250	250	948	26.37 %
Fairplain Township, Precinct 1	26	26	54	106	0	0	2	366	366	1281	28.57 %
Ferris Township, Precinct 1	17	14	39	70	0	0	12	241	241	959	25.13 %
Home Township, Precinct 1	30	39	74	143	0	1	5	490	490	1855	26.42 %
Maple Valley Township, Precinct 1	16	16	70	102	1	0	7	422	422	1407	29.99 %
Montcalm Township, Precinct 1	53	43	126	222	4	0	7	816	816	2586	31.55 %
Pierson Township, Precinct 1	51	36	118	205	2	0	9	713	713	2473	28.83 %
Pine Township, Precinct 1	31	35	62	128	1	0	2	398	398	1244	31.99 %
Reynolds Township, Precinct 1	48	34	67	149	0	0	4	507	507	2070	24.49 %

Statewide Races - Official Results

Unofficial Election Night Results

Run Time

9:41 AM

Run Date

08/10/2018

Montcalm County

Primary Election, Tuesday, August 7, 2018

8/7/2018

Page 13 of 33

Official results

Registered Voters

12289 of 43322 = 28.37 %

Precincts Reporting

29 of 4 = 725.00 %

Governor - DEMOCRATIC - Vote for not more than 1

Precinct	Abdul El-Sayed	Shri Thanedar	Gretchen Whitmer	Cast Votes	Undervotes	Overvotes	Invalid Votes	Election Day Voting Ballots Cast	Total Ballots Cast	Registered Voters	Turnout Percentage
Reynolds Township, Precinct 2	22	26	76	124	0	1	0	373	373	1591	23.44 %
Richland Township, Precinct 1	37	35	100	172	1	0	6	546	546	1982	27.55 %
Sidney Township, Precinct 1	35	32	123	190	0	1	5	648	648	1904	34.03 %
Winfield Township, Precinct 1	28	27	60	115	1	0	9	460	460	1629	28.24 %
City of Carson City, Precinct 1	12	20	56	88	0	1	3	200	200	792	25.25 %
City of Greenville, Precinct 1	41	39	59	139	3	0	3	313	313	1512	20.70 %
City of Greenville, Precinct 2	51	51	102	204	0	0	6	394	394	1549	25.44 %
City of Greenville, Precinct 3	54	34	128	216	2	0	3	483	483	1574	30.69 %
City of Greenville, Precinct 4	27	26	48	101	1	1	1	205	205	1102	18.60 %
City of Stanton, Precinct 1	21	9	27	57	0	0	1	190	190	770	24.68 %
<b>Totals</b>	<b>883</b>	<b>844</b>	<b>2219</b>	<b>3946</b>	<b>22</b>	<b>6</b>	<b>143</b>	<b>12289</b>	<b>12289</b>	<b>43322</b>	<b>28.37 %</b>



Statewide Races - Official Results

Montcalm County

Official results

Unofficial Election Night Results

Primary Election, Tuesday, August 7, 2018

12289 of 43322 = 28.37 %

Run Time 9:41 AM

8/7/2018

Precincts Reporting

Run Date 08/10/2018

Page 14 of 33

29 of 4 = 725.00 %

United States Senator - DEMOCRATIC - Vote for not more than 1

	Debbie Stabenow	Cast Votes	Undervotes	Overvotes	Invalid Votes	Election Day Voting Ballots Cast	Total Ballots Cast	Registered Voters	Turnout Percentage
--	-----------------	------------	------------	-----------	---------------	----------------------------------	--------------------	-------------------	--------------------

Precinct									
Belvidere Township, Precinct 1	158	158	16	0	6	500	500	1592	31.41 %
Bloomer Township, Precinct 1	57	57	5	0	0	270	270	819	32.97 %
Bushnell Township, Precinct 1	58	58	9	0	6	271	271	1028	26.36 %
Cato Township, Precinct 1	160	160	18	0	17	649	649	2056	31.57 %
Crystal Township, Precinct 1	147	147	19	0	2	546	546	1911	28.57 %
Day Township, Precinct 1	47	47	6	0	4	233	233	787	29.61 %
Douglas Township, Precinct 1	133	133	19	0	8	551	551	1697	32.47 %
Eureka Charter Township, Precinct 1	185	185	21	0	6	487	487	1428	34.10 %
Eureka Charter Township, Precinct 2	177	177	18	0	5	495	495	1553	31.87 %
Evergreen Township, Precinct 1	80	80	5	0	6	272	272	1223	22.24 %
Evergreen Township, Precinct 2	74	74	10	0	0	250	250	948	26.37 %
Fairplain Township, Precinct 1	91	91	15	0	3	366	366	1281	28.57 %
Ferris Township, Precinct 1	58	58	12	0	9	241	241	959	25.13 %
Home Township, Precinct 1	131	131	13	0	7	490	490	1855	26.42 %
Maple Valley Township, Precinct 1	94	94	9	0	7	422	422	1407	29.99 %
Montcalm Township, Precinct 1	205	205	21	0	8	816	816	2586	31.55 %
Pierson Township, Precinct 1	184	184	23	0	7	713	713	2473	28.83 %
Pine Township, Precinct 1	114	114	15	0	2	398	398	1244	31.99 %
Reynolds Township, Precinct 1	133	133	16	0	4	507	507	2070	24.49 %

Statewide Races - Official Results

Unofficial Election Night Results

Run Time 9:41 AM  
Run Date 08/10/2018

Montcalm County

Primary Election, Tuesday, August 7, 2018

8/7/2018

Page 15 of 33

Official results

Registered Voters

12289 of 43322 = 28.37 %

Precincts Reporting

29 of 4 = 725.00 %

United States Senator - DEMOCRATIC - Vote for not more than 1

Debbie Stabenow	Cast Votes	Undervotes	Overvotes	Invalid Votes	Election Day Voting Ballots Cast	Total Ballots Cast	Registered Voters	Turnout Percentage
-----------------	------------	------------	-----------	---------------	----------------------------------	--------------------	-------------------	--------------------

Precinct	115	115	10	0	1	373	373	1591	23.44 %
Reynolds Township, Precinct 2	115	115	10	0	1	373	373	1591	23.44 %
Richland Township, Precinct 1	156	156	17	0	7	546	546	1982	27.55 %
Sidney Township, Precinct 1	170	170	21	0	7	648	648	1904	34.03 %
Winfield Township, Precinct 1	101	101	15	0	7	460	460	1629	28.24 %
City of Carson City, Precinct 1	80	80	9	0	5	200	200	792	25.25 %
City of Greenville, Precinct 1	124	124	18	0	2	313	313	1512	20.70 %
City of Greenville, Precinct 2	175	175	29	0	5	394	394	1549	25.44 %
City of Greenville, Precinct 3	197	197	21	0	3	483	483	1574	30.69 %
City of Greenville, Precinct 4	93	93	10	0	0	205	205	1102	18.60 %
City of Stanton, Precinct 1	56	56	1	0	2	190	190	770	24.68 %
<b>Totals</b>	<b>3553</b>	<b>3553</b>	<b>421</b>	<b>0</b>	<b>146</b>	<b>12289</b>	<b>12289</b>	<b>43322</b>	<b>28.37 %</b>

Statewide Races - Official Results

Unofficial Election Night Results

Run Time 9:41 AM

Run Date 08/10/2018

Montcalm County

Primary Election, Tuesday, August 7, 2018

8/7/2018

Page 16 of 33

Official results

Registered Voters

12289 of 43322 = 28.37 %

Precincts Reporting

29 of 4 = 725.00 %

Representative in Congress 3rd District - DEMOCRATIC - Vote for not more than 1

Precinct	Cathy Albro	Fred Wooden	Cast Votes	Undervotes	Overvotes	Invalid Votes	Election Day Voting Ballots Cast	Total Ballots Cast	Registered Voters	Turnout Percentage
Eureka Charter Township, Precinct 1	134	36	170	36	0	6	487	487	1428	34.10 %
Eureka Charter Township, Precinct 2	117	45	162	33	0	4	495	495	1553	31.87 %
City of Greenville, Precinct 1	0	0	0	0	0	0	0	0	3	0.00 %
City of Greenville, Precinct 2	0	0	0	0	0	0	3	3	8	37.50 %
<b>Totals</b>	<b>251</b>	<b>81</b>	<b>332</b>	<b>69</b>	<b>0</b>	<b>10</b>	<b>985</b>	<b>985</b>	<b>2992</b>	<b>32.92 %</b>

**Statewide Races - Official Results**

Unofficial Election Night Results

Run Time 9:41 AM  
Run Date 08/10/2018

**Montcalm County**

Primary Election, Tuesday, August 7, 2018

8/7/2018

Page 17 of 33

**Official results**

Registered Voters

12289 of 43322 = 28.37 %

Precincts Reporting

29 of 4 = 725.00 %

**Representative in Congress 4th District - DEMOCRATIC - Vote for not more than 1**

Precinct	Jerry Hilliard	Zigmond A. Kozicki	Cast Votes	Undervotes	Overvotes	Invalid Votes	Election Day Voting Ballots Cast	Total Ballots Cast	Registered Voters	Turnout Percentage
Belvidere Township, Precinct 1	111	39	150	24	0	2	500	500	1592	31.41 %
Bloomer Township, Precinct 1	39	11	50	12	0	1	270	270	819	32.97 %
Bushnell Township, Precinct 1	48	9	57	10	0	4	271	271	1028	26.36 %
Cato Township, Precinct 1	99	41	140	38	0	9	649	649	2056	31.57 %
Crystal Township, Precinct 1	98	31	129	37	0	1	546	546	1911	28.57 %
Day Township, Precinct 1	29	8	37	16	0	3	233	233	787	29.61 %
Douglass Township, Precinct 1	110	21	131	21	0	5	551	551	1697	32.47 %
Evergreen Township, Precinct 1	49	20	69	16	0	0	272	272	1223	22.24 %
Evergreen Township, Precinct 2	51	13	64	20	0	0	250	250	948	26.37 %
Fairplain Township, Precinct 1	61	20	81	25	0	2	366	366	1281	28.57 %
Femis Township, Precinct 1	46	14	60	10	0	11	241	241	959	25.13 %
Home Township, Precinct 1	82	29	111	32	1	1	490	490	1855	26.42 %
Maple Valley Township, Precinct 1	65	21	86	17	0	6	422	422	1407	29.99 %
Montcalm Township, Precinct 1	123	57	180	46	0	5	816	816	2586	31.55 %
Pierson Township, Precinct 1	124	44	168	39	0	11	713	713	2473	28.83 %
Pine Township, Precinct 1	83	26	109	20	0	2	398	398	1244	31.99 %
Reynolds Township, Precinct 1	94	31	125	24	0	5	507	507	2070	24.49 %
Reynolds Township, Precinct 2	79	35	114	11	0	0	373	373	1591	23.44 %
Richland Township, Precinct 1	107	40	147	26	0	3	546	546	1982	27.55 %
Sidney Township, Precinct 1	121	29	150	41	0	6	648	648	1904	34.03 %

**Statewide Races - Official Results**

Unofficial Election Night Results

Run Time

9:41 AM

Run Date

08/10/2018

**Montcalm County**

Primary Election, Tuesday, August 7, 2018

8/7/2018

Page 18 of 33

**Official Results**

Registered Voters

12289 of 43322 = 28.37 %

Precincts Reporting

29 of 4 = 725.00 %

**Representative in Congress 4th District - DEMOCRATIC - Vote for not more than 1**

Precinct	Jerry Hilliard	Zigmond A. Kozicki	Cast Votes	Undervotes	Overvotes	Invalid Votes	Election Day Voting Ballots Cast	Total Ballots Cast	Registered Voters	Turnout Percentage
Winfield Township, Precinct 1	62	34	96	20	0	8	460	460	1629	28.24 %
City of Carson City, Precinct 1	45	23	68	21	0	3	200	200	792	25.25 %
City of Greenville, Precinct 1	83	35	118	24	0	1	313	313	1509	20.74 %
City of Greenville, Precinct 2	112	52	164	40	0	5	391	391	1541	25.37 %
City of Greenville, Precinct 3	125	60	185	33	0	2	483	483	1574	30.69 %
City of Greenville, Precinct 4	65	24	89	14	0	1	205	205	1102	18.60 %
City of Stanton, Precinct 1	37	14	51	6	0	2	190	190	770	24.68 %
<b>Totals</b>	<b>2148</b>	<b>781</b>	<b>2929</b>	<b>643</b>	<b>1</b>	<b>99</b>	<b>11304</b>	<b>11304</b>	<b>40330</b>	<b>28.03 %</b>

**Statewide Races - Official Results**

Unofficial Election Night Results

Run Time 9:41 AM

Run Date 08/10/2018

**Montcalm County**

Primary Election, Tuesday, August 7, 2018

8/7/2018

Page 19 of 33

**Official results**

Registered Voters

12289 of 43322 = 28.37 %

Precincts Reporting

29 of 4 = 725.00 %

**State Senator 33rd District - DEMOCRATIC - Vote for not more than 1**

Precinct	Mark Bignell	John M. Hoppough	Cast Votes	Undervotes	Overvotes	Invalid Votes	Election Day Voting Ballots Cast	Total Ballots Cast	Registered Voters	Turnout Percentage
Behldere Township, Precinct 1	77	71	148	26	0	1	500	500	1592	31.41 %
Bloomer Township, Precinct 1	23	26	49	13	0	1	270	270	819	32.97 %
Bushnell Township, Precinct 1	37	20	57	9	1	6	271	271	1028	26.36 %
Cato Township, Precinct 1	61	82	143	35	0	8	649	649	2056	31.57 %
Crystal Township, Precinct 1	58	76	134	32	0	1	546	546	1911	28.57 %
Day Township, Precinct 1	16	27	43	10	0	3	233	233	787	29.61 %
Douglas Township, Precinct 1	64	72	136	16	0	5	551	551	1697	32.47 %
Eureka Charter Township, Precinct 1	52	130	182	24	0	7	487	487	1428	34.10 %
Eureka Charter Township, Precinct 2	55	124	179	16	0	6	495	495	1553	31.87 %
Evergreen Township, Precinct 1	31	42	73	12	0	0	272	272	1223	22.24 %
Evergreen Township, Precinct 2	34	33	67	17	0	0	250	250	948	26.37 %
Fairplain Township, Precinct 1	34	53	87	19	0	3	366	366	1281	28.57 %
Ferris Township, Precinct 1	40	21	61	9	0	9	241	241	959	25.13 %
Home Township, Precinct 1	53	61	114	29	1	1	490	490	1855	26.42 %
Maple Valley Township, Precinct 1	47	40	87	16	0	6	422	422	1407	29.99 %
Montcalm Township, Precinct 1	83	110	193	33	0	7	816	816	2586	31.55 %
Pierson Township, Precinct 1	108	61	169	38	0	10	713	713	2473	28.83 %
Pine Township, Precinct 1	43	74	117	12	0	2	398	398	1244	31.99 %
Reynolds Township, Precinct 1	64	60	124	25	0	4	507	507	2070	24.49 %

Statewide Races - Official Results

Unofficial Election Night Results

Run Time

9:41 AM

Run Date

08/10/2018

Montcalm County

Primary Election, Tuesday, August 7, 2018

8/7/2018

Page 20 of 33

Official results

Registered Voters

12289 of 43322 = 28.37 %

Precincts Reporting

29 of 4 = 725.00 %

State Senator 33rd District - DEMOCRATIC - Vote for not more than 1

Precinct	Mark Bignell	John M. Hoppough	Cast Votes	Undervotes	Overvotes	Invalid Votes	Election Day Voting Ballots Cast	Total Ballots Cast	Registered Voters	Turnout Percentage
Reynolds Township, Precinct 2	75	37	112	13	0	0	373	373	1591	23.44 %
Richland Township, Precinct 1	89	56	145	28	0	2	546	546	1982	27.55 %
Sidney Township, Precinct 1	75	83	158	33	0	6	648	648	1904	34.03 %
Winfield Township, Precinct 1	53	42	95	21	0	6	460	460	1629	28.24 %
City of Carson City, Precinct 1	27	40	67	22	0	4	200	200	792	25.25 %
City of Greenville, Precinct 1	54	79	133	9	0	2	313	313	1512	20.70 %
City of Greenville, Precinct 2	38	148	186	18	0	4	394	394	1549	25.44 %
City of Greenville, Precinct 3	56	148	204	14	0	2	483	483	1574	30.69 %
City of Greenville, Precinct 4	39	53	92	11	0	1	205	205	1102	18.60 %
City of Stanton, Precinct 1	24	29	53	4	0	2	190	190	770	24.68 %
<b>Totals</b>	<b>1510</b>	<b>1898</b>	<b>3408</b>	<b>564</b>	<b>2</b>	<b>109</b>	<b>12289</b>	<b>12289</b>	<b>43322</b>	<b>28.37 %</b>

1897

Statewide Races - Official Results

Montcalm County

Official results

Unofficial Election Night Results

Primary Election, Tuesday, August 7, 2018

Registered Voters  
12289 of 43322 = 28.37 %

Run Time

9:41 AM

8/7/2018

Precincts Reporting

Run Date

08/10/2018

Page 21 of 33

29 of 4 = 725.00 %

Representative in State Legislature 70th District - DEMOCRATIC - Vote for not more than 1

Precinct	Kresta Train	Cast Votes	Undervotes	Overvotes	Invalid Votes	Election Day Voting Ballots Cast	Total Ballots Cast	Registered Voters	Turnout Percentage
Belvidere Township, Precinct 1	143	143	31	0	3	500	500	1592	31.41 %
Bloomer Township, Precinct 1	47	47	15	0	0	270	270	819	32.97 %
Bushnell Township, Precinct 1	54	54	13	0	3	271	271	1028	26.36 %
Cato Township, Precinct 1	133	133	45	0	9	649	649	2056	31.57 %
Crystal Township, Precinct 1	122	122	44	0	1	546	546	1911	28.57 %
Day Township, Precinct 1	41	41	12	0	4	233	233	787	29.61 %
Douglas Township, Precinct 1	112	112	40	0	6	551	551	1697	32.47 %
Eureka Charter Township, Precinct 1	162	162	44	0	5	487	487	1428	34.10 %
Eureka Charter Township, Precinct 2	155	155	40	0	5	495	495	1553	31.87 %
Evergreen Township, Precinct 1	69	69	16	0	0	272	272	1223	22.24 %
Evergreen Township, Precinct 2	65	65	19	0	1	250	250	948	26.37 %
Fairplain Township, Precinct 1	78	78	28	0	2	366	366	1281	28.57 %
Ferris Township, Precinct 1	56	56	14	0	9	241	241	959	25.13 %
Home Township, Precinct 1	112	112	31	1	2	490	490	1855	26.42 %
Maple Valley Township, Precinct 1	81	81	22	0	7	422	422	1407	29.99 %
Montcalm Township, Precinct 1	170	170	56	0	5	816	816	2586	31.55 %
Pierson Township, Precinct 1	143	143	64	0	8	713	713	2473	28.83 %
Pine Township, Precinct 1	102	102	27	0	1	398	398	1244	31.99 %
Reynolds Township, Precinct 1	115	115	34	0	3	507	507	2070	24.49 %



Statewide Races - Official Results

Unofficial Election Night Results

Run Time 9:41 AM

Run Date 08/10/2018

Montcalm County

Primary Election, Tuesday, August 7, 2018

8/7/2018

Page 22 of 33

Official results

Registered Voters

12289 of 43322 = 28.37 %

Precincts Reporting

29 of 4 = 725.00 %

Representative in State Legislature 70th District - DEMOCRATIC - Vote for not more than 1

Precinct	Kresta Train	Cast Votes	Undervotes	Overvotes	Invalid Votes	Election Day Voting Ballots Cast	Total Ballots Cast	Registered Voters	Turnout Percentage
Reynolds Township, Precinct 2	104	104	21	0	0	373	373	1591	23.44 %
Richland Township, Precinct 1	136	136	37	0	4	546	546	1982	27.55 %
Sidney Township, Precinct 1	140	140	51	0	5	648	648	1904	34.03 %
Winfield Township, Precinct 1	87	87	29	0	5	460	460	1629	28.24 %
City of Carson City, Precinct 1	59	59	30	0	3	200	200	792	25.25 %
City of Greenville, Precinct 1	108	108	34	0	1	313	313	1512	20.70 %
City of Greenville, Precinct 2	151	151	52	1	4	394	394	1549	25.44 %
City of Greenville, Precinct 3	182	182	36	0	2	483	483	1574	30.69 %
City of Greenville, Precinct 4	84	84	19	0	1	205	205	1102	18.60 %
City of Stanton, Precinct 1	50	50	7	0	2	190	190	770	24.68 %
<b>Totals</b>	<b>3061</b>	<b>3061</b>	<b>911</b>	<b>2</b>	<b>101</b>	<b>12289</b>	<b>12289</b>	<b>43322</b>	<b>28.37 %</b>

Statewide Races - Official Results

Montcalm County

Official results

Unofficial Election Night Results

Primary Election, Tuesday, August 7, 2018

Registered Voters  
12289 of 43322 = 28.37 %

Run Time 9:41 AM

8/7/2018

Precincts Reporting

Run Date 08/10/2018

Page 23 of 33

29 of 4 = 725.00 %

Governor - LIBERTARIAN - Vote for not more than 1

Precinct	Bill Gelineau	John J. Tatar	Cast Votes	Undervotes	Overvotes	Invalid Votes	Election Day Voting Ballots Cast	Total Ballots Cast	Registered Voters	Turnout Percentage
Belvidere Township, Precinct 1	2	0	2	0	0	0	500	500	1592	31.41 %
Bloomer Township, Precinct 1	0	0	0	0	0	0	270	270	819	32.97 %
Bushnell Township, Precinct 1	0	0	0	0	0	2	271	271	1028	26.36 %
Cato Township, Precinct 1	2	2	4	0	0	3	649	649	2056	31.57 %
Crystal Township, Precinct 1	1	3	4	0	0	1	546	546	1911	28.57 %
Day Township, Precinct 1	0	1	1	1	0	1	233	233	787	29.61 %
Douglass Township, Precinct 1	0	0	0	0	0	0	551	551	1697	32.47 %
Eureka Charter Township, Precinct 1	1	1	2	0	0	2	487	487	1428	34.10 %
Eureka Charter Township, Precinct 2	0	0	0	0	0	1	495	495	1553	31.87 %
Evergreen Township, Precinct 1	1	2	3	0	0	1	272	272	1223	22.24 %
Evergreen Township, Precinct 2	0	0	0	0	0	1	250	250	948	26.37 %
Fairplain Township, Precinct 1	2	3	5	0	0	3	366	366	1281	28.57 %
Ferrie Township, Precinct 1	0	0	0	0	0	2	241	241	959	25.13 %
Home Township, Precinct 1	2	1	3	0	0	0	490	490	1855	26.42 %
Maple Valley Township, Precinct 1	0	2	2	0	0	1	422	422	1407	29.99 %
Montcalm Township, Precinct 1	0	1	1	0	0	1	816	816	2586	31.55 %
Pierson Township, Precinct 1	2	0	2	0	0	4	713	713	2473	28.83 %
Pine Township, Precinct 1	0	0	0	0	0	0	398	398	1244	31.99 %
Reynolds Township, Precinct 1	3	1	4	0	0	1	507	507	2070	24.49 %

**Statewide Races - Official Results**

Unofficial Election Night Results

Run Time 9:41 AM

Run Date 08/10/2018

**Montcalm County**

Primary Election, Tuesday, August 7, 2018

8/7/2018

Page 24 of 33

**Official results**

Registered Voters

12289 of 43322 = 28.37 %

Precincts Reporting

29 of 4 = 725.00 %

**Governor - LIBERTARIAN - Vote for not more than 1**

Precinct	Bill Gelineau	John J. Tatar	Cast Votes	Undervotes	Overvotes	Invalid Votes	Election Day Voting Ballots Cast	Total Ballots Cast	Registered Voters	Turnout Percentage
Reynolds Township, Precinct 2	0	1	1	0	0	0	373	373	1591	23.44 %
Richland Township, Precinct 1	2	0	2	0	0	0	546	546	1982	27.55 %
Sidney Township, Precinct 1	2	3	5	0	0	1	648	648	1904	34.03 %
Winfield Township, Precinct 1	3	2	5	0	0	3	460	460	1629	28.24 %
City of Carson City, Precinct 1	0	1	1	1	0	1	200	200	792	25.25 %
City of Greenville, Precinct 1	2	2	4	0	0	0	313	313	1512	20.70 %
City of Greenville, Precinct 2	0	2	2	0	0	3	394	394	1549	25.44 %
City of Greenville, Precinct 3	1	1	2	0	0	2	483	483	1574	30.69 %
City of Greenville, Precinct 4	0	0	0	0	0	0	205	205	1102	18.60 %
City of Stanton, Precinct 1	0	0	0	0	0	1	190	190	770	24.68 %
<b>Totals</b>	<b>26</b>	<b>29</b>	<b>55</b>	<b>2</b>	<b>0</b>	<b>35</b>	<b>12289</b>	<b>12289</b>	<b>43322</b>	<b>28.37 %</b>

Statewide Races - Official Results

Montcalm County

Official results

Unofficial Election Night Results

Primary Election, Tuesday, August 7, 2018

Registered Voters  
12289 of 43322 = 28.37 %

Run Time 9:41 AM

8/7/2018

Precincts Reporting

Run Date 08/10/2018

Page 25 of 33

29 of 4 = 725.00 %

United States Senator - LIBERTARIAN - Vote for not more than 1

Precinct	Cast Votes	Undervotes	Overvotes	Invalid Votes	Election Day Voting Ballots Cast	Total Ballots Cast	Registered Voters	Turnout Percentage
Belvidere Township, Precinct 1	0	2	0	0	500	500	1592	31.41 %
Bloomer Township, Precinct 1	0	0	0	0	270	270	819	32.97 %
Bushnell Township, Precinct 1	0	0	0	0	271	271	1028	26.36 %
Cato Township, Precinct 1	0	4	0	1	649	649	2056	31.57 %
Crystal Township, Precinct 1	0	4	0	0	546	546	1911	28.57 %
Day Township, Precinct 1	0	2	0	0	233	233	787	29.61 %
Douglass Township, Precinct 1	0	0	0	0	551	551	1697	32.47 %
Eureka Charter Township, Precinct 1	0	2	0	0	487	487	1428	34.10 %
Eureka Charter Township, Precinct 2	0	0	0	0	495	495	1553	31.87 %
Evergreen Township, Precinct 1	0	3	0	0	272	272	1223	22.24 %
Evergreen Township, Precinct 2	0	0	0	0	250	250	948	26.37 %
Fairplain Township, Precinct 1	0	5	0	0	366	366	1281	28.57 %
Ferris Township, Precinct 1	0	0	0	0	241	241	959	25.13 %
Home Township, Precinct 1	0	3	0	0	490	490	1855	26.42 %
Maple Valley Township, Precinct 1	0	2	0	0	422	422	1407	29.99 %
Montcalm Township, Precinct 1	0	1	0	0	816	816	2586	31.55 %
Pierson Township, Precinct 1	0	2	0	0	713	713	2473	28.83 %
Pine Township, Precinct 1	0	0	0	0	398	398	1244	31.99 %
Reynolds Township, Precinct 1	0	4	0	0	507	507	2070	24.49 %

**Statewide Races - Official Results**

Unofficial Election Night Results

Run Time 9:41 AM  
Run Date 08/10/2018

**Montcalm County**

Primary Election, Tuesday, August 7, 2018

8/7/2018

Page 26 of 33

**Official results**

Registered Voters

12289 of 43322 = 28.37 %

Precincts Reporting

29 of 4 = 725.00 %

**United States Senator - LIBERTARIAN - Vote for not more than 1**

Precinct	Cast Votes	Undervotes	Overvotes	Invalid Votes	Election Day Voting Ballots Cast	Total Ballots Cast	Registered Voters	Turnout Percentage
Reynolds Township, Precinct 2	0	1	0	0	373	373	1591	23.44 %
Richland Township, Precinct 1	0	2	0	0	546	546	1982	27.55 %
Sidney Township, Precinct 1	0	5	0	0	648	648	1904	34.03 %
Winfield Township, Precinct 1	0	5	0	0	460	460	1629	28.24 %
City of Carson City, Precinct 1	0	2	0	0	200	200	792	25.25 %
City of Greenville, Precinct 1	0	4	0	0	313	313	1512	20.70 %
City of Greenville, Precinct 2	0	2	0	0	394	394	1549	25.44 %
City of Greenville, Precinct 3	0	2	0	0	483	483	1574	30.69 %
City of Greenville, Precinct 4	0	0	0	0	205	205	1102	18.60 %
City of Stanton, Precinct 1	0	0	0	0	190	190	770	24.68 %
<b>Totals</b>	<b>0</b>	<b>57</b>	<b>0</b>	<b>1</b>	<b>12289</b>	<b>12289</b>	<b>43322</b>	<b>28.37 %</b>

**Statewide Races - Official Results**

Unofficial Election Night Results

Run Time 9:41 AM  
Run Date 08/10/2018

**Montcalm County**

Primary Election, Tuesday, August 7, 2018

8/7/2018

Page 27 of 33

**Official Results**

Registered Voters

12289 of 43322 = 28.37 %

Precincts Reporting

29 of 4 = 725.00 %

**Representative in Congress 3rd District - LIBERTARIAN - Vote for not more than 1**

Precinct	Cast Votes	Undervotes	Overvotes	Invalid Votes	Election Day Voting Ballots Cast	Total Ballots Cast	Registered Voters	Turnout Percentage
Eureka Charter Township, Precinct 1	0	2	0	0	487	487	1428	34.10 %
Eureka Charter Township, Precinct 2	0	0	0	0	495	495	1553	31.87 %
City of Greenville, Precinct 1	0	0	0	0	0	0	3	0.00 %
City of Greenville, Precinct 2	0	0	0	0	3	3	8	37.50 %
<b>Totals</b>	<b>0</b>	<b>2</b>	<b>0</b>	<b>0</b>	<b>985</b>	<b>985</b>	<b>2992</b>	<b>32.92 %</b>

Statewide Races - Official Results

Montcalm County

Official results

Unofficial Election Night Results

Primary Election, Tuesday, August 7, 2018

Registered Voters  
12289 of 43322 = 28.37 %

Run Time 9:41 AM

8/7/2018

Precincts Reporting

Run Date 08/10/2018

Page 28 of 33

29 of 4 = 725.00 %

Representative in Congress 4th District - LIBERTARIAN - Vote for not more than 1

Precinct	Cast Votes	Undervotes	Overvotes	Invalid Votes	Election Day Voting Ballots Cast	Total Ballots Cast	Registered Voters	Turnout Percentage
Belvidere Township, Precinct 1	0	2	0	0	500	500	1992	31.41 %
Bloomer Township, Precinct 1	0	0	0	0	270	270	819	32.97 %
Bushnell Township, Precinct 1	0	0	0	0	271	271	1028	26.36 %
Cato Township, Precinct 1	0	4	0	1	649	649	2056	31.57 %
Crystal Township, Precinct 1	0	4	0	0	546	546	1911	28.57 %
Day Township, Precinct 1	0	2	0	0	233	233	787	29.61 %
Douglas Township, Precinct 1	0	0	0	0	551	551	1697	32.47 %
Evergreen Township, Precinct 1	0	3	0	0	272	272	1223	22.24 %
Evergreen Township, Precinct 2	0	0	0	0	250	250	948	26.37 %
Fairplain Township, Precinct 1	0	5	0	0	366	366	1281	28.57 %
Ferris Township, Precinct 1	0	0	0	0	241	241	959	25.13 %
Home Township, Precinct 1	0	3	0	0	490	490	1855	26.42 %
Maple Valley Township, Precinct 1	0	2	0	1	422	422	1407	29.99 %
Montcalm Township, Precinct 1	0	1	0	0	816	816	2586	31.55 %
Pierson Township, Precinct 1	0	2	0	0	713	713	2473	28.83 %
Pine Township, Precinct 1	0	0	0	0	398	398	1244	31.99 %
Reynolds Township, Precinct 1	0	4	0	0	507	507	2070	24.49 %
Reynolds Township, Precinct 2	0	1	0	0	373	373	1591	23.44 %
Richland Township, Precinct 1	0	2	0	0	546	546	1982	27.55 %
Sidney Township, Precinct 1	0	5	0	0	648	648	1904	34.03 %

**Statewide Races - Official Results**

Unofficial Election Night Results

Run Time

9:41 AM

Run Date

08/10/2018

**Montcalm County**

Primary Election, Tuesday, August 7, 2018

8/7/2018

Page 29 of 33

**Official results**

Registered Voters

12289 of 43322 = 28.37 %

Precincts Reporting

29 of 4 = 725.00 %

**Representative in Congress 4th District - LIBERTARIAN - Vote for not more than 1**

Precinct	Cast Votes	Undervotes	Overvotes	Invalid Votes	Election Day Voting Ballots Cast	Total Ballots Cast	Registered Voters	Turnout Percentage
Winfield Township, Precinct 1	0	5	0	0	460	460	1629	28.24 %
City of Carson City, Precinct 1	0	2	0	0	200	200	792	25.25 %
City of Greenville, Precinct 1	0	4	0	0	313	313	1509	20.74 %
City of Greenville, Precinct 2	0	2	0	0	391	391	1541	25.37 %
City of Greenville, Precinct 3	0	2	0	0	483	483	1574	30.69 %
City of Greenville, Precinct 4	0	0	0	0	205	205	1102	18.60 %
City of Stanton, Precinct 1	0	0	0	1	190	190	770	24.68 %
<b>Totals</b>	<b>0</b>	<b>55</b>	<b>0</b>	<b>3</b>	<b>11304</b>	<b>11304</b>	<b>40330</b>	<b>28.03 %</b>



Statewide Races - Official Results

Montcalm County

Unofficial Election Night Results

Primary Election, Tuesday, August 7, 2018

Run Time 9:41 AM

8/7/2018

Run Date 08/10/2018

Page 30 of 33

Official results  
Registered Voters

12289 of 43322 = 28.37 %

Precincts Reporting

29 of 4 = 725.00 %

State Senator 33rd District - LIBERTARIAN - Vote for not more than 1

Precinct	Cast Votes	Undervotes	Overvotes	Invalid Votes	Election Day Voting Ballots Cast	Total Ballots Cast	Registered Voters	Turnout Percentage
Belvidere Township, Precinct 1	0	2	0	0	500	500	1592	31.41 %
Bloomer Township, Precinct 1	0	0	0	0	270	270	819	32.97 %
Bushnell Township, Precinct 1	0	0	0	0	271	271	1028	26.36 %
Cato Township, Precinct 1	0	4	0	1	649	649	2056	31.57 %
Crystal Township, Precinct 1	0	4	0	0	546	546	1911	28.57 %
Day Township, Precinct 1	0	2	0	0	233	233	787	29.61 %
Douglass Township, Precinct 1	0	0	0	0	551	551	1697	32.47 %
Eureka Charter Township, Precinct 1	0	2	0	0	487	487	1428	34.10 %
Eureka Charter Township, Precinct 2	0	0	0	0	495	495	1553	31.87 %
Evergreen Township, Precinct 1	0	3	0	0	272	272	1223	22.24 %
Evergreen Township, Precinct 2	0	0	0	0	250	250	948	26.37 %
Fairplain Township, Precinct 1	0	5	0	0	366	366	1281	28.57 %
Feris Township, Precinct 1	0	0	0	0	241	241	959	25.13 %
Home Township, Precinct 1	0	3	0	0	490	490	1855	26.42 %
Maple Valley Township, Precinct 1	0	2	0	1	422	422	1407	29.99 %
Montcalm Township, Precinct 1	0	1	0	0	816	816	2586	31.55 %
Pierson Township, Precinct 1	0	2	0	0	713	713	2473	28.83 %
Pine Township, Precinct 1	0	0	0	0	398	398	1244	31.99 %
Reynolds Township, Precinct 1	0	4	0	0	507	507	2070	24.49 %

**Statewide Races - Official Results**

**Montcalm County**

Unofficial Election Night Results

Primary Election, Tuesday, August 7, 2018

Run Time 9:41 AM

8/7/2018

Run Date 08/10/2018

Page 31 of 33

**Official results**

Registered Voters

12289 of 43322 = 28.37 %

Precincts Reporting

29 of 4 = 725.00 %

**State Senator 33rd District - LIBERTARIAN - Vote for not more than 1**

Precinct	Cast Votes	Undervotes	Overvotes	Invalid Votes	Election Day Voting Ballots Cast	Total Ballots Cast	Registered Voters	Turnout Percentage
Reynolds Township, Precinct 2	0	1	0	0	373	373	1591	23.44 %
Richland Township, Precinct 1	0	2	0	0	546	546	1982	27.55 %
Sidney Township, Precinct 1	0	5	0	0	648	648	1904	34.03 %
Winfield Township, Precinct 1	0	5	0	0	460	460	1629	28.24 %
City of Carson City, Precinct 1	0	2	0	0	200	200	792	25.25 %
City of Greenville, Precinct 1	0	4	0	0	313	313	1512	20.70 %
City of Greenville, Precinct 2	0	2	0	0	394	394	1549	25.44 %
City of Greenville, Precinct 3	0	2	0	0	483	483	1574	30.69 %
City of Greenville, Precinct 4	0	0	0	0	205	205	1102	18.60 %
City of Stanton, Precinct 1	0	0	0	1	190	190	770	24.68 %
<b>Totals</b>	<b>0</b>	<b>57</b>	<b>0</b>	<b>3</b>	<b>12289</b>	<b>12289</b>	<b>43322</b>	<b>28.37 %</b>

**Statewide Races - Official Results**

Unofficial Election Night Results

Run Time 9:41 AM

Run Date 08/10/2018

**Montcalm County**

Primary Election, Tuesday, August 7, 2018

8/7/2018

Page 32 of 33

**Official results**

Registered Voters

12289 of 43322 = 28.37 %

Precincts Reporting

29 of 4 = 725.00 %

**Representative in State Legislature 70th District - LIBERTARIAN - Vote for not more than 1**

Precinct	Cast Votes	Undervotes	Overvotes	Invalid Votes	Election Day Voting Ballots Cast	Total Ballots Cast	Registered Voters	Turnout Percentage
Belvidere Township, Precinct 1	0	2	0	0	500	500	1592	31.41 %
Bloomer Township, Precinct 1	0	0	0	0	270	270	819	32.97 %
Bushnell Township, Precinct 1	0	0	0	0	271	271	1028	26.36 %
Cato Township, Precinct 1	0	4	0	1	649	649	2056	31.57 %
Crystal Township, Precinct 1	0	4	0	0	546	546	1911	28.57 %
Day Township, Precinct 1	0	2	0	0	233	233	787	29.61 %
Douglas Township, Precinct 1	0	0	0	0	551	551	1697	32.47 %
Eureka Charter Township, Precinct 1	0	2	0	0	487	487	1428	34.10 %
Eureka Charter Township, Precinct 2	0	0	0	0	495	495	1553	31.87 %
Evergreen Township, Precinct 1	0	3	0	0	272	272	1223	22.24 %
Evergreen Township, Precinct 2	0	0	0	0	250	250	948	26.37 %
Fairplain Township, Precinct 1	0	5	0	0	366	366	1281	28.57 %
Ferris Township, Precinct 1	0	0	0	0	241	241	959	25.13 %
Home Township, Precinct 1	0	3	0	0	490	490	1855	26.42 %
Maple Valley Township, Precinct 1	0	2	0	0	422	422	1407	29.99 %
Montcalm Township, Precinct 1	0	1	0	0	816	816	2586	31.55 %
Pierson Township, Precinct 1	0	2	0	0	713	713	2473	28.83 %
Pine Township, Precinct 1	0	0	0	0	398	398	1244	31.99 %
Reynolds Township, Precinct 1	0	4	0	0	507	507	2070	24.49 %

Statewide Races - Official Results

Montcalm County

Official results

Unofficial Election Night Results

Primary Election, Tuesday, August 7, 2018

Registered Voters

12289 of 43322 = 28.37 %

Run Time 9:41 AM

8/7/2018

Precincts Reporting

Run Date 08/10/2018

Page 33 of 33

29 of 4 = 725.00 %

Representative in State Legislature 70th District - LIBERTARIAN - Vote for not more than 1

Precinct	Cast Votes	Undervotes	Overvotes	Invalid Votes	Election Day Voting Ballots Cast	Total Ballots Cast	Registered Voters	Turnout Percentage
Reynolds Township, Precinct 2	0	1	0	0	373	373	1591	23.44 %
Richland Township, Precinct 1	0	2	0	0	546	546	1982	27.55 %
Sidney Township, Precinct 1	0	5	0	0	648	648	1904	34.03 %
Winfield Township, Precinct 1	0	5	0	0	460	460	1629	28.24 %
City of Carson City, Precinct 1	0	2	0	0	200	200	792	25.25 %
City of Greenville, Precinct 1	0	4	0	0	313	313	1512	20.70 %
City of Greenville, Precinct 2	0	2	0	0	394	394	1549	25.44 %
City of Greenville, Precinct 3	0	2	0	0	483	483	1574	30.69 %
City of Greenville, Precinct 4	0	0	0	0	205	205	1102	18.60 %
City of Stanton, Precinct 1	0	0	0	1	190	190	770	24.68 %
<b>Totals</b>	<b>0</b>	<b>57</b>	<b>0</b>	<b>2</b>	<b>12289</b>	<b>12289</b>	<b>43322</b>	<b>28.37 %</b>

**Sayer, Sue (MDOS)**

---

**From:** Nan Hagerman <nhagerman@montcalm.us>  
**Sent:** Wednesday, August 22, 2018 11:23 AM  
**To:** SOS, Disclosure

Sue,

Was able to contact Kris and she said that the total for the John Hoppough race for correct total would be from the canvass report.

Thank you

--  
Nan Hagerman  
Montcalm County  
Deputy Clerk  
(989) 831-7339

Please update your records to reflect my new email as [nhagerman@montcalm.us](mailto:nhagerman@montcalm.us)

# Statement of Votes Cast

Open Primary

Montmorency County, Michigan

August 07, 2018

SOVC for: All Contests, All Districts, All Counting Groups

OFFICIAL RESULTS

Precinct	Registered Voters	Cards Cast	Voters Cast	% Turnout
<b>County</b>				
<b>Montmorency County Michigan</b>				
Albert Township, Precinct 1	2,103	669	669	31.81%
Avery Township, Precinct 1	538	158	158	29.37%
Briley Township, Precinct 1	1,662	495	495	29.78%
Hillman Township, Precinct 1	1,575	544	544	34.54%
Loud Township, Precinct 1	242	86	86	35.54%
Montmorency Township, Precinct 1	514	201	201	39.11%
Montmorency Township, Precinct 2	426	195	195	45.77%
Rust Township, Precinct 1	403	146	146	36.23%
Vienna Township, Precinct 1	454	169	169	37.22%
Montmorency County Michigan - Total	7,917	2,663	2,663	33.64%
County - Total	7,917	2,663	2,663	33.64%

## Governor (R) (Vote for 1) REP

Precinct	Times Cast	Registered Voters
<b>County</b>		
<b>Montmorency County Michigan</b>		
Albert Township, Precinct 1	669	2,103
Avery Township, Precinct 1	158	538
Briley Township, Precinct 1	495	1,662
Hillman Township, Precinct 1	544	1,575
Loud Township, Precinct 1	86	242
Montmorency Township, Precinct 1	201	514
Montmorency Township, Precinct 2	195	426
Rust Township, Precinct 1	146	403
Vienna Township, Precinct 1	169	454
Montmorency County Michigan - Total	2,663	7,917
<b>Cumulative</b>		
Cumulative	0	0
Cumulative - Total	0	0
County - Total	2,663	7,917

Precinct	Brian Calley (REP)	Patrick Colbeck (REP)
<b>County</b>		
<b>Montmorency County Michigan</b>		
Albert Township, Precinct 1	135	42
Avery Township, Precinct 1	21	30
Briley Township, Precinct 1	96	43
Hillman Township, Precinct 1	74	51
Loud Township, Precinct 1	11	10
Montmorency Township, Precinct 1	32	29
Montmorency Township, Precinct 2	51	7
Rust Township, Precinct 1	22	17
Vienna Township, Precinct 1	28	14
Montmorency County Michigan - Total	470	243
<b>Cumulative</b>		
Cumulative	0	0
Cumulative - Total	0	0
County - Total	470	243

Precinct	Jim Hines (REP)	Bill Schuette (REP)	Total Votes	Unresolved Write-In
<b>County</b>				
<b>Montmorency County Michigan</b>				
Albert Township, Precinct 1	62	193	432	0
Avery Township, Precinct 1	17	50	118	0
Briley Township, Precinct 1	45	133	317	1
Hillman Township, Precinct 1	43	196	364	0
Loud Township, Precinct 1	9	25	55	0
Montmorency Township, Precinct 1	13	47	121	0
Montmorency Township, Precinct 2	18	69	145	0
Rust Township, Precinct 1	7	54	100	0
Vienna Township, Precinct 1	6	58	106	1
Montmorency County Michigan - Total	220	825	1,758	2
<b>Cumulative</b>				
Cumulative	0	0	0	0
Cumulative - Total	0	0	0	0
County - Total	220	825	1,758	2



# US Senator (R) (Vote for 1) REP

Precinct	Times Cast	Registered Voters
<b>County</b>		
<b>Montmorency County Michigan</b>		
Albert Township, Precinct 1	669	2,103
Avery Township, Precinct 1	158	538
Briley Township, Precinct 1	495	1,662
Hillman Township, Precinct 1	544	1,575
Loud Township, Precinct 1	86	242
Montmorency Township, Precinct 1	201	514
Montmorency Township, Precinct 2	195	426
Rust Township, Precinct 1	146	403
Vienna Township, Precinct 1	169	454
Montmorency County Michigan - Total	2,663	7,917
<b>Cumulative</b>		
Cumulative	0	0
Cumulative - Total	0	0
County - Total	2,663	7,917

Precinct	John James (REP)	Sandy Pensler (REP)	Total Votes
<b>County</b>			
<b>Montmorency County Michigan</b>			
Albert Township, Precinct 1	164	251	415
Avery Township, Precinct 1	42	72	114
Briley Township, Precinct 1	135	172	307
Hillman Township, Precinct 1	161	195	356
Loud Township, Precinct 1	20	30	50
Montmorency Township, Precinct 1	51	63	114
Montmorency Township, Precinct 2	60	83	143
Rust Township, Precinct 1	50	42	92
Vienna Township, Precinct 1	48	55	103
Montmorency County Michigan - Total	731	963	1,694
<b>Cumulative</b>			
Cumulative	0	0	0
Cumulative - Total	0	0	0
County - Total	731	963	1,694

Precinct	Unresolved Write-In
<b>County</b>	
<b>Montmorency County Michigan</b>	
Albert Township, Precinct 1	1
Avery Township, Precinct 1	0
Briley Township, Precinct 1	0
Hillman Township, Precinct 1	0
Loud Township, Precinct 1	0
Montmorency Township, Precinct 1	0
Montmorency Township, Precinct 2	0
Rust Township, Precinct 1	0
Vienna Township, Precinct 1	1
Montmorency County Michigan - Total	2
<b>Cumulative</b>	
Cumulative	0
Cumulative - Total	0
County - Total	2

## Rep in Congress 1 (R) (Vote for 1) REP

Precinct	Times Cast	Registered Voters
<b>County</b>		
<b>Montmorency County Michigan</b>		
Albert Township, Precinct 1	669	2,103
Avery Township, Precinct 1	158	538
Briley Township, Precinct 1	495	1,662
Hillman Township, Precinct 1	544	1,575
Loud Township, Precinct 1	86	242
Montmorency Township, Precinct 1	201	514
Montmorency Township, Precinct 2	195	426
Rust Township, Precinct 1	146	403
Vienna Township, Precinct 1	169	454
Montmorency County Michigan - Total	2,663	7,917
<b>Cumulative</b>		
Cumulative	0	0
Cumulative - Total	0	0
County - Total	2,663	7,917

Precinct	Jack Bergman (REP)	Total Votes	Unresolved Write-In
<b>County</b>			
<b>Montmorency County Michigan</b>			
Albert Township, Precinct 1	383	383	1
Avery Township, Precinct 1	100	100	0
Briley Township, Precinct 1	277	277	0
Hillman Township, Precinct 1	321	321	2
Loud Township, Precinct 1	47	47	0
Montmorency Township, Precinct 1	101	101	0
Montmorency Township, Precinct 2	135	135	0
Rust Township, Precinct 1	88	88	0
Vienna Township, Precinct 1	95	95	1
Montmorency County Michigan - Total	1,547	1,547	4
<b>Cumulative</b>			
Cumulative	0	0	0
Cumulative - Total	0	0	0
County - Total	1,547	1,547	4

## State Senator (R) (Vote for 1) REP

Precinct	Times Cast	Registered Voters
<b>County</b>		
<b>Montmorency County Michigan</b>		
Albert Township, Precinct 1	669	2,103
Avery Township, Precinct 1	158	538
Briley Township, Precinct 1	495	1,662
Hillman Township, Precinct 1	544	1,575
Loud Township, Precinct 1	86	242
Montmorency Township, Precinct 1	201	514
Montmorency Township, Precinct 2	195	426
Rust Township, Precinct 1	146	403
Vienna Township, Precinct 1	169	454
Montmorency County Michigan - Total	2,663	7,917
<b>Cumulative</b>		
Cumulative	0	0
Cumulative - Total	0	0
County - Total	2,663	7,917

Precinct	Jim Stamas (REP)	Total Votes	Unresolved Write-In
<b>County</b>			
<b>Montmorency County Michigan</b>			
Albert Township, Precinct 1	377	377	1
Avery Township, Precinct 1	99	99	0
Briley Township, Precinct 1	277	277	0
Hillman Township, Precinct 1	324	324	2
Loud Township, Precinct 1	49	49	0
Montmorency Township, Precinct 1	103	103	0
Montmorency Township, Precinct 2	133	133	0
Rust Township, Precinct 1	89	89	0
Vienna Township, Precinct 1	97	97	1
Montmorency County Michigan - Total	1,548	1,548	4
<b>Cumulative</b>			
Cumulative	0	0	0
Cumulative - Total	0	0	0
County - Total	1,548	1,548	4

## Representative 105 (R) (Vote for 1) REP

Precinct	Times Cast	Registered Voters
<b>County</b>		
<b>Montmorency County Michigan</b>		
Albert Township, Precinct 1	669	2,103
Avery Township, Precinct 1	158	538
Briley Township, Precinct 1	495	1,662
Hillman Township, Precinct 1	544	1,575
Loud Township, Precinct 1	86	242
Montmorency Township, Precinct 1	201	514
Montmorency Township, Precinct 2	195	426
Rust Township, Precinct 1	146	403
Vienna Township, Precinct 1	169	454
Montmorency County Michigan - Total	2,663	7,917
<b>Cumulative</b>		
Cumulative	0	0
Cumulative - Total	0	0
County - Total	2,663	7,917

Precinct	Triston Cole (REP)	Total Votes	Unresolved Write-In
<b>County</b>			
<b>Montmorency County Michigan</b>			
Albert Township, Precinct 1	378	378	3
Avery Township, Precinct 1	102	102	0
Briley Township, Precinct 1	282	282	0
Hillman Township, Precinct 1	322	322	1
Loud Township, Precinct 1	49	49	0
Montmorency Township, Precinct 1	103	103	0
Montmorency Township, Precinct 2	128	128	0
Rust Township, Precinct 1	94	94	0
Vienna Township, Precinct 1	96	96	1
Montmorency County Michigan - Total	1,554	1,554	5
<b>Cumulative</b>			
Cumulative	0	0	0
Cumulative - Total	0	0	0
County - Total	1,554	1,554	5

# Montmorency Co Road Comm (R) (Vote for 1) REP

Precinct	Times Cast	Registered Voters
<b>County</b>		
<b>Montmorency County Michigan</b>		
Albert Township, Precinct 1	669	2,103
Avery Township, Precinct 1	158	538
Briley Township, Precinct 1	495	1,662
Hillman Township, Precinct 1	544	1,575
Loud Township, Precinct 1	86	242
Montmorency Township, Precinct 1	201	514
Montmorency Township, Precinct 2	195	426
Rust Township, Precinct 1	146	403
Vienna Township, Precinct 1	169	454
Montmorency County Michigan - Total	2,663	7,917
<b>Cumulative</b>		
Cumulative	0	0
Cumulative - Total	0	0
County - Total	2,663	7,917

Precinct	Charles A. Arbour (REP)	Total Votes	Unresolved Write-In
<b>County</b>			
<b>Montmorency County Michigan</b>			
Albert Township, Precinct 1	360	360	1
Avery Township, Precinct 1	93	93	0
Briley Township, Precinct 1	260	260	1
Hillman Township, Precinct 1	317	317	1
Loud Township, Precinct 1	42	42	0
Montmorency Township, Precinct 1	104	104	0
Montmorency Township, Precinct 2	126	126	0
Rust Township, Precinct 1	93	93	1
Vienna Township, Precinct 1	95	95	2
Montmorency County Michigan - Total	1,490	1,490	6
<b>Cumulative</b>			
Cumulative	0	0	0
Cumulative - Total	0	0	0
County - Total	1,490	1,490	6

## Governor (D) (Vote for 1) DEM

Precinct	Times Cast	Registered Voters
<b>County</b>		
<b>Montmorency County Michigan</b>		
Albert Township, Precinct 1	669	2,103
Avery Township, Precinct 1	158	538
Briley Township, Precinct 1	495	1,662
Hillman Township, Precinct 1	544	1,575
Loud Township, Precinct 1	86	242
Montmorency Township, Precinct 1	201	514
Montmorency Township, Precinct 2	195	426
Rust Township, Precinct 1	146	403
Vienna Township, Precinct 1	169	454
Montmorency County Michigan - Total	2,663	7,917
<b>Cumulative</b>		
Cumulative	0	0
Cumulative - Total	0	0
County - Total	2,663	7,917

Precinct	Abdul El-Sayed (DEM)	Shri Thanedar (DEM)
<b>County</b>		
<b>Montmorency County Michigan</b>		
Albert Township, Precinct 1	28	43
Avery Township, Precinct 1	5	8
Briley Township, Precinct 1	20	40
Hillman Township, Precinct 1	10	29
Loud Township, Precinct 1	3	10
Montmorency Township, Precinct 1	8	15
Montmorency Township, Precinct 2	3	6
Rust Township, Precinct 1	3	5
Vienna Township, Precinct 1	2	17
Montmorency County Michigan - Total	82	173
<b>Cumulative</b>		
Cumulative	0	0
Cumulative - Total	0	0
County - Total	82	173

Precinct	Gretchen Whitmer (DEM)	Total Votes	Unresolved Write-In
<b>County</b>			
<b>Montmorency County Michigan</b>			
Albert Township, Precinct 1	137	208	0
Avery Township, Precinct 1	21	34	0
Briley Township, Precinct 1	87	147	4
Hillman Township, Precinct 1	113	152	0
Loud Township, Precinct 1	17	30	0
Montmorency Township, Precinct 1	43	66	0
Montmorency Township, Precinct 2	34	43	0
Rust Township, Precinct 1	31	39	0
Vienna Township, Precinct 1	36	55	0
Montmorency County Michigan - Total	519	774	4
<b>Cumulative</b>			
Cumulative	0	0	0
Cumulative - Total	0	0	0
County - Total	519	774	4



## US Senator (D) (Vote for 1) DEM

Precinct	Times Cast	Registered Voters
<b>County</b>		
<b>Montmorency County Michigan</b>		
Albert Township, Precinct 1	669	2,103
Avery Township, Precinct 1	158	538
Briley Township, Precinct 1	495	1,662
Hillman Township, Precinct 1	544	1,575
Loud Township, Precinct 1	86	242
Montmorency Township, Precinct 1	201	514
Montmorency Township, Precinct 2	195	426
Rust Township, Precinct 1	146	403
Vienna Township, Precinct 1	169	454
Montmorency County Michigan - Total	2,663	7,917
<b>Cumulative</b>		
Cumulative	0	0
Cumulative - Total	0	0
County - Total	2,663	7,917

Precinct	Debbie Stabenow (DEM)	Total Votes	Unresolved Write-In
<b>County</b>			
<b>Montmorency County Michigan</b>			
Albert Township, Precinct 1	195	195	1
Avery Township, Precinct 1	30	30	0
Briley Township, Precinct 1	128	128	5
Hillman Township, Precinct 1	141	141	1
Loud Township, Precinct 1	28	28	0
Montmorency Township, Precinct 1	60	60	0
Montmorency Township, Precinct 2	37	37	0
Rust Township, Precinct 1	36	36	0
Vienna Township, Precinct 1	51	51	1
Montmorency County Michigan - Total	706	706	8
<b>Cumulative</b>			
Cumulative	0	0	0
Cumulative - Total	0	0	0
County - Total	706	706	8

# Rep in Congress 1 (D) (Vote for 1) DEM

Precinct	Times Cast	Registered Voters
<b>County</b>		
<b>Montmorency County Michigan</b>		
Albert Township, Precinct 1	669	2,103
Avery Township, Precinct 1	158	538
Briley Township, Precinct 1	495	1,662
Hillman Township, Precinct 1	544	1,575
Loud Township, Precinct 1	86	242
Montmorency Township, Precinct 1	201	514
Montmorency Township, Precinct 2	195	426
Rust Township, Precinct 1	146	403
Vienna Township, Precinct 1	169	454
Montmorency County Michigan - Total	2,663	7,917
<b>Cumulative</b>		
Cumulative	0	0
Cumulative - Total	0	0
County - Total	2,663	7,917

Precinct	Total Votes	Matthew Morgan Qualified Write In	Unresolved Write-In
<b>County</b>			
<b>Montmorency County Michigan</b>			
Albert Township, Precinct 1	11	11	37
Avery Township, Precinct 1	4	4	3
Briley Township, Precinct 1	16	16	8
Hillman Township, Precinct 1	23	23	7
Loud Township, Precinct 1	2	2	1
Montmorency Township, Precinct 1	7	7	7
Montmorency Township, Precinct 2	5	5	4
Rust Township, Precinct 1	3	3	5
Vienna Township, Precinct 1	9	9	3
Montmorency County Michigan - Total	80	80	75
<b>Cumulative</b>			
Cumulative	0	0	0
Cumulative - Total	0	0	0
County - Total	80	80	75

## State Senator (D) (Vote for 1) DEM

Precinct	Times Cast	Registered Voters
<b>County</b>		
<b>Montmorency County Michigan</b>		
Albert Township, Precinct 1	669	2,103
Avery Township, Precinct 1	158	538
Briley Township, Precinct 1	495	1,662
Hillman Township, Precinct 1	544	1,575
Loud Township, Precinct 1	86	242
Montmorency Township, Precinct 1	201	514
Montmorency Township, Precinct 2	195	426
Rust Township, Precinct 1	146	403
Vienna Township, Precinct 1	169	454
Montmorency County Michigan - Total	2,663	7,917
<b>Cumulative</b>		
Cumulative	0	0
Cumulative - Total	0	0
County - Total	2,663	7,917

Precinct	Joe Weir (DEM)	Total Votes	Unresolved Write-In
<b>County</b>			
<b>Montmorency County Michigan</b>			
Albert Township, Precinct 1	156	156	1
Avery Township, Precinct 1	28	28	0
Briley Township, Precinct 1	119	119	2
Hillman Township, Precinct 1	125	125	0
Loud Township, Precinct 1	20	20	0
Montmorency Township, Precinct 1	53	53	0
Montmorency Township, Precinct 2	33	33	0
Rust Township, Precinct 1	34	34	0
Vienna Township, Precinct 1	45	45	0
Montmorency County Michigan - Total	613	613	3
<b>Cumulative</b>			
Cumulative	0	0	0
Cumulative - Total	0	0	0
County - Total	613	613	3

## Representative 105 (D) (Vote for 1) DEM

Precinct	Times Cast	Registered Voters
<b>County</b>		
<b>Montmorency County Michigan</b>		
Albert Township, Precinct 1	669	2,103
Avery Township, Precinct 1	158	538
Briley Township, Precinct 1	495	1,662
Hillman Township, Precinct 1	544	1,575
Loud Township, Precinct 1	86	242
Montmorency Township, Precinct 1	201	514
Montmorency Township, Precinct 2	195	426
Rust Township, Precinct 1	146	403
Vienna Township, Precinct 1	169	454
Montmorency County Michigan - Total	2,663	7,917
<b>Cumulative</b>		
Cumulative	0	0
Cumulative - Total	0	0
County - Total	2,663	7,917

Precinct	Melissa Fruge (DEM)	Total Votes	Unresolved Write-In
<b>County</b>			
<b>Montmorency County Michigan</b>			
Albert Township, Precinct 1	152	152	1
Avery Township, Precinct 1	29	29	0
Briley Township, Precinct 1	114	114	2
Hillman Township, Precinct 1	124	124	0
Loud Township, Precinct 1	22	22	1
Montmorency Township, Precinct 1	54	54	0
Montmorency Township, Precinct 2	36	36	0
Rust Township, Precinct 1	34	34	0
Vienna Township, Precinct 1	45	45	0
Montmorency County Michigan - Total	610	610	4
<b>Cumulative</b>			
Cumulative	0	0	0
Cumulative - Total	0	0	0
County - Total	610	610	4

## Governor (L) (Vote for 1) LIB

Precinct	Times Cast	Registered Voters
<b>County</b>		
<b>Montmorency County Michigan</b>		
Albert Township, Precinct 1	669	2,103
Avery Township, Precinct 1	158	538
Briley Township, Precinct 1	495	1,662
Hillman Township, Precinct 1	544	1,575
Loud Township, Precinct 1	86	242
Montmorency Township, Precinct 1	201	514
Montmorency Township, Precinct 2	195	426
Rust Township, Precinct 1	146	403
Vienna Township, Precinct 1	169	454
Montmorency County Michigan - Total	2,663	7,917
<b>Cumulative</b>		
Cumulative	0	0
Cumulative - Total	0	0
County - Total	2,663	7,917

Precinct	Bill Gelineau (LIB)	John J. Tatar (LIB)	Total Votes
<b>County</b>			
<b>Montmorency County Michigan</b>			
Albert Township, Precinct 1	1	0	1
Avery Township, Precinct 1	0	1	1
Briley Township, Precinct 1	3	1	4
Hillman Township, Precinct 1	1	1	2
Loud Township, Precinct 1	0	0	0
Montmorency Township, Precinct 1	0	1	1
Montmorency Township, Precinct 2	0	0	0
Rust Township, Precinct 1	0	0	0
Vienna Township, Precinct 1	0	0	0
Montmorency County Michigan - Total	5	4	9
<b>Cumulative</b>			
Cumulative	0	0	0
Cumulative - Total	0	0	0
County - Total	5	4	9

Precinct	Unresolved Write-In
<b>County</b>	
<b>Montmorency County Michigan</b>	
Albert Township, Precinct 1	0
Avery Township, Precinct 1	0
Briley Township, Precinct 1	0
Hillman Township, Precinct 1	0
Loud Township, Precinct 1	0
Montmorency Township, Precinct 1	0
Montmorency Township, Precinct 2	0
Rust Township, Precinct 1	0
Vienna Township, Precinct 1	0
Montmorency County Michigan - Total	0
<b>Cumulative</b>	
Cumulative	0
Cumulative - Total	0
County - Total	0

# US Senator (L) (Vote for 1) LIB

Precinct	Times Cast	Registered Voters
<b>County</b>		
<b>Montmorency County Michigan</b>		
Albert Township, Precinct 1	669	2,103
Avery Township, Precinct 1	158	538
Briley Township, Precinct 1	495	1,662
Hillman Township, Precinct 1	544	1,575
Loud Township, Precinct 1	86	242
Montmorency Township, Precinct 1	201	514
Montmorency Township, Precinct 2	195	426
Rust Township, Precinct 1	146	403
Vienna Township, Precinct 1	169	454
Montmorency County Michigan - Total	2,663	7,917
<b>Cumulative</b>		
Cumulative	0	0
Cumulative - Total	0	0
County - Total	2,663	7,917

Precinct	Total Votes	Unresolved Write-In
<b>County</b>		
<b>Montmorency County Michigan</b>		
Albert Township, Precinct 1	0	0
Avery Township, Precinct 1	0	0
Briley Township, Precinct 1	0	0
Hillman Township, Precinct 1	0	0
Loud Township, Precinct 1	0	0
Montmorency Township, Precinct 1	0	1
Montmorency Township, Precinct 2	0	0
Rust Township, Precinct 1	0	0
Vienna Township, Precinct 1	0	0
Montmorency County Michigan - Total	0	1
<b>Cumulative</b>		
Cumulative	0	0
Cumulative - Total	0	0
County - Total	0	1

## Rep in Congress 1 (L) (Vote for 1) LIB

Precinct	Times Cast	Registered Voters
<b>County</b>		
<b>Montmorency County Michigan</b>		
Albert Township, Precinct 1	669	2,103
Avery Township, Precinct 1	158	538
Briley Township, Precinct 1	495	1,662
Hillman Township, Precinct 1	544	1,575
Loud Township, Precinct 1	86	242
Montmorency Township, Precinct 1	201	514
Montmorency Township, Precinct 2	195	426
Rust Township, Precinct 1	146	403
Vienna Township, Precinct 1	169	454
Montmorency County Michigan - Total	2,663	7,917
<b>Cumulative</b>		
Cumulative	0	0
Cumulative - Total	0	0
County - Total	2,663	7,917

Precinct	Total Votes	Unresolved Write-In
<b>County</b>		
<b>Montmorency County Michigan</b>		
Albert Township, Precinct 1	0	0
Avery Township, Precinct 1	0	0
Briley Township, Precinct 1	0	0
Hillman Township, Precinct 1	0	0
Loud Township, Precinct 1	0	0
Montmorency Township, Precinct 1	0	1
Montmorency Township, Precinct 2	0	0
Rust Township, Precinct 1	0	0
Vienna Township, Precinct 1	0	0
Montmorency County Michigan - Total	0	1
<b>Cumulative</b>		
Cumulative	0	0
Cumulative - Total	0	0
County - Total	0	1



## State Senator (L) (Vote for 1) LIB

Precinct	Times Cast	Registered Voters
<b>County</b>		
<b>Montmorency County Michigan</b>		
Albert Township, Precinct 1	669	2,103
Avery Township, Precinct 1	158	538
Briley Township, Precinct 1	495	1,662
Hillman Township, Precinct 1	544	1,575
Loud Township, Precinct 1	86	242
Montmorency Township, Precinct 1	201	514
Montmorency Township, Precinct 2	195	426
Rust Township, Precinct 1	146	403
Vienna Township, Precinct 1	169	454
Montmorency County Michigan - Total	2,663	7,917
<b>Cumulative</b>		
Cumulative	0	0
Cumulative - Total	0	0
County - Total	2,663	7,917

Precinct	Total Votes	Unresolved Write-In
<b>County</b>		
<b>Montmorency County Michigan</b>		
Albert Township, Precinct 1	0	0
Avery Township, Precinct 1	0	0
Briley Township, Precinct 1	0	0
Hillman Township, Precinct 1	0	0
Loud Township, Precinct 1	0	0
Montmorency Township, Precinct 1	0	1
Montmorency Township, Precinct 2	0	0
Rust Township, Precinct 1	0	0
Vienna Township, Precinct 1	0	0
Montmorency County Michigan - Total	0	1
<b>Cumulative</b>		
Cumulative	0	0
Cumulative - Total	0	0
County - Total	0	1

## Representative 105 (L) (Vote for 1) LIB

Precinct	Times Cast	Registered Voters
<b>County</b>		
<b>Montmorency County Michigan</b>		
Albert Township, Precinct 1	669	2,103
Avery Township, Precinct 1	158	538
Briley Township, Precinct 1	495	1,662
Hillman Township, Precinct 1	544	1,575
Loud Township, Precinct 1	86	242
Montmorency Township, Precinct 1	201	514
Montmorency Township, Precinct 2	195	426
Rust Township, Precinct 1	146	403
Vienna Township, Precinct 1	169	454
Montmorency County Michigan - Total	2,663	7,917
<b>Cumulative</b>		
Cumulative	0	0
Cumulative - Total	0	0
County - Total	2,663	7,917

Precinct	Total Votes	Unresolved Write-In
<b>County</b>		
<b>Montmorency County Michigan</b>		
Albert Township, Precinct 1	0	0
Avery Township, Precinct 1	0	0
Briley Township, Precinct 1	0	0
Hillman Township, Precinct 1	0	0
Loud Township, Precinct 1	0	0
Montmorency Township, Precinct 1	0	1
Montmorency Township, Precinct 2	0	0
Rust Township, Precinct 1	0	0
Vienna Township, Precinct 1	0	0
Montmorency County Michigan - Total	0	1
<b>Cumulative</b>		
Cumulative	0	0
Cumulative - Total	0	0
County - Total	0	1

**Precinct Results**

Election Night Reporting

Run Time 5:19 PM

Run Date 08/10/2018

**Muskegon County, Michigan**

Primary Election, Tuesday, August 7, 2018

8/7/2018

Page 8 of 502

**Official results**

Registered Voters

33693 of 125609 = 26.82 %

Precincts Reporting

67 of 67 = 100.00 %

**Casnovia Precinct 1****Governor - Republican Party - Vote for not more than 1**

Choice	Party	Absentee Voting		Election Day Voting		Total	
Patrick Colbeck		0	0.00%	111	29.60%	111	29.60%
Brian Calley		0	0.00%	83	22.13%	83	22.13%
Jim Hines		0	0.00%	27	7.20%	27	7.20%
Bill Schuette		0	0.00%	146	38.93%	146	38.93%
Evan Space (W)		0	0.00%	0	0.00%	0	0.00%
Cast Votes:		0	0.00%	367	97.87%	367	97.87%
Undervotes:		0	0.00%	3	0.80%	3	0.80%
Overvotes:		0	0.00%	0	0.00%	0	0.00%
Invalid votes:		0	0.00%	5	1.33%	5	1.33%

**United States Senator - Republican Party - Vote for not more than 1**

Choice	Party	Absentee Voting		Election Day Voting		Total	
John James		0	0.00%	167	44.65%	167	44.65%
Sandy Pensler		0	0.00%	190	50.80%	190	50.80%
William F. White (W)		0	0.00%	0	0.00%	0	0.00%
Cast Votes:		0	0.00%	357	95.45%	357	95.45%
Undervotes:		0	0.00%	13	3.48%	13	3.48%
Overvotes:		0	0.00%	0	0.00%	0	0.00%
Invalid votes:		0	0.00%	4	1.07%	4	1.07%

**Representative in Congress - Republican Party - Vote for not more than 1**

Choice	Party	Absentee Voting		Election Day Voting		Total	
Bill Huizenga		0	0.00%	339	90.64%	339	90.64%
Cast Votes:		0	0.00%	339	90.64%	339	90.64%
Undervotes:		0	0.00%	31	8.29%	31	8.29%
Overvotes:		0	0.00%	0	0.00%	0	0.00%
Invalid votes:		0	0.00%	4	1.07%	4	1.07%

**Precinct Results**

Election Night Reporting

Run Time 5:19 PM

Run Date 08/10/2018

**Muskegon County, Michigan**

Primary Election, Tuesday, August 7, 2018

8/7/2018

Page 9 of 502

**Official results**

Registered Voters

33693 of 125609 = 26.82 %

Precincts Reporting

67 of 67 = 100.00 %

**Casnovia Precinct 1****State Senator - Republican Party - Vote for not more than 1**

Choice	Party	Absentee Voting		Election Day Voting		Total	
Jon Bumstead		0	0.00%	185	49.47%	185	49.47%
Holly Hughes		0	0.00%	177	47.33%	177	47.33%
Cast Votes:		0	0.00%	362	96.79%	362	96.79%
Undervotes:		0	0.00%	8	2.14%	8	2.14%
Overvotes:		0	0.00%	0	0.00%	0	0.00%
Invalid votes:		0	0.00%	4	1.07%	4	1.07%

**Representative in State Legislature 91st District - Republican Party - Vote for not more than 1**

Choice	Party	Absentee Voting		Election Day Voting		Total	
Alan W. Jager		0	0.00%	91	24.27%	91	24.27%
Greg VanWoerkom		0	0.00%	246	65.60%	246	65.60%
Cast Votes:		0	0.00%	337	89.87%	337	89.87%
Undervotes:		0	0.00%	33	8.80%	33	8.80%
Overvotes:		0	0.00%	0	0.00%	0	0.00%
Invalid votes:		0	0.00%	5	1.33%	5	1.33%

**County Commissioner District 7 - Republican Party - Vote for not more than 1**

Choice	Party	Absentee Voting		Election Day Voting		Total	
Gary L. Foster		0	0.00%	315	84.22%	315	84.22%
Cast Votes:		0	0.00%	315	84.22%	315	84.22%
Undervotes:		0	0.00%	55	14.71%	55	14.71%
Overvotes:		0	0.00%	0	0.00%	0	0.00%
Invalid votes:		0	0.00%	4	1.07%	4	1.07%

**Precinct Results**

Election Night Reporting

Run Time 5:19 PM

Run Date 08/10/2018

**Muskegon County, Michigan**

Primary Election, Tuesday, August 7, 2018

8/7/2018

Page 10 of 502

**Official results**

Registered Voters

33693 of 125609 = 26.82 %

Precincts Reporting

67 of 67 = 100.00 %

**Casnovia Precinct 1****Governor - Democratic Party - Vote for not more than 1**

Choice	Party	Absentee Voting		Election Day Voting		Total	
Gretchen Whitmer		0	0.00%	89	57.05%	89	57.05%
Abdul El-Sayed		0	0.00%	36	23.08%	36	23.08%
Shri Thanedar		0	0.00%	27	17.31%	27	17.31%
William Cobbs (W)		0	0.00%	0	0.00%	0	0.00%
Cast Votes:		0	0.00%	152	97.44%	152	97.44%
Undervotes:		0	0.00%	0	0.00%	0	0.00%
Overvotes:		0	0.00%	1	0.64%	1	0.64%
Invalid votes:		0	0.00%	3	1.92%	3	1.92%

**United States Senator - Democratic Party - Vote for not more than 1**

Choice	Party	Absentee Voting		Election Day Voting		Total	
Debbie Stabenow		0	0.00%	137	87.82%	137	87.82%
Cast Votes:		0	0.00%	137	87.82%	137	87.82%
Undervotes:		0	0.00%	16	10.26%	16	10.26%
Overvotes:		0	0.00%	0	0.00%	0	0.00%
Invalid votes:		0	0.00%	3	1.92%	3	1.92%

**Representative in Congress - Democratic Party - Vote for not more than 1**

Choice	Party	Absentee Voting		Election Day Voting		Total	
Rob Davidson		0	0.00%	123	79.35%	123	79.35%
Cast Votes:		0	0.00%	123	79.35%	123	79.35%
Undervotes:		0	0.00%	30	19.35%	30	19.35%
Overvotes:		0	0.00%	0	0.00%	0	0.00%
Invalid votes:		0	0.00%	2	1.29%	2	1.29%

**Precinct Results**

Election Night Reporting

Run Time 5:19 PM

Run Date 08/10/2018

**Muskegon County, Michigan**

Primary Election, Tuesday, August 7, 2018

8/7/2018

Page 11 of 502

**Official results**

Registered Voters

33693 of 125609 = 26.82 %

Precincts Reporting

67 of 67 = 100.00 %

**Casnovia Precinct 1****State Senator - Democratic Party - Vote for not more than 1**

Choice	Party	Absentee Voting		Election Day Voting		Total	
Collene Lamonte		0	0.00%	89	57.05%	89	57.05%
Poppy Sias-Hernandez		0	0.00%	53	33.97%	53	33.97%
Cast Votes:		0	0.00%	142	91.03%	142	91.03%
Undervotes:		0	0.00%	11	7.05%	11	7.05%
Overvotes:		0	0.00%	0	0.00%	0	0.00%
Invalid votes:		0	0.00%	3	1.92%	3	1.92%

**Representative in State Legislature 91st District - Democratic Party - Vote for not more than 1**

Choice	Party	Absentee Voting		Election Day Voting		Total	
Tanya Cabala		0	0.00%	93	60.00%	93	60.00%
Andy O'Riley		0	0.00%	40	25.81%	40	25.81%
Cast Votes:		0	0.00%	133	85.81%	133	85.81%
Undervotes:		0	0.00%	20	12.90%	20	12.90%
Overvotes:		0	0.00%	0	0.00%	0	0.00%
Invalid votes:		0	0.00%	2	1.29%	2	1.29%

**County Commissioner District 7 - Democratic Party - Vote for not more than 1**

Choice	Party	Absentee Voting		Election Day Voting		Total	
Ken Ferrier		0	0.00%	124	80.00%	124	80.00%
Cast Votes:		0	0.00%	124	80.00%	124	80.00%
Undervotes:		0	0.00%	29	18.71%	29	18.71%
Overvotes:		0	0.00%	0	0.00%	0	0.00%
Invalid votes:		0	0.00%	2	1.29%	2	1.29%

**Precinct Results**

Election Night Reporting

Run Time 5:19 PM

Run Date 08/10/2018

**Muskegon County, Michigan**

Primary Election, Tuesday, August 7, 2018

8/7/2018

Page 12 of 502

**Official results**

Registered Voters

33693 of 125609 = 26.82 %

Precincts Reporting

67 of 67 = 100.00 %

**Casnovia Precinct 1****Governor - Libertarian Party - Vote for not more than 1**

Choice	Party	Absentee Voting		Election Day Voting		Total	
Bill Gelineau		0	0.00%	0	0.00%	0	0.00%
John J. Tatar		0	0.00%	0	0.00%	0	0.00%
Cast Votes:		0	0.00%	0	0.00%	0	0.00%
Undervotes:		0	0.00%	0	0.00%	0	0.00%
Overvotes:		0	0.00%	0	0.00%	0	0.00%
Invalid votes:		0	0.00%	0	0.00%	0	0.00%

**United States Senator - Libertarian Party - Vote for not more than 1**

Choice	Party	Absentee Voting		Election Day Voting		Total	
Tim Yow (W)		0	0.00%	0	0.00%	0	0.00%
Cast Votes:		0	0.00%	0	0.00%	0	0.00%
Undervotes:		0	0.00%	0	0.00%	0	0.00%
Overvotes:		0	0.00%	0	0.00%	0	0.00%
Invalid votes:		0	0.00%	0	0.00%	0	0.00%

**Representative in Congress - Libertarian Party - Vote for not more than 1**

Choice	Party	Absentee Voting		Election Day Voting		Total	
Cast Votes:		0	0.00%	0	0.00%	0	0.00%
Undervotes:		0	0.00%	0	0.00%	0	0.00%
Overvotes:		0	0.00%	0	0.00%	0	0.00%
Invalid votes:		0	0.00%	0	0.00%	0	0.00%



**Precinct Results**

Election Night Reporting

Run Time 5:19 PM

Run Date 08/10/2018

**Muskegon County, Michigan**

Primary Election, Tuesday, August 7, 2018

8/7/2018

Page 13 of 502

**Official results**

Registered Voters

33693 of 125609 = 26.82 %

Precincts Reporting

67 of 67 = 100.00 %

**Casnovia Precinct 1****State Senator - Libertarian Party - Vote for not more than 1**

Choice	Party	Absentee Voting		Election Day Voting		Total	
Max Riekse		0	0.00%	0	0.00%	0	0.00%
	Cast Votes:	0	0.00%	0	0.00%	0	0.00%
	Undervotes:	0	0.00%	0	0.00%	0	0.00%
	Overvotes:	0	0.00%	0	0.00%	0	0.00%
	Invalid votes:	0	0.00%	0	0.00%	0	0.00%

**Representative in State Legislature 91st District - Libertarian Party - Vote for not more than 1**

Choice	Party	Absentee Voting		Election Day Voting		Total	
	Cast Votes:	0	0.00%	0	0.00%	0	0.00%
	Undervotes:	0	0.00%	0	0.00%	0	0.00%
	Overvotes:	0	0.00%	0	0.00%	0	0.00%
	Invalid votes:	0	0.00%	0	0.00%	0	0.00%

**County Commissioner District 7 - Libertarian Party - Vote for not more than 1**

Choice	Party	Absentee Voting		Election Day Voting		Total	
	Cast Votes:	0	0.00%	0	0.00%	0	0.00%
	Undervotes:	0	0.00%	0	0.00%	0	0.00%
	Overvotes:	0	0.00%	0	0.00%	0	0.00%
	Invalid votes:	0	0.00%	0	0.00%	0	0.00%



**Precinct Results**

Election Night Reporting

Run Time 5:19 PM

Run Date 08/10/2018

**Muskegon County, Michigan**

Primary Election, Tuesday, August 7, 2018

8/7/2018

Page 16 of 502

**Official results**

Registered Voters

33693 of 125609 = 26.82 %

Precincts Reporting

67 of 67 = 100.00 %

**Cedar Creek Precinct 1****Governor - Republican Party - Vote for not more than 1**

Choice	Party	Absentee Voting		Election Day Voting		Total	
Patrick Colbeck		0	0.00%	33	11.74%	33	11.74%
Brian Calley		0	0.00%	48	17.08%	48	17.08%
Jim Hines		0	0.00%	37	13.17%	37	13.17%
Bill Schuette		0	0.00%	155	55.16%	155	55.16%
Evan Space (W)		0	0.00%	0	0.00%	0	0.00%
Cast Votes:		0	0.00%	273	97.15%	273	97.15%
Undervotes:		0	0.00%	5	1.78%	5	1.78%
Overvotes:		0	0.00%	0	0.00%	0	0.00%
Invalid votes:		0	0.00%	3	1.07%	3	1.07%

**United States Senator - Republican Party - Vote for not more than 1**

Choice	Party	Absentee Voting		Election Day Voting		Total	
John James		0	0.00%	112	39.72%	112	39.72%
Sandy Pensler		0	0.00%	150	53.19%	150	53.19%
William F. White (W)		0	0.00%	0	0.00%	0	0.00%
Cast Votes:		0	0.00%	262	92.91%	262	92.91%
Undervotes:		0	0.00%	16	5.67%	16	5.67%
Overvotes:		0	0.00%	0	0.00%	0	0.00%
Invalid votes:		0	0.00%	4	1.42%	4	1.42%

**Representative in Congress - Republican Party - Vote for not more than 1**

Choice	Party	Absentee Voting		Election Day Voting		Total	
Bill Huizenga		0	0.00%	242	85.21%	242	85.21%
Cast Votes:		0	0.00%	242	85.21%	242	85.21%
Undervotes:		0	0.00%	36	12.68%	36	12.68%
Overvotes:		0	0.00%	0	0.00%	0	0.00%
Invalid votes:		0	0.00%	6	2.11%	6	2.11%

**Precinct Results**

Election Night Reporting

Run Time 5:19 PM

Run Date 08/10/2018

**Muskegon County, Michigan**

Primary Election, Tuesday, August 7, 2018

8/7/2018

Page 17 of 502

**Official results**

Registered Voters

33693 of 125609 = 26.82 %

Precincts Reporting

67 of 67 = 100.00 %

**Cedar Creek Precinct 1****State Senator - Republican Party - Vote for not more than 1**

Choice	Party	Absentee Voting		Election Day Voting		Total	
Jon Bumstead		0	0.00%	160	56.14%	160	56.14%
Holly Hughes		0	0.00%	112	39.30%	112	39.30%
Cast Votes:		0	0.00%	272	95.44%	272	95.44%
Undervotes:		0	0.00%	6	2.11%	6	2.11%
Overvotes:		0	0.00%	0	0.00%	0	0.00%
Invalid votes:		0	0.00%	7	2.46%	7	2.46%

**Representative in State Legislature 91st District - Republican Party - Vote for not more than 1**

Choice	Party	Absentee Voting		Election Day Voting		Total	
Alan W. Jager		0	0.00%	105	36.84%	105	36.84%
Greg VanWoerkom		0	0.00%	155	54.39%	155	54.39%
Cast Votes:		0	0.00%	260	91.23%	260	91.23%
Undervotes:		0	0.00%	18	6.32%	18	6.32%
Overvotes:		0	0.00%	0	0.00%	0	0.00%
Invalid votes:		0	0.00%	7	2.46%	7	2.46%

**County Commissioner District 7 - Republican Party - Vote for not more than 1**

Choice	Party	Absentee Voting		Election Day Voting		Total	
Gary L. Foster		0	0.00%	228	80.57%	228	80.57%
Cast Votes:		0	0.00%	228	80.57%	228	80.57%
Undervotes:		0	0.00%	50	17.67%	50	17.67%
Overvotes:		0	0.00%	0	0.00%	0	0.00%
Invalid votes:		0	0.00%	5	1.77%	5	1.77%

**Precinct Results**

Election Night Reporting

Run Time 5:19 PM

Run Date 08/10/2018

**Muskegon County, Michigan**

Primary Election, Tuesday, August 7, 2018

8/7/2018

Page 18 of 502

**Official results**

Registered Voters

33693 of 125609 = 26.82 %

Precincts Reporting

67 of 67 = 100.00 %

**Cedar Creek Precinct 1****Governor - Democratic Party - Vote for not more than 1**

Choice	Party	Absentee Voting		Election Day Voting		Total	
Gretchen Whitmer		0	0.00%	148	58.04%	148	58.04%
Abdul El-Sayed		0	0.00%	44	17.25%	44	17.25%
Shri Thanedar		0	0.00%	55	21.57%	55	21.57%
William Cobbs (W)		0	0.00%	0	0.00%	0	0.00%
Cast Votes:		0	0.00%	247	96.86%	247	96.86%
Undervotes:		0	0.00%	3	1.18%	3	1.18%
Overvotes:		0	0.00%	0	0.00%	0	0.00%
Invalid votes:		0	0.00%	5	1.96%	5	1.96%

**United States Senator - Democratic Party - Vote for not more than 1**

Choice	Party	Absentee Voting		Election Day Voting		Total	
Debbie Stabenow		0	0.00%	215	84.31%	215	84.31%
Cast Votes:		0	0.00%	215	84.31%	215	84.31%
Undervotes:		0	0.00%	35	13.73%	35	13.73%
Overvotes:		0	0.00%	0	0.00%	0	0.00%
Invalid votes:		0	0.00%	5	1.96%	5	1.96%

**Representative in Congress - Democratic Party - Vote for not more than 1**

Choice	Party	Absentee Voting		Election Day Voting		Total	
Rob Davidson		0	0.00%	203	80.56%	203	80.56%
Cast Votes:		0	0.00%	203	80.56%	203	80.56%
Undervotes:		0	0.00%	47	18.65%	47	18.65%
Overvotes:		0	0.00%	0	0.00%	0	0.00%
Invalid votes:		0	0.00%	2	0.79%	2	0.79%

**Precinct Results**

Election Night Reporting

Run Time 5:19 PM

Run Date 08/10/2018

**Muskegon County, Michigan**

Primary Election, Tuesday, August 7, 2018

8/7/2018

Page 19 of 502

**Official results**

Registered Voters

33693 of 125609 = 26.82 %

Precincts Reporting

67 of 67 = 100.00 %

**Cedar Creek Precinct 1****State Senator - Democratic Party - Vote for not more than 1**

Choice	Party	Absentee Voting		Election Day Voting		Total	
Collene Lamonte		0	0.00%	156	61.66%	156	61.66%
Poppy Sias-Hernandez		0	0.00%	77	30.43%	77	30.43%
Cast Votes:		0	0.00%	233	92.09%	233	92.09%
Undervotes:		0	0.00%	16	6.32%	16	6.32%
Overvotes:		0	0.00%	1	0.40%	1	0.40%
Invalid votes:		0	0.00%	3	1.19%	3	1.19%

**Representative in State Legislature 91st District - Democratic Party - Vote for not more than 1**

Choice	Party	Absentee Voting		Election Day Voting		Total	
Tanya Cabala		0	0.00%	110	43.48%	110	43.48%
Andy O'Riley		0	0.00%	116	45.85%	116	45.85%
Cast Votes:		0	0.00%	226	89.33%	226	89.33%
Undervotes:		0	0.00%	24	9.49%	24	9.49%
Overvotes:		0	0.00%	0	0.00%	0	0.00%
Invalid votes:		0	0.00%	3	1.19%	3	1.19%

**County Commissioner District 7 - Democratic Party - Vote for not more than 1**

Choice	Party	Absentee Voting		Election Day Voting		Total	
Ken Ferrier		0	0.00%	199	78.35%	199	78.35%
Cast Votes:		0	0.00%	199	78.35%	199	78.35%
Undervotes:		0	0.00%	51	20.08%	51	20.08%
Overvotes:		0	0.00%	0	0.00%	0	0.00%
Invalid votes:		0	0.00%	4	1.57%	4	1.57%

**Precinct Results**

Election Night Reporting

Run Time 5:19 PM

Run Date 08/10/2018

**Muskegon County, Michigan**

Primary Election, Tuesday, August 7, 2018

8/7/2018

Page 20 of 502

**Official results**

Registered Voters

33693 of 125609 = 26.82 %

Precincts Reporting

67 of 67 = 100.00 %

**Cedar Creek Precinct 1****Governor - Libertarian Party - Vote for not more than 1**

Choice	Party	Absentee Voting		Election Day Voting		Total	
Bill Gelineau		0	0.00%	0	0.00%	0	0.00%
John J. Tatar		0	0.00%	0	0.00%	0	0.00%
Cast Votes:		0	0.00%	0	0.00%	0	0.00%
Undervotes:		0	0.00%	0	0.00%	0	0.00%
Overvotes:		0	0.00%	0	0.00%	0	0.00%
Invalid votes:		0	0.00%	1	100.00%	1	100.00%

**United States Senator - Libertarian Party - Vote for not more than 1**

Choice	Party	Absentee Voting		Election Day Voting		Total	
Tim Yow (W)		0	0.00%	0	0.00%	0	0.00%
Cast Votes:		0	0.00%	0	0.00%	0	0.00%
Undervotes:		0	0.00%	0	0.00%	0	0.00%
Overvotes:		0	0.00%	0	0.00%	0	0.00%
Invalid votes:		0	0.00%	0	0.00%	0	0.00%

**Representative in Congress - Libertarian Party - Vote for not more than 1**

Choice	Party	Absentee Voting		Election Day Voting		Total	
Cast Votes:		0	0.00%	0	0.00%	0	0.00%
Undervotes:		0	0.00%	0	0.00%	0	0.00%
Overvotes:		0	0.00%	0	0.00%	0	0.00%
Invalid votes:		0	0.00%	0	0.00%	0	0.00%

**Precinct Results**

Election Night Reporting

Run Time 5:19 PM

Run Date 08/10/2018

**Muskegon County, Michigan**

Primary Election, Tuesday, August 7, 2018

8/7/2018

Page 21 of 502

**Official results**

Registered Voters

33693 of 125609 = 26.82 %

Precincts Reporting

67 of 67 = 100.00 %

**Cedar Creek Precinct 1****State Senator - Libertarian Party - Vote for not more than 1**

Choice	Party	Absentee Voting		Election Day Voting		Total	
Max Riekse		0	0.00%	0	0.00%	0	0.00%
	Cast Votes:	0	0.00%	0	0.00%	0	0.00%
	Undervotes:	0	0.00%	0	0.00%	0	0.00%
	Overvotes:	0	0.00%	0	0.00%	0	0.00%
	Invalid votes:	0	0.00%	0	0.00%	0	0.00%

**Representative in State Legislature 91st District - Libertarian Party - Vote for not more than 1**

Choice	Party	Absentee Voting		Election Day Voting		Total	
	Cast Votes:	0	0.00%	0	0.00%	0	0.00%
	Undervotes:	0	0.00%	0	0.00%	0	0.00%
	Overvotes:	0	0.00%	0	0.00%	0	0.00%
	Invalid votes:	0	0.00%	0	0.00%	0	0.00%

**County Commissioner District 7 - Libertarian Party - Vote for not more than 1**

Choice	Party	Absentee Voting		Election Day Voting		Total	
	Cast Votes:	0	0.00%	0	0.00%	0	0.00%
	Undervotes:	0	0.00%	0	0.00%	0	0.00%
	Overvotes:	0	0.00%	0	0.00%	0	0.00%
	Invalid votes:	0	0.00%	0	0.00%	0	0.00%



**Precinct Results**

Election Night Reporting

Run Time 5:19 PM

Run Date 08/10/2018

**Muskegon County, Michigan**

Primary Election, Tuesday, August 7, 2018

8/7/2018

Page 23 of 502

**Official results**

Registered Voters

33693 of 125609 = 26.82 %

Precincts Reporting

67 of 67 = 100.00 %

**Dalton Township Precinct 1****Governor - Republican Party - Vote for not more than 1**

Choice	Party	Absentee Voting		Election Day Voting		Total	
Patrick Colbeck		9	7.89%	35	16.20%	44	13.33%
Brian Calley		20	17.54%	36	16.67%	56	16.97%
Jim Hines		20	17.54%	21	9.72%	41	12.42%
Bill Schuette		53	46.49%	117	54.17%	170	51.52%
Evan Space (W)		0	0.00%	0	0.00%	0	0.00%
Cast Votes:		102	89.47%	209	96.76%	311	94.24%
Undervotes:		0	0.00%	2	0.93%	2	0.61%
Overvotes:		1	0.88%	0	0.00%	1	0.30%
Invalid votes:		11	9.65%	5	2.31%	16	4.85%

**United States Senator - Republican Party - Vote for not more than 1**

Choice	Party	Absentee Voting		Election Day Voting		Total	
John James		41	35.96%	98	45.79%	139	42.38%
Sandy Pensler		59	51.75%	101	47.20%	160	48.78%
William F. White (W)		0	0.00%	0	0.00%	0	0.00%
Cast Votes:		100	87.72%	199	92.99%	299	91.16%
Undervotes:		3	2.63%	12	5.61%	15	4.57%
Overvotes:		0	0.00%	0	0.00%	0	0.00%
Invalid votes:		11	9.65%	3	1.40%	14	4.27%

**Representative in Congress - Republican Party - Vote for not more than 1**

Choice	Party	Absentee Voting		Election Day Voting		Total	
Bill Huizenga		84	74.34%	185	86.45%	269	82.26%
Cast Votes:		84	74.34%	185	86.45%	269	82.26%
Undervotes:		19	16.81%	25	11.68%	44	13.46%
Overvotes:		0	0.00%	1	0.47%	1	0.31%
Invalid votes:		10	8.85%	3	1.40%	13	3.98%

**Precinct Results**

Election Night Reporting

Run Time 5:19 PM

Run Date 08/10/2018

**Muskegon County, Michigan**

Primary Election, Tuesday, August 7, 2018

8/7/2018

Page 24 of 502

**Official results**

Registered Voters

33693 of 125609 = 26.82 %

Precincts Reporting

67 of 67 = 100.00 %

**Dalton Township Precinct 1****State Senator - Republican Party - Vote for not more than 1**

Choice	Party	Absentee Voting		Election Day Voting		Total	
Jon Bumstead		34	29.82%	101	47.20%	135	41.16%
Holly Hughes		69	60.53%	109	50.93%	178	54.27%
Cast Votes:		103	90.35%	210	98.13%	313	95.43%
Undervotes:		0	0.00%	1	0.47%	1	0.30%
Overvotes:		0	0.00%	0	0.00%	0	0.00%
Invalid votes:		11	9.65%	3	1.40%	14	4.27%

**Representative in State Legislature 91st District - Republican Party - Vote for not more than 1**

Choice	Party	Absentee Voting		Election Day Voting		Total	
Alan W. Jager		38	33.93%	50	23.36%	88	26.99%
Greg VanWoerkom		62	55.36%	140	65.42%	202	61.96%
Cast Votes:		100	89.29%	190	88.79%	290	88.96%
Undervotes:		3	2.68%	21	9.81%	24	7.36%
Overvotes:		0	0.00%	0	0.00%	0	0.00%
Invalid votes:		9	8.04%	3	1.40%	12	3.68%

**County Commissioner District 9 - Republican Party - Vote for not more than 1**

Choice	Party	Absentee Voting		Election Day Voting		Total	
Richard A. Holman		37	33.04%	71	33.18%	108	33.13%
Eric Rothoff		53	47.32%	93	43.46%	146	44.79%
Cast Votes:		90	80.36%	164	76.64%	254	77.91%
Undervotes:		13	11.61%	47	21.96%	60	18.40%
Overvotes:		0	0.00%	0	0.00%	0	0.00%
Invalid votes:		9	8.04%	3	1.40%	12	3.68%



**Precinct Results**

Election Night Reporting

Run Time 5:19 PM

Run Date 08/10/2018

**Muskegon County, Michigan**

Primary Election, Tuesday, August 7, 2018

8/7/2018

Page 25 of 502

**Official results**

Registered Voters

33693 of 125609 = 26.82 %

Precincts Reporting

67 of 67 = 100.00 %

**Dalton Township Precinct 1****Trustee Partial Term Ending 11/20/2020 - Republican Party - Vote for not more than 1**

Choice	Party	Absentee Voting		Election Day Voting		Total	
	Cast Votes:	0	0.00%	0	0.00%	0	0.00%
	Undervotes:	103	97.17%	211	99.53%	314	98.74%
	Overvotes:	0	0.00%	0	0.00%	0	0.00%
	Invalid votes:	3	2.83%	1	0.47%	4	1.26%

**Governor - Democratic Party - Vote for not more than 1**

Choice	Party	Absentee Voting		Election Day Voting		Total	
Gretchen Whitmer		68	69.39%	96	61.15%	164	64.31%
Abdul El-Sayed		8	8.16%	35	22.29%	43	16.86%
Shri Thanedar		20	20.41%	21	13.38%	41	16.08%
William Cobbs (W)		0	0.00%	0	0.00%	0	0.00%
	Cast Votes:	96	97.96%	152	96.82%	248	97.25%
	Undervotes:	0	0.00%	3	1.91%	3	1.18%
	Overvotes:	0	0.00%	0	0.00%	0	0.00%
	Invalid votes:	2	2.04%	2	1.27%	4	1.57%

**United States Senator - Democratic Party - Vote for not more than 1**

Choice	Party	Absentee Voting		Election Day Voting		Total	
Debbie Stabenow		92	92.93%	137	85.63%	229	88.42%
	Cast Votes:	92	92.93%	137	85.63%	229	88.42%
	Undervotes:	4	4.04%	18	11.25%	22	8.49%
	Overvotes:	0	0.00%	0	0.00%	0	0.00%
	Invalid votes:	3	3.03%	5	3.13%	8	3.09%

**Precinct Results**

Election Night Reporting

Run Time 5:19 PM

Run Date 08/10/2018

**Muskegon County, Michigan**

Primary Election, Tuesday, August 7, 2018

8/7/2018

Page 26 of 502

**Official results**

Registered Voters

33693 of 125609 = 26.82 %

Precincts Reporting

67 of 67 = 100.00 %

**Dalton Township Precinct 1****Representative in Congress - Democratic Party - Vote for not more than 1**

Choice	Party	Absentee Voting		Election Day Voting		Total	
Rob Davidson		89	89.90%	127	79.87%	216	83.72%
	Cast Votes:	89	89.90%	127	79.87%	216	83.72%
	Undervotes:	7	7.07%	28	17.61%	35	13.57%
	Overvotes:	0	0.00%	0	0.00%	0	0.00%
	Invalid votes:	3	3.03%	4	2.52%	7	2.71%

**State Senator - Democratic Party - Vote for not more than 1**

Choice	Party	Absentee Voting		Election Day Voting		Total	
Collene Lamonte		56	56.00%	73	45.63%	129	49.62%
Poppy Sias-Hernandez		40	40.00%	71	44.38%	111	42.69%
	Cast Votes:	96	96.00%	144	90.00%	240	92.31%
	Undervotes:	0	0.00%	11	6.88%	11	4.23%
	Overvotes:	0	0.00%	0	0.00%	0	0.00%
	Invalid votes:	4	4.00%	5	3.13%	9	3.46%

**Representative in State Legislature 91st District - Democratic Party - Vote for not more than 1**

Choice	Party	Absentee Voting		Election Day Voting		Total	
Tanya Cabala		50	50.00%	58	36.48%	108	41.70%
Andy O'Riley		44	44.00%	87	54.72%	131	50.58%
	Cast Votes:	94	94.00%	145	91.19%	239	92.28%
	Undervotes:	2	2.00%	10	6.29%	12	4.63%
	Overvotes:	0	0.00%	0	0.00%	0	0.00%
	Invalid votes:	4	4.00%	4	2.52%	8	3.09%

**Precinct Results**

Election Night Reporting

Run Time 5:19 PM

Run Date 08/10/2018

**Muskegon County, Michigan**

Primary Election, Tuesday, August 7, 2018

8/7/2018

Page 27 of 502

**Official results**

Registered Voters

33693 of 125609 = 26.82 %

Precincts Reporting

67 of 67 = 100.00 %

**Dalton Township Precinct 1****County Commissioner District 9 - Democratic Party - Vote for not more than 1**

Choice	Party	Absentee Voting		Election Day Voting		Total	
Andrew Heykoop		43	43.00%	62	38.99%	105	40.54%
Kenneth Mahoney		49	49.00%	77	48.43%	126	48.65%
Cast Votes:		92	92.00%	139	87.42%	231	89.19%
Undervotes:		4	4.00%	16	10.06%	20	7.72%
Overvotes:		0	0.00%	0	0.00%	0	0.00%
Invalid votes:		4	4.00%	4	2.52%	8	3.09%

**Trustee Partial Term Ending 11/20/2020 - Democratic Party - Vote for not more than 1**

Choice	Party	Absentee Voting		Election Day Voting		Total	
Hillary Frank		82	81.19%	126	79.25%	208	80.00%
Cast Votes:		82	81.19%	126	79.25%	208	80.00%
Undervotes:		14	13.86%	29	18.24%	43	16.54%
Overvotes:		0	0.00%	0	0.00%	0	0.00%
Invalid votes:		5	4.95%	4	2.52%	9	3.46%

**Governor - Libertarian Party - Vote for not more than 1**

Choice	Party	Absentee Voting		Election Day Voting		Total	
Bill Gelineau		0	0.00%	1	33.33%	1	25.00%
John J. Tatar		0	0.00%	0	0.00%	0	0.00%
Cast Votes:		0	0.00%	1	33.33%	1	25.00%
Undervotes:		0	0.00%	0	0.00%	0	0.00%
Overvotes:		0	0.00%	0	0.00%	0	0.00%
Invalid votes:		1	100.00%	2	66.67%	3	75.00%

**Precinct Results**

Election Night Reporting

Run Time 5:19 PM

Run Date 08/10/2018

**Muskegon County, Michigan**

Primary Election, Tuesday, August 7, 2018

8/7/2018

Page 28 of 502

**Official results**

Registered Voters

33693 of 125609 = 26.82 %

Precincts Reporting

67 of 67 = 100.00 %

**Dalton Township Precinct 1****United States Senator - Libertarian Party - Vote for not more than 1**

Choice	Party	Absentee Voting		Election Day Voting		Total	
Tim Yow (W)		0	0.00%	0	0.00%	0	0.00%
	Cast Votes:	0	0.00%	0	0.00%	0	0.00%
	Undervotes:	0	0.00%	1	100.00%	1	100.00%
	Overvotes:	0	0.00%	0	0.00%	0	0.00%
	Invalid votes:	0	0.00%	0	0.00%	0	0.00%

**Representative in Congress - Libertarian Party - Vote for not more than 1**

Choice	Party	Absentee Voting		Election Day Voting		Total	
	Cast Votes:	0	0.00%	0	0.00%	0	0.00%
	Undervotes:	0	0.00%	1	100.00%	1	100.00%
	Overvotes:	0	0.00%	0	0.00%	0	0.00%
	Invalid votes:	0	0.00%	0	0.00%	0	0.00%

**State Senator - Libertarian Party - Vote for not more than 1**

Choice	Party	Absentee Voting		Election Day Voting		Total	
Max Riekse		0	0.00%	0	0.00%	0	0.00%
	Cast Votes:	0	0.00%	0	0.00%	0	0.00%
	Undervotes:	0	0.00%	1	50.00%	1	33.33%
	Overvotes:	0	0.00%	0	0.00%	0	0.00%
	Invalid votes:	1	100.00%	1	50.00%	2	66.67%

**Representative in State Legislature 91st District - Libertarian Party - Vote for not more than 1**

Choice	Party	Absentee Voting		Election Day Voting		Total	
	Cast Votes:	0	0.00%	0	0.00%	0	0.00%
	Undervotes:	0	0.00%	1	100.00%	1	100.00%
	Overvotes:	0	0.00%	0	0.00%	0	0.00%
	Invalid votes:	0	0.00%	0	0.00%	0	0.00%

**Precinct Results**

Election Night Reporting

Run Time 5:19 PM

Run Date 08/10/2018

**Muskegon County, Michigan**

Primary Election, Tuesday, August 7, 2018

8/7/2018

Page 31 of 502

**Official results**

Registered Voters

33693 of 125609 = 26.82 %

Precincts Reporting

67 of 67 = 100.00 %

**Dalton Township Precinct 2****Governor - Republican Party - Vote for not more than 1**

Choice	Party	Absentee Voting		Election Day Voting		Total	
Patrick Colbeck		0	0.00%	21	18.58%	21	16.15%
Brian Calley		6	35.29%	14	12.39%	20	15.38%
Jim Hines		2	11.76%	16	14.16%	18	13.85%
Bill Schuette		9	52.94%	60	53.10%	69	53.08%
Evan Space (W)		0	0.00%	0	0.00%	0	0.00%
Cast Votes:		17	100.00%	111	98.23%	128	98.46%
Undervotes:		0	0.00%	1	0.88%	1	0.77%
Overvotes:		0	0.00%	0	0.00%	0	0.00%
Invalid votes:		0	0.00%	1	0.88%	1	0.77%

**United States Senator - Republican Party - Vote for not more than 1**

Choice	Party	Absentee Voting		Election Day Voting		Total	
John James		4	22.22%	59	52.21%	63	48.09%
Sandy Pensler		13	72.22%	52	46.02%	65	49.62%
William F. White (W)		0	0.00%	0	0.00%	0	0.00%
Cast Votes:		17	94.44%	111	98.23%	128	97.71%
Undervotes:		0	0.00%	1	0.88%	1	0.76%
Overvotes:		0	0.00%	0	0.00%	0	0.00%
Invalid votes:		1	5.56%	1	0.88%	2	1.53%

**Representative in Congress - Republican Party - Vote for not more than 1**

Choice	Party	Absentee Voting		Election Day Voting		Total	
Bill Huizenga		16	94.12%	98	86.73%	114	87.69%
Cast Votes:		16	94.12%	98	86.73%	114	87.69%
Undervotes:		1	5.88%	14	12.39%	15	11.54%
Overvotes:		0	0.00%	0	0.00%	0	0.00%
Invalid votes:		0	0.00%	1	0.88%	1	0.77%

**Precinct Results**

Election Night Reporting

Run Time 5:19 PM

Run Date 08/10/2018

**Muskegon County, Michigan**

Primary Election, Tuesday, August 7, 2018

8/7/2018

Page 32 of 502

**Official results**

Registered Voters

33693 of 125609 = 26.82 %

Precincts Reporting

67 of 67 = 100.00 %

**Dalton Township Precinct 2****State Senator - Republican Party - Vote for not more than 1**

Choice	Party	Absentee Voting		Election Day Voting		Total	
Jon Bumstead		7	41.18%	56	49.56%	63	48.46%
Holly Hughes		9	52.94%	53	46.90%	62	47.69%
Cast Votes:		16	94.12%	109	96.46%	125	96.15%
Undervotes:		1	5.88%	2	1.77%	3	2.31%
Overvotes:		0	0.00%	1	0.88%	1	0.77%
Invalid votes:		0	0.00%	1	0.88%	1	0.77%

**Representative in State Legislature 91st District - Republican Party - Vote for not more than 1**

Choice	Party	Absentee Voting		Election Day Voting		Total	
Alan W. Jager		6	35.29%	42	37.17%	48	36.92%
Greg VanWoerkom		10	58.82%	67	59.29%	77	59.23%
Cast Votes:		16	94.12%	109	96.46%	125	96.15%
Undervotes:		1	5.88%	3	2.65%	4	3.08%
Overvotes:		0	0.00%	0	0.00%	0	0.00%
Invalid votes:		0	0.00%	1	0.88%	1	0.77%

**County Commissioner District 9 - Republican Party - Vote for not more than 1**

Choice	Party	Absentee Voting		Election Day Voting		Total	
Richard A. Holman		5	29.41%	66	58.41%	71	54.62%
Eric Rothoff		9	52.94%	33	29.20%	42	32.31%
Cast Votes:		14	82.35%	99	87.61%	113	86.92%
Undervotes:		3	17.65%	13	11.50%	16	12.31%
Overvotes:		0	0.00%	0	0.00%	0	0.00%
Invalid votes:		0	0.00%	1	0.88%	1	0.77%

**Precinct Results**

Election Night Reporting

Run Time 5:19 PM

Run Date 08/10/2018

**Muskegon County, Michigan**

Primary Election, Tuesday, August 7, 2018

8/7/2018

Page 33 of 502

**Official results**

Registered Voters

33693 of 125609 = 26.82 %

Precincts Reporting

67 of 67 = 100.00 %

**Dalton Township Precinct 2****Trustee Partial Term Ending 11/20/2020 - Republican Party - Vote for not more than 1**

Choice	Party	Absentee Voting		Election Day Voting		Total	
	Cast Votes:	0	0.00%	0	0.00%	0	0.00%
	Undervotes:	17	100.00%	112	100.00%	129	100.00%
	Overvotes:	0	0.00%	0	0.00%	0	0.00%
	Invalid votes:	0	0.00%	0	0.00%	0	0.00%

**Governor - Democratic Party - Vote for not more than 1**

Choice	Party	Absentee Voting		Election Day Voting		Total	
Gretchen Whitmer		16	57.14%	63	44.06%	79	46.20%
Abdul El-Sayed		3	10.71%	50	34.97%	53	30.99%
Shri Thanedar		8	28.57%	27	18.88%	35	20.47%
William Cobbs (W)		0	0.00%	0	0.00%	0	0.00%
	Cast Votes:	27	96.43%	140	97.90%	167	97.66%
	Undervotes:	0	0.00%	3	2.10%	3	1.75%
	Overvotes:	0	0.00%	0	0.00%	0	0.00%
	Invalid votes:	1	3.57%	0	0.00%	1	0.58%

**United States Senator - Democratic Party - Vote for not more than 1**

Choice	Party	Absentee Voting		Election Day Voting		Total	
Debbie Stabenow		24	85.71%	124	86.71%	148	86.55%
	Cast Votes:	24	85.71%	124	86.71%	148	86.55%
	Undervotes:	3	10.71%	19	13.29%	22	12.87%
	Overvotes:	0	0.00%	0	0.00%	0	0.00%
	Invalid votes:	1	3.57%	0	0.00%	1	0.58%

**Precinct Results**

Election Night Reporting

Run Time 5:19 PM

Run Date 08/10/2018

**Muskegon County, Michigan**

Primary Election, Tuesday, August 7, 2018

8/7/2018

Page 34 of 502

**Official results**

Registered Voters

33693 of 125609 = 26.82 %

Precincts Reporting

67 of 67 = 100.00 %

**Dalton Township Precinct 2****Representative in Congress - Democratic Party - Vote for not more than 1**

Choice	Party	Absentee Voting		Election Day Voting		Total	
Rob Davidson		24	88.89%	117	81.82%	141	82.94%
	Cast Votes:	24	88.89%	117	81.82%	141	82.94%
	Undervotes:	3	11.11%	26	18.18%	29	17.06%
	Overvotes:	0	0.00%	0	0.00%	0	0.00%
	Invalid votes:	0	0.00%	0	0.00%	0	0.00%

**State Senator - Democratic Party - Vote for not more than 1**

Choice	Party	Absentee Voting		Election Day Voting		Total	
Collene Lamonte		17	60.71%	77	53.85%	94	54.97%
Poppy Sias-Hernandez		10	35.71%	52	36.36%	62	36.26%
	Cast Votes:	27	96.43%	129	90.21%	156	91.23%
	Undervotes:	0	0.00%	13	9.09%	13	7.60%
	Overvotes:	0	0.00%	1	0.70%	1	0.58%
	Invalid votes:	1	3.57%	0	0.00%	1	0.58%

**Representative in State Legislature 91st District - Democratic Party - Vote for not more than 1**

Choice	Party	Absentee Voting		Election Day Voting		Total	
Tanya Cabala		19	67.86%	68	47.55%	87	50.88%
Andy O'Riley		8	28.57%	67	46.85%	75	43.86%
	Cast Votes:	27	96.43%	135	94.41%	162	94.74%
	Undervotes:	0	0.00%	8	5.59%	8	4.68%
	Overvotes:	0	0.00%	0	0.00%	0	0.00%
	Invalid votes:	1	3.57%	0	0.00%	1	0.58%



**Precinct Results**

Election Night Reporting

Run Time 5:19 PM

Run Date 08/10/2018

**Muskegon County, Michigan**

Primary Election, Tuesday, August 7, 2018

8/7/2018

Page 35 of 502

**Official results**

Registered Voters

33693 of 125609 = 26.82 %

Precincts Reporting

67 of 67 = 100.00 %

**Dalton Township Precinct 2****County Commissioner District 9 - Democratic Party - Vote for not more than 1**

Choice	Party	Absentee Voting		Election Day Voting		Total	
Andrew Heykoop		13	46.43%	63	44.06%	76	44.44%
Kenneth Mahoney		13	46.43%	70	48.95%	83	48.54%
Cast Votes:		26	92.86%	133	93.01%	159	92.98%
Undervotes:		1	3.57%	10	6.99%	11	6.43%
Overvotes:		0	0.00%	0	0.00%	0	0.00%
Invalid votes:		1	3.57%	0	0.00%	1	0.58%

**Trustee Partial Term Ending 11/20/2020 - Democratic Party - Vote for not more than 1**

Choice	Party	Absentee Voting		Election Day Voting		Total	
Hillary Frank		24	88.89%	114	79.17%	138	80.70%
Cast Votes:		24	88.89%	114	79.17%	138	80.70%
Undervotes:		3	11.11%	29	20.14%	32	18.71%
Overvotes:		0	0.00%	0	0.00%	0	0.00%
Invalid votes:		0	0.00%	1	0.69%	1	0.58%

**Governor - Libertarian Party - Vote for not more than 1**

Choice	Party	Absentee Voting		Election Day Voting		Total	
Bill Gelineau		0	0.00%	0	0.00%	0	0.00%
John J. Tatar		0	0.00%	1	100.00%	1	100.00%
Cast Votes:		0	0.00%	1	100.00%	1	100.00%
Undervotes:		0	0.00%	0	0.00%	0	0.00%
Overvotes:		0	0.00%	0	0.00%	0	0.00%
Invalid votes:		0	0.00%	0	0.00%	0	0.00%

**Precinct Results**

Election Night Reporting

Run Time 5:19 PM

Run Date 08/10/2018

**Muskegon County, Michigan**

Primary Election, Tuesday, August 7, 2018

8/7/2018

Page 36 of 502

**Official results**

Registered Voters

33693 of 125609 = 26.82 %

Precincts Reporting

67 of 67 = 100.00 %

**Dalton Township Precinct 2****United States Senator - Libertarian Party - Vote for not more than 1**

Choice	Party	Absentee Voting		Election Day Voting		Total	
Tim Yow (W)		0	0.00%	0	0.00%	0	0.00%
	Cast Votes:	0	0.00%	0	0.00%	0	0.00%
	Undervotes:	0	0.00%	1	100.00%	1	100.00%
	Overvotes:	0	0.00%	0	0.00%	0	0.00%
	Invalid votes:	0	0.00%	0	0.00%	0	0.00%

**Representative in Congress - Libertarian Party - Vote for not more than 1**

Choice	Party	Absentee Voting		Election Day Voting		Total	
	Cast Votes:	0	0.00%	0	0.00%	0	0.00%
	Undervotes:	0	0.00%	1	100.00%	1	100.00%
	Overvotes:	0	0.00%	0	0.00%	0	0.00%
	Invalid votes:	0	0.00%	0	0.00%	0	0.00%

**State Senator - Libertarian Party - Vote for not more than 1**

Choice	Party	Absentee Voting		Election Day Voting		Total	
Max Riekse		0	0.00%	0	0.00%	0	0.00%
	Cast Votes:	0	0.00%	0	0.00%	0	0.00%
	Undervotes:	0	0.00%	1	100.00%	1	100.00%
	Overvotes:	0	0.00%	0	0.00%	0	0.00%
	Invalid votes:	0	0.00%	0	0.00%	0	0.00%

**Representative in State Legislature 91st District - Libertarian Party - Vote for not more than 1**

Choice	Party	Absentee Voting		Election Day Voting		Total	
	Cast Votes:	0	0.00%	0	0.00%	0	0.00%
	Undervotes:	0	0.00%	1	100.00%	1	100.00%
	Overvotes:	0	0.00%	0	0.00%	0	0.00%
	Invalid votes:	0	0.00%	0	0.00%	0	0.00%

**Precinct Results**

Election Night Reporting

Run Time 5:19 PM

Run Date 08/10/2018

**Muskegon County, Michigan**

Primary Election, Tuesday, August 7, 2018

8/7/2018

Page 39 of 502

**Official results**

Registered Voters

33693 of 125609 = 26.82 %

Precincts Reporting

67 of 67 = 100.00 %

**Dalton Township Precinct 3****Governor - Republican Party - Vote for not more than 1**

Choice	Party	Absentee Voting		Election Day Voting		Total	
Patrick Colbeck		2	6.25%	12	13.95%	14	11.86%
Brian Calley		7	21.88%	13	15.12%	20	16.95%
Jim Hines		8	25.00%	10	11.63%	18	15.25%
Bill Schuette		15	46.88%	49	56.98%	64	54.24%
Evan Space (W)		0	0.00%	0	0.00%	0	0.00%
Cast Votes:		32	100.00%	84	97.67%	116	98.31%
Undervotes:		0	0.00%	1	1.16%	1	0.85%
Overvotes:		0	0.00%	0	0.00%	0	0.00%
Invalid votes:		0	0.00%	1	1.16%	1	0.85%

**United States Senator - Republican Party - Vote for not more than 1**

Choice	Party	Absentee Voting		Election Day Voting		Total	
John James		7	20.59%	48	55.17%	55	45.45%
Sandy Pensler		24	70.59%	33	37.93%	57	47.11%
William F. White (W)		0	0.00%	0	0.00%	0	0.00%
Cast Votes:		31	91.18%	81	93.10%	112	92.56%
Undervotes:		1	2.94%	4	4.60%	5	4.13%
Overvotes:		0	0.00%	0	0.00%	0	0.00%
Invalid votes:		2	5.88%	2	2.30%	4	3.31%

**Representative in Congress - Republican Party - Vote for not more than 1**

Choice	Party	Absentee Voting		Election Day Voting		Total	
Bill Huizenga		26	78.79%	71	83.53%	97	82.20%
Cast Votes:		26	78.79%	71	83.53%	97	82.20%
Undervotes:		6	18.18%	14	16.47%	20	16.95%
Overvotes:		0	0.00%	0	0.00%	0	0.00%
Invalid votes:		1	3.03%	0	0.00%	1	0.85%

**Precinct Results**

Election Night Reporting

Run Time 5:19 PM

Run Date 08/10/2018

**Muskegon County, Michigan**

Primary Election, Tuesday, August 7, 2018

8/7/2018

Page 40 of 502

**Official results**

Registered Voters

33693 of 125609 = 26.82 %

Precincts Reporting

67 of 67 = 100.00 %

**Dalton Township Precinct 3****State Senator - Republican Party - Vote for not more than 1**

Choice	Party	Absentee Voting		Election Day Voting		Total	
Jon Burnstead		10	30.30%	39	44.83%	49	40.83%
Holly Hughes		21	63.64%	46	52.87%	67	55.83%
Cast Votes:		31	93.94%	85	97.70%	116	96.67%
Undervotes:		1	3.03%	0	0.00%	1	0.83%
Overvotes:		0	0.00%	0	0.00%	0	0.00%
Invalid votes:		1	3.03%	2	2.30%	3	2.50%

**Representative in State Legislature 91st District - Republican Party - Vote for not more than 1**

Choice	Party	Absentee Voting		Election Day Voting		Total	
Alan W. Jager		8	22.86%	27	31.40%	35	28.93%
Greg VanWoerkom		21	60.00%	52	60.47%	73	60.33%
Cast Votes:		29	82.86%	79	91.86%	108	89.26%
Undervotes:		3	8.57%	6	6.98%	9	7.44%
Overvotes:		0	0.00%	0	0.00%	0	0.00%
Invalid votes:		3	8.57%	1	1.16%	4	3.31%

**County Commissioner District 8 - Republican Party - Vote for not more than 1**

Choice	Party	Absentee Voting		Election Day Voting		Total	
John Snider		26	78.79%	64	75.29%	90	76.27%
Cast Votes:		26	78.79%	64	75.29%	90	76.27%
Undervotes:		6	18.18%	21	24.71%	27	22.88%
Overvotes:		0	0.00%	0	0.00%	0	0.00%
Invalid votes:		1	3.03%	0	0.00%	1	0.85%

**Precinct Results**

Election Night Reporting

Run Time 5:19 PM

Run Date 08/10/2018

**Muskegon County, Michigan**

Primary Election, Tuesday, August 7, 2018

8/7/2018

Page 41 of 502

**Official results**

Registered Voters

33693 of 125609 = 26.82 %

Precincts Reporting

67 of 67 = 100.00 %

**Dalton Township Precinct 3****Trustee Partial Term Ending 11/20/2020 - Republican Party - Vote for not more than 1**

Choice	Party	Absentee Voting		Election Day Voting		Total	
	Cast Votes:	0	0.00%	0	0.00%	0	0.00%
	Undervotes:	32	100.00%	85	100.00%	117	100.00%
	Overvotes:	0	0.00%	0	0.00%	0	0.00%
	Invalid votes:	0	0.00%	0	0.00%	0	0.00%

**Governor - Democratic Party - Vote for not more than 1**

Choice	Party	Absentee Voting		Election Day Voting		Total	
Gretchen Whitmer		29	61.70%	39	50.00%	68	54.40%
Abdul El-Sayed		5	10.64%	25	32.05%	30	24.00%
Shri Thanedar		10	21.28%	13	16.67%	23	18.40%
William Cobbs (W)		0	0.00%	0	0.00%	0	0.00%
	Cast Votes:	44	93.62%	77	98.72%	121	96.80%
	Undervotes:	0	0.00%	0	0.00%	0	0.00%
	Overvotes:	0	0.00%	0	0.00%	0	0.00%
	Invalid votes:	3	6.38%	1	1.28%	4	3.20%

**United States Senator - Democratic Party - Vote for not more than 1**

Choice	Party	Absentee Voting		Election Day Voting		Total	
Debbie Stabenow		44	97.78%	69	89.61%	113	92.62%
	Cast Votes:	44	97.78%	69	89.61%	113	92.62%
	Undervotes:	0	0.00%	8	10.39%	8	6.56%
	Overvotes:	0	0.00%	0	0.00%	0	0.00%
	Invalid votes:	1	2.22%	0	0.00%	1	0.82%

**Precinct Results**

Election Night Reporting

Run Time 5:19 PM

Run Date 08/10/2018

**Muskegon County, Michigan**

Primary Election, Tuesday, August 7, 2018

8/7/2018

Page 42 of 502

**Official results**

Registered Voters

33693 of 125609 = 26.82 %

Precincts Reporting

67 of 67 = 100.00 %

**Dalton Township Precinct 3****Representative in Congress - Democratic Party - Vote for not more than 1**

Choice	Party	Absentee Voting		Election Day Voting		Total	
Rob Davidson		41	89.13%	65	84.42%	106	86.18%
	Cast Votes:	41	89.13%	65	84.42%	106	86.18%
	Undervotes:	3	6.52%	12	15.58%	15	12.20%
	Overvotes:	0	0.00%	0	0.00%	0	0.00%
	Invalid votes:	2	4.35%	0	0.00%	2	1.63%

**State Senator - Democratic Party - Vote for not more than 1**

Choice	Party	Absentee Voting		Election Day Voting		Total	
Collene Lamonte		27	58.70%	34	43.59%	61	49.19%
Poppy Sias-Hernandez		16	34.78%	40	51.28%	56	45.16%
	Cast Votes:	43	93.48%	74	94.87%	117	94.35%
	Undervotes:	0	0.00%	3	3.85%	3	2.42%
	Overvotes:	1	2.17%	0	0.00%	1	0.81%
	Invalid votes:	2	4.35%	1	1.28%	3	2.42%

**Representative in State Legislature 91st District - Democratic Party - Vote for not more than 1**

Choice	Party	Absentee Voting		Election Day Voting		Total	
Tanya Cabala		30	66.67%	31	39.24%	61	49.19%
Andy O'Riley		13	28.89%	41	51.90%	54	43.55%
	Cast Votes:	43	95.56%	72	91.14%	115	92.74%
	Undervotes:	0	0.00%	5	6.33%	5	4.03%
	Overvotes:	1	2.22%	0	0.00%	1	0.81%
	Invalid votes:	1	2.22%	2	2.53%	3	2.42%

**Precinct Results**

Election Night Reporting

Run Time 5:19 PM

Run Date 08/10/2018

**Muskegon County, Michigan**

Primary Election, Tuesday, August 7, 2018

8/7/2018

Page 43 of 502

**Official results**

Registered Voters

33693 of 125609 = 26.82 %

Precincts Reporting

67 of 67 = 100.00 %

**Dalton Township Precinct 3****County Commissioner District 8 - Democratic Party - Vote for not more than 1**

Choice	Party	Absentee Voting		Election Day Voting		Total	
Sean P. Mullally		42	93.33%	62	79.49%	104	84.55%
Kimon Kotos (W)		0	0.00%	0	0.00%	0	0.00%
Lea Markowski (W)		0	0.00%	5	6.41%	5	4.07%
Cast Votes:		42	93.33%	67	85.90%	109	88.62%
Undervotes:		2	4.44%	10	12.82%	12	9.76%
Overvotes:		0	0.00%	0	0.00%	0	0.00%
Invalid votes:		1	2.22%	1	1.28%	2	1.63%

**Trustee Partial Term Ending 11/20/2020 - Democratic Party - Vote for not more than 1**

Choice	Party	Absentee Voting		Election Day Voting		Total	
Hillary Frank		40	86.96%	66	85.71%	106	86.18%
Cast Votes:		40	86.96%	66	85.71%	106	86.18%
Undervotes:		4	8.70%	11	14.29%	15	12.20%
Overvotes:		0	0.00%	0	0.00%	0	0.00%
Invalid votes:		2	4.35%	0	0.00%	2	1.63%

**Governor - Libertarian Party - Vote for not more than 1**

Choice	Party	Absentee Voting		Election Day Voting		Total	
Bill Gelineau		0	0.00%	1	100.00%	1	100.00%
John J. Tatar		0	0.00%	0	0.00%	0	0.00%
Cast Votes:		0	0.00%	1	100.00%	1	100.00%
Undervotes:		0	0.00%	0	0.00%	0	0.00%
Overvotes:		0	0.00%	0	0.00%	0	0.00%
Invalid votes:		0	0.00%	0	0.00%	0	0.00%

**Precinct Results**

Election Night Reporting

Run Time 5:19 PM

Run Date 08/10/2018

**Muskegon County, Michigan**

Primary Election, Tuesday, August 7, 2018

8/7/2018

Page 44 of 502

**Official results**

Registered Voters

33693 of 125609 = 26.82 %

Precincts Reporting

67 of 67 = 100.00 %

**Dalton Township Precinct 3****United States Senator - Libertarian Party - Vote for not more than 1**

Choice	Party	Absentee Voting		Election Day Voting		Total	
Tim Yow (W)		0	0.00%	0	0.00%	0	0.00%
	Cast Votes:	0	0.00%	0	0.00%	0	0.00%
	Undervotes:	0	0.00%	1	100.00%	1	100.00%
	Overvotes:	0	0.00%	0	0.00%	0	0.00%
	Invalid votes:	0	0.00%	0	0.00%	0	0.00%

**Representative in Congress - Libertarian Party - Vote for not more than 1**

Choice	Party	Absentee Voting		Election Day Voting		Total	
	Cast Votes:	0	0.00%	0	0.00%	0	0.00%
	Undervotes:	0	0.00%	1	100.00%	1	100.00%
	Overvotes:	0	0.00%	0	0.00%	0	0.00%
	Invalid votes:	0	0.00%	0	0.00%	0	0.00%

**State Senator - Libertarian Party - Vote for not more than 1**

Choice	Party	Absentee Voting		Election Day Voting		Total	
Max Riekse		0	0.00%	0	0.00%	0	0.00%
	Cast Votes:	0	0.00%	0	0.00%	0	0.00%
	Undervotes:	0	0.00%	1	100.00%	1	100.00%
	Overvotes:	0	0.00%	0	0.00%	0	0.00%
	Invalid votes:	0	0.00%	0	0.00%	0	0.00%

**Representative in State Legislature 91st District - Libertarian Party - Vote for not more than 1**

Choice	Party	Absentee Voting		Election Day Voting		Total	
	Cast Votes:	0	0.00%	0	0.00%	0	0.00%
	Undervotes:	0	0.00%	1	100.00%	1	100.00%
	Overvotes:	0	0.00%	0	0.00%	0	0.00%
	Invalid votes:	0	0.00%	0	0.00%	0	0.00%



**Precinct Results**

Election Night Reporting

Run Time 5:19 PM

Run Date 08/10/2018

**Muskegon County, Michigan**

Primary Election, Tuesday, August 7, 2018

8/7/2018

Page 47 of 502

**Official results**

Registered Voters

33693 of 125609 = 26.82 %

Precincts Reporting

67 of 67 = 100.00 %

**Dalton Township Precinct 4****Governor - Republican Party - Vote for not more than 1**

Choice	Party	Absentee Voting		Election Day Voting		Total	
Patrick Colbeck		5	6.25%	29	15.93%	34	12.98%
Brian Calley		14	17.50%	24	13.19%	38	14.50%
Jim Hines		19	23.75%	28	15.38%	47	17.94%
Bill Schuette		37	46.25%	95	52.20%	132	50.38%
Evan Space (W)		0	0.00%	0	0.00%	0	0.00%
Cast Votes:		75	93.75%	176	96.70%	251	95.80%
Undervotes:		1	1.25%	0	0.00%	1	0.38%
Overvotes:		0	0.00%	2	1.10%	2	0.76%
Invalid votes:		4	5.00%	4	2.20%	8	3.05%

**United States Senator - Republican Party - Vote for not more than 1**

Choice	Party	Absentee Voting		Election Day Voting		Total	
John James		28	35.44%	106	58.24%	134	51.34%
Sandy Pensler		42	53.16%	66	36.26%	108	41.38%
William F. White (W)		0	0.00%	0	0.00%	0	0.00%
Cast Votes:		70	88.61%	172	94.51%	242	92.72%
Undervotes:		6	7.59%	5	2.75%	11	4.21%
Overvotes:		0	0.00%	1	0.55%	1	0.38%
Invalid votes:		3	3.80%	4	2.20%	7	2.68%

**Representative in Congress - Republican Party - Vote for not more than 1**

Choice	Party	Absentee Voting		Election Day Voting		Total	
Bill Huizenga		65	82.28%	159	87.85%	224	86.15%
Cast Votes:		65	82.28%	159	87.85%	224	86.15%
Undervotes:		11	13.92%	19	10.50%	30	11.54%
Overvotes:		0	0.00%	0	0.00%	0	0.00%
Invalid votes:		3	3.80%	3	1.66%	6	2.31%

**Precinct Results**

Election Night Reporting

Run Time 5:19 PM

Run Date 08/10/2018

**Muskegon County, Michigan**

Primary Election, Tuesday, August 7, 2018

8/7/2018

Page 48 of 502

**Official results**

Registered Voters

33693 of 125609 = 26.82 %

Precincts Reporting

67 of 67 = 100.00 %

**Dalton Township Precinct 4****State Senator - Republican Party - Vote for not more than 1**

Choice	Party	Absentee Voting		Election Day Voting		Total	
Jon Bumstead		25	31.65%	80	43.72%	105	40.08%
Holly Hughes		47	59.49%	95	51.91%	142	54.20%
Cast Votes:		72	91.14%	175	95.63%	247	94.27%
Undervotes:		3	3.80%	2	1.09%	5	1.91%
Overvotes:		1	1.27%	1	0.55%	2	0.76%
Invalid votes:		3	3.80%	5	2.73%	8	3.05%

**Representative in State Legislature 91st District - Republican Party - Vote for not more than 1**

Choice	Party	Absentee Voting		Election Day Voting		Total	
Alan W. Jager		18	22.78%	53	29.12%	71	27.20%
Greg VanWoerkom		50	63.29%	113	62.09%	163	62.45%
Cast Votes:		68	86.08%	166	91.21%	234	89.66%
Undervotes:		8	10.13%	12	6.59%	20	7.66%
Overvotes:		0	0.00%	0	0.00%	0	0.00%
Invalid votes:		3	3.80%	4	2.20%	7	2.68%

**County Commissioner District 9 - Republican Party - Vote for not more than 1**

Choice	Party	Absentee Voting		Election Day Voting		Total	
Richard A. Holman		18	22.78%	58	32.04%	76	29.23%
Eric Rothoff		37	46.84%	80	44.20%	117	45.00%
Cast Votes:		55	69.62%	138	76.24%	193	74.23%
Undervotes:		21	26.58%	40	22.10%	61	23.46%
Overvotes:		0	0.00%	0	0.00%	0	0.00%
Invalid votes:		3	3.80%	3	1.66%	6	2.31%

**Precinct Results**

Election Night Reporting

Run Time 5:19 PM

Run Date 08/10/2018

**Muskegon County, Michigan**

Primary Election, Tuesday, August 7, 2018

8/7/2018

Page 49 of 502

**Official results**

Registered Voters

33693 of 125609 = 26.82 %

Precincts Reporting

67 of 67 = 100.00 %

**Dalton Township Precinct 4****Trustee Partial Term Ending 11/20/2020 - Republican Party - Vote for not more than 1**

Choice	Party	Absentee Voting		Election Day Voting		Total	
Cast Votes:		0	0.00%	0	0.00%	0	0.00%
Undervotes:		76	100.00%	178	100.00%	254	100.00%
Overvotes:		0	0.00%	0	0.00%	0	0.00%
Invalid votes:		0	0.00%	0	0.00%	0	0.00%

**Governor - Democratic Party - Vote for not more than 1**

Choice	Party	Absentee Voting		Election Day Voting		Total	
Gretchen Whitmer		58	57.43%	99	57.23%	157	57.30%
Abdul El-Sayed		9	8.91%	39	22.54%	48	17.52%
Shri Thanedar		31	30.69%	29	16.76%	60	21.90%
William Cobbs (W)		0	0.00%	0	0.00%	0	0.00%
Cast Votes:		98	97.03%	167	96.53%	265	96.72%
Undervotes:		0	0.00%	2	1.16%	2	0.73%
Overvotes:		0	0.00%	1	0.58%	1	0.36%
Invalid votes:		3	2.97%	3	1.73%	6	2.19%

**United States Senator - Democratic Party - Vote for not more than 1**

Choice	Party	Absentee Voting		Election Day Voting		Total	
Debbie Stabenow		90	88.24%	148	85.55%	238	86.55%
Cast Votes:		90	88.24%	148	85.55%	238	86.55%
Undervotes:		8	7.84%	22	12.72%	30	10.91%
Overvotes:		0	0.00%	0	0.00%	0	0.00%
Invalid votes:		4	3.92%	3	1.73%	7	2.55%

**Precinct Results**

Election Night Reporting

Run Time 5:19 PM

Run Date 08/10/2018

**Muskegon County, Michigan**

Primary Election, Tuesday, August 7, 2018

8/7/2018

Page 50 of 502

**Official results**

Registered Voters

33693 of 125609 = 26.82 %

Precincts Reporting

67 of 67 = 100.00 %

**Dalton Township Precinct 4****Representative in Congress - Democratic Party - Vote for not more than 1**

Choice	Party	Absentee Voting		Election Day Voting		Total	
Rob Davidson		89	88.12%	136	79.53%	225	82.72%
	Cast Votes:	89	88.12%	136	79.53%	225	82.72%
	Undervotes:	9	8.91%	34	19.88%	43	15.81%
	Overvotes:	0	0.00%	0	0.00%	0	0.00%
	Invalid votes:	3	2.97%	1	0.58%	4	1.47%

**State Senator - Democratic Party - Vote for not more than 1**

Choice	Party	Absentee Voting		Election Day Voting		Total	
Collene Lamonte		51	50.50%	64	36.99%	115	41.97%
Poppy Sias-Hernandez		45	44.55%	100	57.80%	145	52.92%
	Cast Votes:	96	95.05%	164	94.80%	260	94.89%
	Undervotes:	2	1.98%	6	3.47%	8	2.92%
	Overvotes:	0	0.00%	0	0.00%	0	0.00%
	Invalid votes:	3	2.97%	3	1.73%	6	2.19%

**Representative in State Legislature 91st District - Democratic Party - Vote for not more than 1**

Choice	Party	Absentee Voting		Election Day Voting		Total	
Tanya Cabala		60	58.82%	65	37.57%	125	45.45%
Andy O'Riley		37	36.27%	92	53.18%	129	46.91%
	Cast Votes:	97	95.10%	157	90.75%	254	92.36%
	Undervotes:	1	0.98%	12	6.94%	13	4.73%
	Overvotes:	0	0.00%	1	0.58%	1	0.36%
	Invalid votes:	4	3.92%	3	1.73%	7	2.55%

**Precinct Results**

Election Night Reporting

Run Time 5:19 PM

Run Date 08/10/2018

**Muskegon County, Michigan**

Primary Election, Tuesday, August 7, 2018

8/7/2018

Page 51 of 502

**Official results**

Registered Voters

33693 of 125609 = 26.82 %

Precincts Reporting

67 of 67 = 100.00 %

**Dalton Township Precinct 4****County Commissioner District 9 - Democratic Party - Vote for not more than 1**

Choice	Party	Absentee Voting		Election Day Voting		Total	
Andrew Heykoop		32	31.37%	59	34.10%	91	33.09%
Kenneth Mahoney		59	57.84%	86	49.71%	145	52.73%
Cast Votes:		91	89.22%	145	83.82%	236	85.82%
Undervotes:		7	6.86%	23	13.29%	30	10.91%
Overvotes:		0	0.00%	2	1.16%	2	0.73%
Invalid votes:		4	3.92%	3	1.73%	7	2.55%

**Trustee Partial Term Ending 11/20/2020 - Democratic Party - Vote for not more than 1**

Choice	Party	Absentee Voting		Election Day Voting		Total	
Hillary Frank		83	81.37%	139	80.81%	222	81.02%
Cast Votes:		83	81.37%	139	80.81%	222	81.02%
Undervotes:		15	14.71%	31	18.02%	46	16.79%
Overvotes:		0	0.00%	0	0.00%	0	0.00%
Invalid votes:		4	3.92%	2	1.16%	6	2.19%

**Governor - Libertarian Party - Vote for not more than 1**

Choice	Party	Absentee Voting		Election Day Voting		Total	
Bill Gelineau		0	0.00%	1	33.33%	1	20.00%
John J. Tatar		0	0.00%	0	0.00%	0	0.00%
Cast Votes:		0	0.00%	1	33.33%	1	20.00%
Undervotes:		0	0.00%	0	0.00%	0	0.00%
Overvotes:		0	0.00%	0	0.00%	0	0.00%
Invalid votes:		2	100.00%	2	66.67%	4	80.00%

**Precinct Results**

Election Night Reporting

Run Time 5:19 PM

Run Date 08/10/2018

**Muskegon County, Michigan**

Primary Election, Tuesday, August 7, 2018

8/7/2018

Page 52 of 502

**Official results**

Registered Voters

33693 of 125609 = 26.82 %

Precincts Reporting

67 of 67 = 100.00 %

**Dalton Township Precinct 4****United States Senator - Libertarian Party - Vote for not more than 1**

Choice	Party	Absentee Voting		Election Day Voting		Total	
Tim Yow (W)		0	0.00%	0	0.00%	0	0.00%
	Cast Votes:	0	0.00%	0	0.00%	0	0.00%
	Undervotes:	0	0.00%	1	100.00%	1	50.00%
	Overvotes:	0	0.00%	0	0.00%	0	0.00%
	Invalid votes:	1	100.00%	0	0.00%	1	50.00%

**Representative in Congress - Libertarian Party - Vote for not more than 1**

Choice	Party	Absentee Voting		Election Day Voting		Total	
	Cast Votes:	0	0.00%	0	0.00%	0	0.00%
	Undervotes:	0	0.00%	1	100.00%	1	50.00%
	Overvotes:	0	0.00%	0	0.00%	0	0.00%
	Invalid votes:	1	100.00%	0	0.00%	1	50.00%

**State Senator - Libertarian Party - Vote for not more than 1**

Choice	Party	Absentee Voting		Election Day Voting		Total	
Max Riekse		0	0.00%	1	100.00%	1	33.33%
	Cast Votes:	0	0.00%	1	100.00%	1	33.33%
	Undervotes:	0	0.00%	0	0.00%	0	0.00%
	Overvotes:	0	0.00%	0	0.00%	0	0.00%
	Invalid votes:	2	100.00%	0	0.00%	2	66.67%

**Representative in State Legislature 91st District - Libertarian Party - Vote for not more than 1**

Choice	Party	Absentee Voting		Election Day Voting		Total	
	Cast Votes:	0	0.00%	0	0.00%	0	0.00%
	Undervotes:	0	0.00%	1	100.00%	1	50.00%
	Overvotes:	0	0.00%	0	0.00%	0	0.00%
	Invalid votes:	1	100.00%	0	0.00%	1	50.00%

**Precinct Results**

Election Night Reporting

Run Time 5:19 PM

Run Date 08/10/2018

**Muskegon County, Michigan**

Primary Election, Tuesday, August 7, 2018

8/7/2018

Page 55 of 502

**Official results**

Registered Voters

33693 of 125609 = 26.82 %

Precincts Reporting

67 of 67 = 100.00 %

**Egelston Township Precinct 1****Governor - Republican Party - Vote for not more than 1**

Choice	Party	Absentee Voting		Election Day Voting		Total	
Patrick Colbeck		0	0.00%	29	13.24%	29	13.24%
Brian Calley		0	0.00%	42	19.18%	42	19.18%
Jim Hines		0	0.00%	21	9.59%	21	9.59%
Bill Schuette		0	0.00%	117	53.42%	117	53.42%
Evan Space (W)		0	0.00%	0	0.00%	0	0.00%
Cast Votes:		0	0.00%	209	95.43%	209	95.43%
Undervotes:		0	0.00%	6	2.74%	6	2.74%
Overvotes:		0	0.00%	1	0.46%	1	0.46%
Invalid votes:		0	0.00%	3	1.37%	3	1.37%

**United States Senator - Republican Party - Vote for not more than 1**

Choice	Party	Absentee Voting		Election Day Voting		Total	
John James		0	0.00%	95	43.38%	95	43.38%
Sandy Pensler		0	0.00%	110	50.23%	110	50.23%
William F. White (W)		0	0.00%	0	0.00%	0	0.00%
Cast Votes:		0	0.00%	205	93.61%	205	93.61%
Undervotes:		0	0.00%	11	5.02%	11	5.02%
Overvotes:		0	0.00%	0	0.00%	0	0.00%
Invalid votes:		0	0.00%	3	1.37%	3	1.37%

**Representative in Congress - Republican Party - Vote for not more than 1**

Choice	Party	Absentee Voting		Election Day Voting		Total	
Bill Huizenga		0	0.00%	175	79.91%	175	79.91%
Cast Votes:		0	0.00%	175	79.91%	175	79.91%
Undervotes:		0	0.00%	41	18.72%	41	18.72%
Overvotes:		0	0.00%	0	0.00%	0	0.00%
Invalid votes:		0	0.00%	3	1.37%	3	1.37%

**Precinct Results**

Election Night Reporting

Run Time 5:19 PM

Run Date 08/10/2018

**Muskegon County, Michigan**

Primary Election, Tuesday, August 7, 2018

8/7/2018

Page 56 of 502

**Official results**

Registered Voters

33693 of 125609 = 26.82 %

Precincts Reporting

67 of 67 = 100.00 %

**Egelston Township Precinct 1****State Senator - Republican Party - Vote for not more than 1**

Choice	Party	Absentee Voting		Election Day Voting		Total	
Jon Bumstead		0	0.00%	102	46.36%	102	46.36%
Holly Hughes		0	0.00%	112	50.91%	112	50.91%
Cast Votes:		0	0.00%	214	97.27%	214	97.27%
Undervotes:		0	0.00%	2	0.91%	2	0.91%
Overvotes:		0	0.00%	0	0.00%	0	0.00%
Invalid votes:		0	0.00%	4	1.82%	4	1.82%

**Representative in State Legislature 91st District - Republican Party - Vote for not more than 1**

Choice	Party	Absentee Voting		Election Day Voting		Total	
Alan W. Jager		0	0.00%	55	25.00%	55	25.00%
Greg VanWoerkom		0	0.00%	139	63.18%	139	63.18%
Cast Votes:		0	0.00%	194	88.18%	194	88.18%
Undervotes:		0	0.00%	22	10.00%	22	10.00%
Overvotes:		0	0.00%	0	0.00%	0	0.00%
Invalid votes:		0	0.00%	4	1.82%	4	1.82%

**County Commissioner District 7 - Republican Party - Vote for not more than 1**

Choice	Party	Absentee Voting		Election Day Voting		Total	
Gary L. Foster		0	0.00%	170	77.63%	170	77.63%
Cast Votes:		0	0.00%	170	77.63%	170	77.63%
Undervotes:		0	0.00%	46	21.00%	46	21.00%
Overvotes:		0	0.00%	0	0.00%	0	0.00%
Invalid votes:		0	0.00%	3	1.37%	3	1.37%



**Precinct Results**

Election Night Reporting

Run Time 5 19 PM

Run Date 08/10/2018

**Muskegon County, Michigan**

Primary Election, Tuesday, August 7, 2018

8/7/2018

Page 57 of 502

**Official results**

Registered Voters

33693 of 125609 = 26.82 %

Precincts Reporting

67 of 67 = 100.00 %

**Egelston Township Precinct 1****Governor - Democratic Party - Vote for not more than 1**

Choice	Party	Absentee Voting		Election Day Voting		Total	
Gretchen Whitmer		0	0.00%	143	52.77%	143	52.77%
Abdul El-Sayed		0	0.00%	34	12.55%	34	12.55%
Shri Thanedar		0	0.00%	84	31.00%	84	31.00%
William Cobbs (W)		0	0.00%	0	0.00%	0	0.00%
Cast Votes:		0	0.00%	261	96.31%	261	96.31%
Undervotes:		0	0.00%	6	2.21%	6	2.21%
Overvotes:		0	0.00%	0	0.00%	0	0.00%
Invalid votes:		0	0.00%	4	1.48%	4	1.48%

**United States Senator - Democratic Party - Vote for not more than 1**

Choice	Party	Absentee Voting		Election Day Voting		Total	
Debbie Stabenow		0	0.00%	230	84.87%	230	84.87%
Cast Votes:		0	0.00%	230	84.87%	230	84.87%
Undervotes:		0	0.00%	37	13.65%	37	13.65%
Overvotes:		0	0.00%	0	0.00%	0	0.00%
Invalid votes:		0	0.00%	4	1.48%	4	1.48%

**Representative in Congress - Democratic Party - Vote for not more than 1**

Choice	Party	Absentee Voting		Election Day Voting		Total	
Rob Davidson		0	0.00%	199	73.70%	199	73.70%
Cast Votes:		0	0.00%	199	73.70%	199	73.70%
Undervotes:		0	0.00%	68	25.19%	68	25.19%
Overvotes:		0	0.00%	0	0.00%	0	0.00%
Invalid votes:		0	0.00%	3	1.11%	3	1.11%

**Precinct Results**

Election Night Reporting

Run Time 5:19 PM

Run Date 08/10/2018

**Muskegon County, Michigan**

Primary Election, Tuesday, August 7, 2018

8/7/2018

Page 58 of 502

**Official results**

Registered Voters

33693 of 125609 = 26.82 %

Precincts Reporting

67 of 67 = 100.00 %

**Egelston Township Precinct 1****State Senator - Democratic Party - Vote for not more than 1**

Choice	Party	Absentee Voting		Election Day Voting		Total	
Collene Lamonte		0	0.00%	128	47.23%	128	47.23%
Poppy Sias-Hernandez		0	0.00%	130	47.97%	130	47.97%
Cast Votes:		0	0.00%	258	95.20%	258	95.20%
Undervotes:		0	0.00%	9	3.32%	9	3.32%
Overvotes:		0	0.00%	0	0.00%	0	0.00%
Invalid votes:		0	0.00%	4	1.48%	4	1.48%

**Representative in State Legislature 91st District - Democratic Party - Vote for not more than 1**

Choice	Party	Absentee Voting		Election Day Voting		Total	
Tanya Cabala		0	0.00%	133	49.26%	133	49.26%
Andy O'Riley		0	0.00%	112	41.48%	112	41.48%
Cast Votes:		0	0.00%	245	90.74%	245	90.74%
Undervotes:		0	0.00%	21	7.78%	21	7.78%
Overvotes:		0	0.00%	1	0.37%	1	0.37%
Invalid votes:		0	0.00%	3	1.11%	3	1.11%

**County Commissioner District 7 - Democratic Party - Vote for not more than 1**

Choice	Party	Absentee Voting		Election Day Voting		Total	
Ken Ferrier		0	0.00%	199	73.98%	199	73.98%
Cast Votes:		0	0.00%	199	73.98%	199	73.98%
Undervotes:		0	0.00%	68	25.28%	68	25.28%
Overvotes:		0	0.00%	0	0.00%	0	0.00%
Invalid votes:		0	0.00%	2	0.74%	2	0.74%

**Precinct Results**

Election Night Reporting

Run Time 5:19 PM

Run Date 08/10/2018

**Muskegon County, Michigan**

Primary Election, Tuesday, August 7, 2018

8/7/2018

Page 59 of 502

**Official results**

Registered Voters

33693 of 125609 = 26.82 %

Precincts Reporting

67 of 67 = 100.00 %

**Egelston Township Precinct 1****Governor - Libertarian Party - Vote for not more than 1**

Choice	Party	Absentee Voting		Election Day Voting		Total	
Bill Gelineau		0	0.00%	2	100.00%	2	100.00%
John J. Tatar		0	0.00%	0	0.00%	0	0.00%
	Cast Votes:	0	0.00%	2	100.00%	2	100.00%
	Undervotes:	0	0.00%	0	0.00%	0	0.00%
	Overvotes:	0	0.00%	0	0.00%	0	0.00%
	Invalid votes:	0	0.00%	0	0.00%	0	0.00%

**United States Senator - Libertarian Party - Vote for not more than 1**

Choice	Party	Absentee Voting		Election Day Voting		Total	
Tim Yow (W)		0	0.00%	0	0.00%	0	0.00%
	Cast Votes:	0	0.00%	0	0.00%	0	0.00%
	Undervotes:	0	0.00%	2	100.00%	2	100.00%
	Overvotes:	0	0.00%	0	0.00%	0	0.00%
	Invalid votes:	0	0.00%	0	0.00%	0	0.00%

**Representative in Congress - Libertarian Party - Vote for not more than 1**

Choice	Party	Absentee Voting		Election Day Voting		Total	
	Cast Votes:	0	0.00%	0	0.00%	0	0.00%
	Undervotes:	0	0.00%	2	100.00%	2	100.00%
	Overvotes:	0	0.00%	0	0.00%	0	0.00%
	Invalid votes:	0	0.00%	0	0.00%	0	0.00%

**Precinct Results**

Election Night Reporting

Run Time 5:19 PM

Run Date 08/10/2018

**Muskegon County, Michigan**

Primary Election, Tuesday, August 7, 2018

8/7/2018

Page 60 of 502

**Official results**

Registered Voters

33693 of 125609 = 26.82 %

Precincts Reporting

67 of 67 = 100.00 %

**Egelston Township Precinct 1****State Senator - Libertarian Party - Vote for not more than 1**

Choice	Party	Absentee Voting		Election Day Voting		Total	
Max Riekse		0	0.00%	2	100.00%	2	100.00%
	Cast Votes:	0	0.00%	2	100.00%	2	100.00%
	Undervotes:	0	0.00%	0	0.00%	0	0.00%
	Overvotes:	0	0.00%	0	0.00%	0	0.00%
	Invalid votes:	0	0.00%	0	0.00%	0	0.00%

**Representative in State Legislature 91st District - Libertarian Party - Vote for not more than 1**

Choice	Party	Absentee Voting		Election Day Voting		Total	
	Cast Votes:	0	0.00%	0	0.00%	0	0.00%
	Undervotes:	0	0.00%	2	100.00%	2	100.00%
	Overvotes:	0	0.00%	0	0.00%	0	0.00%
	Invalid votes:	0	0.00%	0	0.00%	0	0.00%

**County Commissioner District 7 - Libertarian Party - Vote for not more than 1**

Choice	Party	Absentee Voting		Election Day Voting		Total	
	Cast Votes:	0	0.00%	0	0.00%	0	0.00%
	Undervotes:	0	0.00%	2	100.00%	2	100.00%
	Overvotes:	0	0.00%	0	0.00%	0	0.00%
	Invalid votes:	0	0.00%	0	0.00%	0	0.00%

**Precinct Results**

Election Night Reporting

Run Time 5:19 PM

Run Date 08/10/2018

**Muskegon County, Michigan**

Primary Election, Tuesday, August 7, 2018

8/7/2018

Page 63 of 502

**Official results**

Registered Voters

33693 of 125609 = 26.82 %

Precincts Reporting

67 of 67 = 100.00 %

**Egelston Township Precinct 2****Governor - Republican Party - Vote for not more than 1**

Choice	Party	Absentee Voting		Election Day Voting		Total	
Patrick Colbeck		0	0.00%	35	10.77%	35	10.77%
Brian Calley		0	0.00%	63	19.38%	63	19.38%
Jim Hines		0	0.00%	38	11.69%	38	11.69%
Bill Schuette		0	0.00%	178	54.77%	178	54.77%
Evan Space (W)		0	0.00%	0	0.00%	0	0.00%
Cast Votes:		0	0.00%	314	96.62%	314	96.62%
Undervotes:		0	0.00%	6	1.85%	6	1.85%
Overvotes:		0	0.00%	2	0.62%	2	0.62%
Invalid votes:		0	0.00%	3	0.92%	3	0.92%

**United States Senator - Republican Party - Vote for not more than 1**

Choice	Party	Absentee Voting		Election Day Voting		Total	
John James		0	0.00%	134	40.73%	134	40.73%
Sandy Pensler		0	0.00%	165	50.15%	165	50.15%
William F. White (W)		0	0.00%	0	0.00%	0	0.00%
Cast Votes:		0	0.00%	299	90.88%	299	90.88%
Undervotes:		0	0.00%	23	6.99%	23	6.99%
Overvotes:		0	0.00%	0	0.00%	0	0.00%
Invalid votes:		0	0.00%	7	2.13%	7	2.13%

**Representative in Congress - Republican Party - Vote for not more than 1**

Choice	Party	Absentee Voting		Election Day Voting		Total	
Bill Huizenga		0	0.00%	272	83.44%	272	83.44%
Cast Votes:		0	0.00%	272	83.44%	272	83.44%
Undervotes:		0	0.00%	50	15.34%	50	15.34%
Overvotes:		0	0.00%	0	0.00%	0	0.00%
Invalid votes:		0	0.00%	4	1.23%	4	1.23%

**Precinct Results**

Election Night Reporting

Run Time 5:19 PM

Run Date 08/10/2018

**Muskegon County, Michigan**

Primary Election, Tuesday, August 7, 2018

8/7/2018

Page 64 of 502

**Official results**

Registered Voters

33693 of 125609 = 26.82 %

Precincts Reporting

67 of 67 = 100.00 %

**Egelston Township Precinct 2****State Senator - Republican Party - Vote for not more than 1**

Choice	Party	Absentee Voting		Election Day Voting		Total	
Jon Bumstead		0	0.00%	179	54.74%	179	54.74%
Holly Hughes		0	0.00%	138	42.20%	138	42.20%
Cast Votes:		0	0.00%	317	96.94%	317	96.94%
Undervotes:		0	0.00%	5	1.53%	5	1.53%
Overvotes:		0	0.00%	0	0.00%	0	0.00%
Invalid votes:		0	0.00%	5	1.53%	5	1.53%

**Representative in State Legislature 91st District - Republican Party - Vote for not more than 1**

Choice	Party	Absentee Voting		Election Day Voting		Total	
Alan W. Jager		0	0.00%	93	28.79%	93	28.79%
Greg VanWoerkom		0	0.00%	200	61.92%	200	61.92%
Cast Votes:		0	0.00%	293	90.71%	293	90.71%
Undervotes:		0	0.00%	29	8.98%	29	8.98%
Overvotes:		0	0.00%	0	0.00%	0	0.00%
Invalid votes:		0	0.00%	1	0.31%	1	0.31%

**County Commissioner District 7 - Republican Party - Vote for not more than 1**

Choice	Party	Absentee Voting		Election Day Voting		Total	
Gary L. Foster		0	0.00%	256	79.01%	256	79.01%
Cast Votes:		0	0.00%	256	79.01%	256	79.01%
Undervotes:		0	0.00%	66	20.37%	66	20.37%
Overvotes:		0	0.00%	0	0.00%	0	0.00%
Invalid votes:		0	0.00%	2	0.62%	2	0.62%

**Precinct Results**

Election Night Reporting

Run Time 5:19 PM

Run Date 08/10/2018

**Muskegon County, Michigan**

Primary Election, Tuesday, August 7, 2018

8/7/2018

Page 65 of 502

**Official results**

Registered Voters

33693 of 125609 = 26.82 %

Precincts Reporting

67 of 67 = 100.00 %

**Egelston Township Precinct 2****Governor - Democratic Party - Vote for not more than 1**

Choice	Party	Absentee Voting		Election Day Voting		Total	
Gretchen Whitmer		0	0.00%	155	48.74%	155	48.74%
Abdul El-Sayed		0	0.00%	64	20.13%	64	20.13%
Shri Thanedar		0	0.00%	79	24.84%	79	24.84%
William Cobbs (W)		0	0.00%	0	0.00%	0	0.00%
Cast Votes:		0	0.00%	298	93.71%	298	93.71%
Undervotes:		0	0.00%	10	3.14%	10	3.14%
Overvotes:		0	0.00%	0	0.00%	0	0.00%
Invalid votes:		0	0.00%	10	3.14%	10	3.14%

**United States Senator - Democratic Party - Vote for not more than 1**

Choice	Party	Absentee Voting		Election Day Voting		Total	
Debbie Stabenow		0	0.00%	263	84.29%	263	84.29%
Cast Votes:		0	0.00%	263	84.29%	263	84.29%
Undervotes:		0	0.00%	45	14.42%	45	14.42%
Overvotes:		0	0.00%	0	0.00%	0	0.00%
Invalid votes:		0	0.00%	4	1.28%	4	1.28%

**Representative in Congress - Democratic Party - Vote for not more than 1**

Choice	Party	Absentee Voting		Election Day Voting		Total	
Rob Davidson		0	0.00%	242	77.56%	242	77.56%
Cast Votes:		0	0.00%	242	77.56%	242	77.56%
Undervotes:		0	0.00%	66	21.15%	66	21.15%
Overvotes:		0	0.00%	0	0.00%	0	0.00%
Invalid votes:		0	0.00%	4	1.28%	4	1.28%

**Precinct Results**

Election Night Reporting

Run Time 5:19 PM

Run Date 08/10/2018

**Muskegon County, Michigan**

Primary Election, Tuesday, August 7, 2018

8/7/2018

Page 66 of 502

**Official results**

Registered Voters

33693 of 125609 = 26.82 %

Precincts Reporting

67 of 67 = 100.00 %

**Egelston Township Precinct 2****State Senator - Democratic Party - Vote for not more than 1**

Choice	Party	Absentee Voting		Election Day Voting		Total	
Collene Lamonte		0	0.00%	148	46.69%	148	46.69%
Poppy Sias-Hernandez		0	0.00%	145	45.74%	145	45.74%
Cast Votes:		0	0.00%	293	92.43%	293	92.43%
Undervotes:		0	0.00%	14	4.42%	14	4.42%
Overvotes:		0	0.00%	1	0.32%	1	0.32%
Invalid votes:		0	0.00%	9	2.84%	9	2.84%

**Representative in State Legislature 91st District - Democratic Party - Vote for not more than 1**

Choice	Party	Absentee Voting		Election Day Voting		Total	
Tanya Cabala		0	0.00%	151	47.34%	151	47.34%
Andy O'Riley		0	0.00%	132	41.38%	132	41.38%
Cast Votes:		0	0.00%	283	88.71%	283	88.71%
Undervotes:		0	0.00%	25	7.84%	25	7.84%
Overvotes:		0	0.00%	0	0.00%	0	0.00%
Invalid votes:		0	0.00%	11	3.45%	11	3.45%

**County Commissioner District 7 - Democratic Party - Vote for not more than 1**

Choice	Party	Absentee Voting		Election Day Voting		Total	
Ken Ferrier		0	0.00%	248	78.73%	248	78.73%
Cast Votes:		0	0.00%	248	78.73%	248	78.73%
Undervotes:		0	0.00%	60	19.05%	60	19.05%
Overvotes:		0	0.00%	0	0.00%	0	0.00%
Invalid votes:		0	0.00%	7	2.22%	7	2.22%



**Precinct Results**

Election Night Reporting

Run Time 5:19 PM  
Run Date 08/10/2018

**Muskegon County, Michigan**

Primary Election, Tuesday, August 7, 2018

8/7/2018  
Page 67 of 502

**Official results**

Registered Voters  
33693 of 125609 = 26.82 %

Precincts Reporting  
67 of 67 = 100.00 %

**Egelston Township Precinct 2**

**Governor - Libertarian Party - Vote for not more than 1**

Choice	Party	Absentee Voting		Election Day Voting		Total	
Bill Gelineau		0	0.00%	0	0.00%	0	0.00%
John J. Tatar		0	0.00%	1	20.00%	1	20.00%
Cast Votes:		0	0.00%	1	20.00%	1	20.00%
Undervotes:		0	0.00%	0	0.00%	0	0.00%
Overvotes:		0	0.00%	0	0.00%	0	0.00%
Invalid votes:		0	0.00%	4	80.00%	4	80.00%

**United States Senator - Libertarian Party - Vote for not more than 1**

Choice	Party	Absentee Voting		Election Day Voting		Total	
Tim Yow (W)		0	0.00%	0	0.00%	0	0.00%
Cast Votes:		0	0.00%	0	0.00%	0	0.00%
Undervotes:		0	0.00%	1	50.00%	1	50.00%
Overvotes:		0	0.00%	0	0.00%	0	0.00%
Invalid votes:		0	0.00%	1	50.00%	1	50.00%

**Representative in Congress - Libertarian Party - Vote for not more than 1**

Choice	Party	Absentee Voting		Election Day Voting		Total	
Cast Votes:		0	0.00%	0	0.00%	0	0.00%
Undervotes:		0	0.00%	1	50.00%	1	50.00%
Overvotes:		0	0.00%	0	0.00%	0	0.00%
Invalid votes:		0	0.00%	1	50.00%	1	50.00%

**Precinct Results**

Election Night Reporting

Run Time 5:19 PM

Run Date 08/10/2018

**Muskegon County, Michigan**

Primary Election, Tuesday, August 7, 2018

8/7/2018

Page 68 of 502

**Official results**

Registered Voters

33693 of 125609 = 26.82 %

Precincts Reporting

67 of 67 = 100.00 %

**Egelston Township Precinct 2****State Senator - Libertarian Party - Vote for not more than 1**

Choice	Party	Absentee Voting		Election Day Voting		Total	
Max Riekse		0	0.00%	1	33.33%	1	33.33%
	Cast Votes:	0	0.00%	1	33.33%	1	33.33%
	Undervotes:	0	0.00%	0	0.00%	0	0.00%
	Overvotes:	0	0.00%	0	0.00%	0	0.00%
	Invalid votes:	0	0.00%	2	66.67%	2	66.67%

**Representative in State Legislature 91st District - Libertarian Party - Vote for not more than 1**

Choice	Party	Absentee Voting		Election Day Voting		Total	
	Cast Votes:	0	0.00%	0	0.00%	0	0.00%
	Undervotes:	0	0.00%	1	50.00%	1	50.00%
	Overvotes:	0	0.00%	0	0.00%	0	0.00%
	Invalid votes:	0	0.00%	1	50.00%	1	50.00%

**County Commissioner District 7 - Libertarian Party - Vote for not more than 1**

Choice	Party	Absentee Voting		Election Day Voting		Total	
	Cast Votes:	0	0.00%	0	0.00%	0	0.00%
	Undervotes:	0	0.00%	1	50.00%	1	50.00%
	Overvotes:	0	0.00%	0	0.00%	0	0.00%
	Invalid votes:	0	0.00%	1	50.00%	1	50.00%

**Precinct Results**

Election Night Reporting

Run Time 5:19 PM

Run Date 08/10/2018

**Muskegon County, Michigan**

Primary Election, Tuesday, August 7, 2018

8/7/2018

Page 71 of 502

**Official results**

Registered Voters

33693 of 125609 = 26.82 %

Precincts Reporting

67 of 67 = 100.00 %

**Egelston Township Precinct 3****Governor - Republican Party - Vote for not more than 1**

Choice	Party	Absentee Voting		Election Day Voting		Total	
Patrick Colbeck		0	0.00%	21	9.63%	21	9.63%
Brian Calley		0	0.00%	29	13.30%	29	13.30%
Jim Hines		0	0.00%	37	16.97%	37	16.97%
Bill Schuette		0	0.00%	117	53.67%	117	53.67%
Evan Space (W)		0	0.00%	0	0.00%	0	0.00%
Cast Votes:		0	0.00%	204	93.58%	204	93.58%
Undervotes:		0	0.00%	6	2.75%	6	2.75%
Overvotes:		0	0.00%	0	0.00%	0	0.00%
Invalid votes:		0	0.00%	8	3.67%	8	3.67%

**United States Senator - Republican Party - Vote for not more than 1**

Choice	Party	Absentee Voting		Election Day Voting		Total	
John James		0	0.00%	80	36.53%	80	36.53%
Sandy Pensler		0	0.00%	118	53.88%	118	53.88%
William F. White (W)		0	0.00%	0	0.00%	0	0.00%
Cast Votes:		0	0.00%	198	90.41%	198	90.41%
Undervotes:		0	0.00%	12	5.48%	12	5.48%
Overvotes:		0	0.00%	0	0.00%	0	0.00%
Invalid votes:		0	0.00%	9	4.11%	9	4.11%

**Representative in Congress - Republican Party - Vote for not more than 1**

Choice	Party	Absentee Voting		Election Day Voting		Total	
Bill Huizenga		0	0.00%	176	80.37%	176	80.37%
Cast Votes:		0	0.00%	176	80.37%	176	80.37%
Undervotes:		0	0.00%	34	15.53%	34	15.53%
Overvotes:		0	0.00%	0	0.00%	0	0.00%
Invalid votes:		0	0.00%	9	4.11%	9	4.11%

**Precinct Results**

Election Night Reporting

Run Time 5:19 PM

Run Date 08/10/2018

**Muskegon County, Michigan**

Primary Election, Tuesday, August 7, 2018

8/7/2018

Page 72 of 502

**Official results**

Registered Voters

33693 of 125609 = 26.82 %

Precincts Reporting

67 of 67 = 100.00 %

**Egelston Township Precinct 3****State Senator - Republican Party - Vote for not more than 1**

Choice	Party	Absentee Voting		Election Day Voting		Total	
Jon Bumstead		0	0.00%	79	35.59%	79	35.59%
Holly Hughes		0	0.00%	127	57.21%	127	57.21%
Cast Votes:		0	0.00%	206	92.79%	206	92.79%
Undervotes:		0	0.00%	4	1.80%	4	1.80%
Overvotes:		0	0.00%	0	0.00%	0	0.00%
Invalid votes:		0	0.00%	12	5.41%	12	5.41%

**Representative in State Legislature 91st District - Republican Party - Vote for not more than 1**

Choice	Party	Absentee Voting		Election Day Voting		Total	
Alan W. Jager		0	0.00%	39	17.97%	39	17.97%
Greg VanWoerkom		0	0.00%	142	65.44%	142	65.44%
Cast Votes:		0	0.00%	181	83.41%	181	83.41%
Undervotes:		0	0.00%	29	13.36%	29	13.36%
Overvotes:		0	0.00%	0	0.00%	0	0.00%
Invalid votes:		0	0.00%	7	3.23%	7	3.23%

**County Commissioner District 7 - Republican Party - Vote for not more than 1**

Choice	Party	Absentee Voting		Election Day Voting		Total	
Gary L. Foster		0	0.00%	168	77.78%	168	77.78%
Cast Votes:		0	0.00%	168	77.78%	168	77.78%
Undervotes:		0	0.00%	42	19.44%	42	19.44%
Overvotes:		0	0.00%	0	0.00%	0	0.00%
Invalid votes:		0	0.00%	6	2.78%	6	2.78%

**Precinct Results**

Election Night Reporting

Run Time 5:19 PM

Run Date 08/10/2018

**Muskegon County, Michigan**

Primary Election, Tuesday, August 7, 2018

8/7/2018

Page 73 of 502

**Official results**

Registered Voters

33693 of 125609 = 26.82 %

Precincts Reporting

67 of 67 = 100.00 %

**Egelston Township Precinct 3****Governor - Democratic Party - Vote for not more than 1**

Choice	Party	Absentee Voting		Election Day Voting		Total	
Gretchen Whitmer		0	0.00%	166	54.07%	166	54.07%
Abdul El-Sayed		0	0.00%	47	15.31%	47	15.31%
Shri Thanedar		0	0.00%	83	27.04%	83	27.04%
William Cobbs (W)		0	0.00%	0	0.00%	0	0.00%
Cast Votes:		0	0.00%	296	96.42%	296	96.42%
Undervotes:		0	0.00%	3	0.98%	3	0.98%
Overvotes:		0	0.00%	0	0.00%	0	0.00%
Invalid votes:		0	0.00%	8	2.61%	8	2.61%

**United States Senator - Democratic Party - Vote for not more than 1**

Choice	Party	Absentee Voting		Election Day Voting		Total	
Debbie Stabenow		0	0.00%	265	86.60%	265	86.60%
Cast Votes:		0	0.00%	265	86.60%	265	86.60%
Undervotes:		0	0.00%	34	11.11%	34	11.11%
Overvotes:		0	0.00%	0	0.00%	0	0.00%
Invalid votes:		0	0.00%	7	2.29%	7	2.29%

**Representative in Congress - Democratic Party - Vote for not more than 1**

Choice	Party	Absentee Voting		Election Day Voting		Total	
Rob Davidson		0	0.00%	250	82.24%	250	82.24%
Cast Votes:		0	0.00%	250	82.24%	250	82.24%
Undervotes:		0	0.00%	49	16.12%	49	16.12%
Overvotes:		0	0.00%	0	0.00%	0	0.00%
Invalid votes:		0	0.00%	5	1.64%	5	1.64%

**Precinct Results**

Election Night Reporting

Run Time 5:19 PM

Run Date 08/10/2018

**Muskegon County, Michigan**

Primary Election, Tuesday, August 7, 2018

8/7/2018

Page 74 of 502

**Official results**

Registered Voters

33693 of 125609 = 26.82 %

Precincts Reporting

67 of 67 = 100.00 %

**Egelston Township Precinct 3****State Senator - Democratic Party - Vote for not more than 1**

Choice	Party	Absentee Voting		Election Day Voting		Total	
Collene Lamonte		0	0.00%	155	50.49%	155	50.49%
Poppy Sias-Hernandez		0	0.00%	128	41.69%	128	41.69%
Cast Votes:		0	0.00%	283	92.18%	283	92.18%
Undervotes:		0	0.00%	16	5.21%	16	5.21%
Overvotes:		0	0.00%	0	0.00%	0	0.00%
Invalid votes:		0	0.00%	8	2.61%	8	2.61%

**Representative in State Legislature 91st District - Democratic Party - Vote for not more than 1**

Choice	Party	Absentee Voting		Election Day Voting		Total	
Tanya Cabala		0	0.00%	141	45.48%	141	45.48%
Andy O'Riley		0	0.00%	138	44.52%	138	44.52%
Cast Votes:		0	0.00%	279	90.00%	279	90.00%
Undervotes:		0	0.00%	20	6.45%	20	6.45%
Overvotes:		0	0.00%	0	0.00%	0	0.00%
Invalid votes:		0	0.00%	11	3.55%	11	3.55%

**County Commissioner District 7 - Democratic Party - Vote for not more than 1**

Choice	Party	Absentee Voting		Election Day Voting		Total	
Ken Ferrier		0	0.00%	258	83.77%	258	83.77%
Cast Votes:		0	0.00%	258	83.77%	258	83.77%
Undervotes:		0	0.00%	41	13.31%	41	13.31%
Overvotes:		0	0.00%	0	0.00%	0	0.00%
Invalid votes:		0	0.00%	9	2.92%	9	2.92%

**Precinct Results**

Election Night Reporting

Run Time 5:19 PM

Run Date 08/10/2018

**Muskegon County, Michigan**

Primary Election, Tuesday, August 7, 2018

8/7/2018

Page 75 of 502

**Official results****Registered Voters**

33693 of 125609 = 26.82 %

**Precincts Reporting**

67 of 67 = 100.00 %

**Egelston Township Precinct 3****Governor - Libertarian Party - Vote for not more than 1**

Choice	Party	Absentee Voting		Election Day Voting		Total	
Bill Gelineau		0	0.00%	2	40.00%	2	40.00%
John J. Tatar		0	0.00%	1	20.00%	1	20.00%
Cast Votes:		0	0.00%	3	60.00%	3	60.00%
Undervotes:		0	0.00%	0	0.00%	0	0.00%
Overvotes:		0	0.00%	0	0.00%	0	0.00%
Invalid votes:		0	0.00%	2	40.00%	2	40.00%

**United States Senator - Libertarian Party - Vote for not more than 1**

Choice	Party	Absentee Voting		Election Day Voting		Total	
Tim Yow (W)		0	0.00%	0	0.00%	0	0.00%
Cast Votes:		0	0.00%	0	0.00%	0	0.00%
Undervotes:		0	0.00%	3	100.00%	3	100.00%
Overvotes:		0	0.00%	0	0.00%	0	0.00%
Invalid votes:		0	0.00%	0	0.00%	0	0.00%

**Representative in Congress - Libertarian Party - Vote for not more than 1**

Choice	Party	Absentee Voting		Election Day Voting		Total	
Cast Votes:		0	0.00%	0	0.00%	0	0.00%
Undervotes:		0	0.00%	3	100.00%	3	100.00%
Overvotes:		0	0.00%	0	0.00%	0	0.00%
Invalid votes:		0	0.00%	0	0.00%	0	0.00%

**Precinct Results**

Election Night Reporting

Run Time 5:19 PM

Run Date 08/10/2018

**Muskegon County, Michigan**

Primary Election, Tuesday, August 7, 2018

8/7/2018

Page 76 of 502

**Official results**

Registered Voters

33693 of 125609 = 26.82 %

Precincts Reporting

67 of 67 = 100.00 %

**Egelston Township Precinct 3****State Senator - Libertarian Party - Vote for not more than 1**

Choice	Party	Absentee Voting		Election Day Voting		Total	
Max Riekse		0	0.00%	2	40.00%	2	40.00%
	Cast Votes:	0	0.00%	2	40.00%	2	40.00%
	Undervotes:	0	0.00%	1	20.00%	1	20.00%
	Overvotes:	0	0.00%	0	0.00%	0	0.00%
	Invalid votes:	0	0.00%	2	40.00%	2	40.00%

**Representative in State Legislature 91st District - Libertarian Party - Vote for not more than 1**

Choice	Party	Absentee Voting		Election Day Voting		Total	
	Cast Votes:	0	0.00%	0	0.00%	0	0.00%
	Undervotes:	0	0.00%	3	100.00%	3	100.00%
	Overvotes:	0	0.00%	0	0.00%	0	0.00%
	Invalid votes:	0	0.00%	0	0.00%	0	0.00%

**County Commissioner District 7 - Libertarian Party - Vote for not more than 1**

Choice	Party	Absentee Voting		Election Day Voting		Total	
	Cast Votes:	0	0.00%	0	0.00%	0	0.00%
	Undervotes:	0	0.00%	3	100.00%	3	100.00%
	Overvotes:	0	0.00%	0	0.00%	0	0.00%
	Invalid votes:	0	0.00%	0	0.00%	0	0.00%



**Precinct Results**

Election Night Reporting

Run Time 5:19 PM

Run Date 08/10/2018

**Muskegon County, Michigan**

Primary Election, Tuesday, August 7, 2018

8/7/2018

Page 79 of 502

**Official results**

Registered Voters

33693 of 125609 = 26.82 %

Precincts Reporting

67 of 67 = 100.00 %

**Fruitland Township Precinct 1****Governor - Republican Party - Vote for not more than 1**

Choice	Party	Absentee Voting		Election Day Voting		Total	
Patrick Colbeck		17	12.32%	43	16.48%	60	15.04%
Brian Calley		37	26.81%	60	22.99%	97	24.31%
Jim Hines		15	10.87%	23	8.81%	38	9.52%
Bill Schuette		63	45.65%	133	50.96%	196	49.12%
Evan Space (W)		0	0.00%	0	0.00%	0	0.00%
Cast Votes:		132	95.65%	259	99.23%	391	97.99%
Undervotes:		1	0.72%	2	0.77%	3	0.75%
Overvotes:		0	0.00%	0	0.00%	0	0.00%
Invalid votes:		5	3.62%	0	0.00%	5	1.25%

**United States Senator - Republican Party - Vote for not more than 1**

Choice	Party	Absentee Voting		Election Day Voting		Total	
John James		64	46.04%	149	57.09%	213	53.25%
Sandy Pensler		57	41.01%	102	39.08%	159	39.75%
William F. White (W)		0	0.00%	0	0.00%	0	0.00%
Cast Votes:		121	87.05%	251	96.17%	372	93.00%
Undervotes:		12	8.63%	10	3.83%	22	5.50%
Overvotes:		0	0.00%	0	0.00%	0	0.00%
Invalid votes:		6	4.32%	0	0.00%	6	1.50%

**Representative in Congress - Republican Party - Vote for not more than 1**

Choice	Party	Absentee Voting		Election Day Voting		Total	
Bill Huizenga		121	87.68%	228	87.36%	349	87.47%
Cast Votes:		121	87.68%	228	87.36%	349	87.47%
Undervotes:		12	8.70%	33	12.64%	45	11.28%
Overvotes:		0	0.00%	0	0.00%	0	0.00%
Invalid votes:		5	3.62%	0	0.00%	5	1.25%

**Precinct Results**

Election Night Reporting

Run Time 5:19 PM

Run Date 08/10/2018

**Muskegon County, Michigan**

Primary Election, Tuesday, August 7, 2018

8/7/2018

Page 80 of 502

**Official results**

Registered Voters

33693 of 125609 = 26.82 %

Precincts Reporting

67 of 67 = 100.00 %

**Fruitland Township Precinct 1****State Senator - Republican Party - Vote for not more than 1**

Choice	Party	Absentee Voting		Election Day Voting		Total	
Jon Bumstead		31	22.30%	99	37.93%	130	32.50%
Holly Hughes		99	71.22%	160	61.30%	259	64.75%
Cast Votes:		130	93.53%	259	99.23%	389	97.25%
Undervotes:		3	2.16%	2	0.77%	5	1.25%
Overvotes:		0	0.00%	0	0.00%	0	0.00%
Invalid votes:		6	4.32%	0	0.00%	6	1.50%

**Representative in State Legislature 92nd District - Republican Party - Vote for not more than 1**

Choice	Party	Absentee Voting		Election Day Voting		Total	
Gail Eichorst		110	80.29%	206	78.93%	316	79.40%
Cast Votes:		110	80.29%	206	78.93%	316	79.40%
Undervotes:		23	16.79%	55	21.07%	78	19.60%
Overvotes:		0	0.00%	0	0.00%	0	0.00%
Invalid votes:		4	2.92%	0	0.00%	4	1.01%

**County Commissioner District 8 - Republican Party - Vote for not more than 1**

Choice	Party	Absentee Voting		Election Day Voting		Total	
John Snider		117	86.03%	209	80.08%	326	82.12%
Cast Votes:		117	86.03%	209	80.08%	326	82.12%
Undervotes:		16	11.76%	52	19.92%	68	17.13%
Overvotes:		0	0.00%	0	0.00%	0	0.00%
Invalid votes:		3	2.21%	0	0.00%	3	0.76%

**Precinct Results**

Election Night Reporting

Run Time 5:19 PM

Run Date 08/10/2018

**Muskegon County, Michigan**

Primary Election, Tuesday, August 7, 2018

8/7/2018

Page 81 of 502

**Official results**

Registered Voters

33693 of 125609 = 26.82 %

Precincts Reporting

67 of 67 = 100.00 %

**Fruitland Township Precinct 1****Park Commissioner Partial Term Ending 11/20/2020 - Republican Party - Vote for not more than 5**

Choice	Party	Absentee Voting		Election Day Voting		Total	
Herb Huch		105	15.33%	200	15.33%	305	15.33%
	Cast Votes:	105	15.33%	200	15.33%	305	15.33%
	Undervotes:	560	81.75%	1105	84.67%	1665	83.67%
	Overvotes:	0	0.00%	0	0.00%	0	0.00%
	Invalid votes:	4	2.92%	0	0.00%	4	1.01%

**Governor - Democratic Party - Vote for not more than 1**

Choice	Party	Absentee Voting		Election Day Voting		Total	
Gretchen Whitmer		107	69.03%	144	58.78%	251	62.75%
Abdul El-Sayed		18	11.61%	74	30.20%	92	23.00%
Shri Thanedar		28	18.06%	26	10.61%	54	13.50%
William Cobbs (W)		0	0.00%	0	0.00%	0	0.00%
	Cast Votes:	153	98.71%	244	99.59%	397	99.25%
	Undervotes:	0	0.00%	1	0.41%	1	0.25%
	Overvotes:	0	0.00%	0	0.00%	0	0.00%
	Invalid votes:	2	1.29%	0	0.00%	2	0.50%

**United States Senator - Democratic Party - Vote for not more than 1**

Choice	Party	Absentee Voting		Election Day Voting		Total	
Debbie Stabenow		144	92.90%	219	89.39%	363	90.75%
	Cast Votes:	144	92.90%	219	89.39%	363	90.75%
	Undervotes:	9	5.81%	26	10.61%	35	8.75%
	Overvotes:	0	0.00%	0	0.00%	0	0.00%
	Invalid votes:	2	1.29%	0	0.00%	2	0.50%

**Precinct Results**

Election Night Reporting

Run Time 5:19 PM

Run Date 08/10/2018

**Muskegon County, Michigan**

Primary Election, Tuesday, August 7, 2018

8/7/2018

Page 82 of 502

**Official results**

Registered Voters

33693 of 125609 = 26.82 %

Precincts Reporting

67 of 67 = 100.00 %

**Fruitland Township Precinct 1****Representative in Congress - Democratic Party - Vote for not more than 1**

Choice	Party	Absentee Voting		Election Day Voting		Total	
Rob Davidson		137	88.39%	213	86.94%	350	87.50%
	Cast Votes:	137	88.39%	213	86.94%	350	87.50%
	Undervotes:	16	10.32%	32	13.06%	48	12.00%
	Overvotes:	0	0.00%	0	0.00%	0	0.00%
	Invalid votes:	2	1.29%	0	0.00%	2	0.50%

**State Senator - Democratic Party - Vote for not more than 1**

Choice	Party	Absentee Voting		Election Day Voting		Total	
Collene Lamonte		86	55.48%	96	39.18%	182	45.50%
Poppy Sias-Hernandez		63	40.65%	139	56.73%	202	50.50%
	Cast Votes:	149	96.13%	235	95.92%	384	96.00%
	Undervotes:	3	1.94%	10	4.08%	13	3.25%
	Overvotes:	1	0.65%	0	0.00%	1	0.25%
	Invalid votes:	2	1.29%	0	0.00%	2	0.50%

**Representative in State Legislature 92nd District - Democratic Party - Vote for not more than 1**

Choice	Party	Absentee Voting		Election Day Voting		Total	
Terry J. Sabo		142	91.03%	212	86.53%	354	88.28%
	Cast Votes:	142	91.03%	212	86.53%	354	88.28%
	Undervotes:	11	7.05%	33	13.47%	44	10.97%
	Overvotes:	0	0.00%	0	0.00%	0	0.00%
	Invalid votes:	3	1.92%	0	0.00%	3	0.75%

**Precinct Results**

Election Night Reporting

Run Time 5:19 PM

Run Date 08/10/2018

**Muskegon County, Michigan**

Primary Election, Tuesday, August 7, 2018

8/7/2018

Page 83 of 502

**Official results**

Registered Voters

33693 of 125609 = 26.82 %

Precincts Reporting

67 of 67 = 100.00 %

**Fruitland Township Precinct 1****County Commissioner District 8 - Democratic Party - Vote for not more than 1**

Choice	Party	Absentee Voting		Election Day Voting		Total	
Sean P. Mullally		135	85.44%	157	64.08%	292	72.46%
Kimon Kotos (W)		1	0.63%	29	11.84%	30	7.44%
Lea Markowski (W)		0	0.00%	10	4.08%	10	2.48%
Cast Votes:		136	86.08%	196	80.00%	332	82.38%
Undervotes:		17	10.76%	49	20.00%	66	16.38%
Overvotes:		0	0.00%	0	0.00%	0	0.00%
Invalid votes:		5	3.16%	0	0.00%	5	1.24%

**Park Commissioner Partial Term Ending 11/20/2020 - Democratic Party - Vote for not more than 5**

Choice	Party	Absentee Voting		Election Day Voting		Total	
Lynn N. Knopf		116	14.68%	142	11.59%	258	12.80%
Bob Murray		114	14.43%	123	10.04%	237	11.76%
Debra Svensson		120	15.19%	154	12.57%	274	13.60%
Cast Votes:		350	44.30%	419	34.20%	769	38.16%
Undervotes:		415	52.53%	806	65.80%	1221	60.60%
Overvotes:		0	0.00%	0	0.00%	0	0.00%
Invalid votes:		5	3.16%	0	0.00%	5	1.24%

**Governor - Libertarian Party - Vote for not more than 1**

Choice	Party	Absentee Voting		Election Day Voting		Total	
Bill Gelineau		1	50.00%	4	66.67%	5	62.50%
John J. Tatar		0	0.00%	2	33.33%	2	25.00%
Cast Votes:		1	50.00%	6	100.00%	7	87.50%
Undervotes:		0	0.00%	0	0.00%	0	0.00%
Overvotes:		0	0.00%	0	0.00%	0	0.00%
Invalid votes:		1	50.00%	0	0.00%	1	12.50%

**Precinct Results**

Election Night Reporting

Run Time 5:19 PM  
Run Date 08/10/2018

**Muskegon County, Michigan**

Primary Election, Tuesday, August 7, 2018

8/7/2018  
Page 84 of 502

**Official results**

Registered Voters  
33693 of 125609 = 26.82 %

Precincts Reporting  
67 of 67 = 100.00 %

**Fruitland Township Precinct 1**

**United States Senator - Libertarian Party - Vote for not more than 1**

Choice	Party	Absentee Voting		Election Day Voting		Total	
Tim Yow (W)		0	0.00%	0	0.00%	0	0.00%
	Cast Votes:	0	0.00%	0	0.00%	0	0.00%
	Undervotes:	1	100.00%	6	100.00%	7	100.00%
	Overvotes:	0	0.00%	0	0.00%	0	0.00%
	Invalid votes:	0	0.00%	0	0.00%	0	0.00%

**Representative in Congress - Libertarian Party - Vote for not more than 1**

Choice	Party	Absentee Voting		Election Day Voting		Total	
	Cast Votes:	0	0.00%	0	0.00%	0	0.00%
	Undervotes:	1	100.00%	6	100.00%	7	100.00%
	Overvotes:	0	0.00%	0	0.00%	0	0.00%
	Invalid votes:	0	0.00%	0	0.00%	0	0.00%

**State Senator - Libertarian Party - Vote for not more than 1**

Choice	Party	Absentee Voting		Election Day Voting		Total	
Max Riekse		1	100.00%	5	83.33%	6	85.71%
	Cast Votes:	1	100.00%	5	83.33%	6	85.71%
	Undervotes:	0	0.00%	1	16.67%	1	14.29%
	Overvotes:	0	0.00%	0	0.00%	0	0.00%
	Invalid votes:	0	0.00%	0	0.00%	0	0.00%

**Representative in State Legislature 92nd District - Libertarian Party - Vote for not more than 1**

Choice	Party	Absentee Voting		Election Day Voting		Total	
	Cast Votes:	0	0.00%	0	0.00%	0	0.00%
	Undervotes:	1	100.00%	6	100.00%	7	100.00%
	Overvotes:	0	0.00%	0	0.00%	0	0.00%
	Invalid votes:	0	0.00%	0	0.00%	0	0.00%

**Precinct Results**

Election Night Reporting

Run Time 5:19 PM

Run Date 08/10/2018

**Muskegon County, Michigan**

Primary Election, Tuesday, August 7, 2018

8/7/2018

Page 87 of 502

**Official results**

Registered Voters

33693 of 125609 = 26.82 %

Precincts Reporting

67 of 67 = 100.00 %

**Fruitland Township Precinct 2****Governor - Republican Party - Vote for not more than 1**

Choice	Party	Absentee Voting		Election Day Voting		Total	
Patrick Colbeck		6	6.45%	27	12.27%	33	10.54%
Brian Calley		12	12.90%	44	20.00%	56	17.89%
Jim Hines		12	12.90%	20	9.09%	32	10.22%
Bill Schuette		57	61.29%	125	56.82%	182	58.15%
Evan Space (W)		0	0.00%	0	0.00%	0	0.00%
Cast Votes:		87	93.55%	216	98.18%	303	96.81%
Undervotes:		1	1.08%	3	1.36%	4	1.28%
Overvotes:		1	1.08%	0	0.00%	1	0.32%
Invalid votes:		4	4.30%	1	0.45%	5	1.60%

**United States Senator - Republican Party - Vote for not more than 1**

Choice	Party	Absentee Voting		Election Day Voting		Total	
John James		32	33.68%	125	56.82%	157	49.84%
Sandy Pensler		52	54.74%	83	37.73%	135	42.86%
William F. White (W)		0	0.00%	0	0.00%	0	0.00%
Cast Votes:		84	88.42%	208	94.55%	292	92.70%
Undervotes:		5	5.26%	11	5.00%	16	5.08%
Overvotes:		0	0.00%	0	0.00%	0	0.00%
Invalid votes:		6	6.32%	1	0.45%	7	2.22%

**Representative in Congress - Republican Party - Vote for not more than 1**

Choice	Party	Absentee Voting		Election Day Voting		Total	
Bill Huizenga		79	85.87%	178	80.91%	257	82.37%
Cast Votes:		79	85.87%	178	80.91%	257	82.37%
Undervotes:		10	10.87%	41	18.64%	51	16.35%
Overvotes:		0	0.00%	0	0.00%	0	0.00%
Invalid votes:		3	3.26%	1	0.45%	4	1.28%

**Precinct Results**

Election Night Reporting

Run Time 5:19 PM

Run Date 08/10/2018

**Muskegon County, Michigan**

Primary Election, Tuesday, August 7, 2018

8/7/2018

Page 88 of 502

**Official results**

Registered Voters

33693 of 125609 = 26.82 %

Precincts Reporting

67 of 67 = 100.00 %

**Fruitland Township Precinct 2****State Senator - Republican Party - Vote for not more than 1**

Choice	Party	Absentee Voting		Election Day Voting		Total	
Jon Bumstead		23	24.47%	108	49.09%	131	41.72%
Holly Hughes		65	69.15%	104	47.27%	169	53.82%
Cast Votes:		88	93.62%	212	96.36%	300	95.54%
Undervotes:		1	1.06%	7	3.18%	8	2.55%
Overvotes:		0	0.00%	0	0.00%	0	0.00%
Invalid votes:		5	5.32%	1	0.45%	6	1.91%

**Representative in State Legislature 92nd District - Republican Party - Vote for not more than 1**

Choice	Party	Absentee Voting		Election Day Voting		Total	
Gail Eichorst		68	74.73%	150	68.49%	218	70.32%
Cast Votes:		68	74.73%	150	68.49%	218	70.32%
Undervotes:		21	23.08%	69	31.51%	90	29.03%
Overvotes:		0	0.00%	0	0.00%	0	0.00%
Invalid votes:		2	2.20%	0	0.00%	2	0.65%

**County Commissioner District 8 - Republican Party - Vote for not more than 1**

Choice	Party	Absentee Voting		Election Day Voting		Total	
John Snider		70	75.27%	160	73.06%	230	73.72%
Cast Votes:		70	75.27%	160	73.06%	230	73.72%
Undervotes:		19	20.43%	58	26.48%	77	24.68%
Overvotes:		0	0.00%	1	0.46%	1	0.32%
Invalid votes:		4	4.30%	0	0.00%	4	1.28%



**Precinct Results**

Election Night Reporting

Run Time 5:19 PM

Run Date 08/10/2018

**Muskegon County, Michigan**

Primary Election, Tuesday, August 7, 2018

8/7/2018

Page 89 of 502

**Official results**

Registered Voters

33693 of 125609 = 26.82 %

Precincts Reporting

67 of 67 = 100.00 %

**Fruitland Township Precinct 2****Park Commissioner Partial Term Ending 11/20/2020 - Republican Party - Vote for not more than 5**

Choice	Party	Absentee Voting		Election Day Voting		Total	
Herb Huch		70	15.05%	152	13.88%	222	14.23%
Cast Votes:		70	15.05%	152	13.88%	222	14.23%
Undervotes:		375	80.65%	943	86.12%	1318	84.49%
Overvotes:		0	0.00%	0	0.00%	0	0.00%
Invalid votes:		4	4.30%	0	0.00%	4	1.28%

**Governor - Democratic Party - Vote for not more than 1**

Choice	Party	Absentee Voting		Election Day Voting		Total	
Gretchen Whitmer		64	57.66%	117	50.00%	181	52.46%
Abdul El-Sayed		12	10.81%	85	36.32%	97	28.12%
Shri Thanedar		27	24.32%	31	13.25%	58	16.81%
William Cobbs (W)		0	0.00%	0	0.00%	0	0.00%
Cast Votes:		103	92.79%	233	99.57%	336	97.39%
Undervotes:		3	2.70%	0	0.00%	3	0.87%
Overvotes:		0	0.00%	0	0.00%	0	0.00%
Invalid votes:		5	4.50%	1	0.43%	6	1.74%

**United States Senator - Democratic Party - Vote for not more than 1**

Choice	Party	Absentee Voting		Election Day Voting		Total	
Debbie Stabenow		98	89.09%	206	88.03%	304	88.37%
Cast Votes:		98	89.09%	206	88.03%	304	88.37%
Undervotes:		8	7.27%	27	11.54%	35	10.17%
Overvotes:		0	0.00%	0	0.00%	0	0.00%
Invalid votes:		4	3.64%	1	0.43%	5	1.45%

**Precinct Results**

Election Night Reporting

Run Time 5:19 PM

Run Date 08/10/2018

**Muskegon County, Michigan**

Primary Election, Tuesday, August 7, 2018

8/7/2018

Page 90 of 502

**Official results**

Registered Voters

33693 of 125609 = 26.82 %

Precincts Reporting

67 of 67 = 100.00 %

**Fruitland Township Precinct 2****Representative in Congress - Democratic Party - Vote for not more than 1**

Choice	Party	Absentee Voting		Election Day Voting		Total	
Rob Davidson		89	80.18%	188	80.69%	277	80.52%
	Cast Votes:	89	80.18%	188	80.69%	277	80.52%
	Undervotes:	17	15.32%	45	19.31%	62	18.02%
	Overvotes:	0	0.00%	0	0.00%	0	0.00%
	Invalid votes:	5	4.50%	0	0.00%	5	1.45%

**State Senator - Democratic Party - Vote for not more than 1**

Choice	Party	Absentee Voting		Election Day Voting		Total	
Collene Lamonte		51	46.36%	94	40.34%	145	42.27%
Poppy Sias-Hernandez		50	45.45%	129	55.36%	179	52.19%
	Cast Votes:	101	91.82%	223	95.71%	324	94.46%
	Undervotes:	5	4.55%	10	4.29%	15	4.37%
	Overvotes:	0	0.00%	0	0.00%	0	0.00%
	Invalid votes:	4	3.64%	0	0.00%	4	1.17%

**Representative in State Legislature 92nd District - Democratic Party - Vote for not more than 1**

Choice	Party	Absentee Voting		Election Day Voting		Total	
Terry J. Sabo		96	85.71%	204	87.18%	300	86.71%
	Cast Votes:	96	85.71%	204	87.18%	300	86.71%
	Undervotes:	10	8.93%	29	12.39%	39	11.27%
	Overvotes:	0	0.00%	0	0.00%	0	0.00%
	Invalid votes:	6	5.36%	1	0.43%	7	2.02%

**Precinct Results**

Election Night Reporting

Run Time 5:19 PM

Run Date 08/10/2018

**Muskegon County, Michigan**

Primary Election, Tuesday, August 7, 2018

8/7/2018

Page 91 of 502

**Official results**

Registered Voters

33693 of 125609 = 26.82 %

Precincts Reporting

67 of 67 = 100.00 %

**Fruitland Township Precinct 2****County Commissioner District 8 - Democratic Party - Vote for not more than 1**

Choice	Party	Absentee Voting		Election Day Voting		Total	
Sean P. Mullally		90	81.08%	151	64.53%	241	69.86%
Kimon Kotos (W)		1	0.90%	20	8.55%	21	6.09%
Lea Markowski (W)		1	0.90%	11	4.70%	12	3.48%
Cast Votes:		92	82.88%	182	77.78%	274	79.42%
Undervotes:		14	12.61%	51	21.79%	65	18.84%
Overvotes:		0	0.00%	0	0.00%	0	0.00%
Invalid votes:		5	4.50%	1	0.43%	6	1.74%

**Park Commissioner Partial Term Ending 11/20/2020 - Democratic Party - Vote for not more than 5**

Choice	Party	Absentee Voting		Election Day Voting		Total	
Lynn N. Knopf		70	12.50%	129	11.07%	199	11.54%
Bob Murray		78	13.93%	127	10.90%	205	11.88%
Debra Svensson		77	13.75%	142	12.19%	219	12.70%
Cast Votes:		225	40.18%	398	34.16%	623	36.12%
Undervotes:		305	54.46%	767	65.84%	1072	62.14%
Overvotes:		0	0.00%	0	0.00%	0	0.00%
Invalid votes:		6	5.36%	0	0.00%	6	1.74%

**Governor - Libertarian Party - Vote for not more than 1**

Choice	Party	Absentee Voting		Election Day Voting		Total	
Bill Gelineau		0	0.00%	0	0.00%	0	0.00%
John J. Tatar		2	100.00%	2	100.00%	4	100.00%
Cast Votes:		2	100.00%	2	100.00%	4	100.00%
Undervotes:		0	0.00%	0	0.00%	0	0.00%
Overvotes:		0	0.00%	0	0.00%	0	0.00%
Invalid votes:		0	0.00%	0	0.00%	0	0.00%

**Precinct Results**

Election Night Reporting

Run Time 5:19 PM

Run Date 08/10/2018

**Muskegon County, Michigan**

Primary Election, Tuesday, August 7, 2018

8/7/2018

Page 92 of 502

**Official results**

Registered Voters

33693 of 125609 = 26.82 %

Precincts Reporting

67 of 67 = 100.00 %

**Fruitland Township Precinct 2****United States Senator - Libertarian Party - Vote for not more than 1**

Choice	Party	Absentee Voting		Election Day Voting		Total	
Tim Yow (W)		0	0.00%	0	0.00%	0	0.00%
	Cast Votes:	0	0.00%	0	0.00%	0	0.00%
	Undervotes:	2	100.00%	2	100.00%	4	100.00%
	Overvotes:	0	0.00%	0	0.00%	0	0.00%
	Invalid votes:	0	0.00%	0	0.00%	0	0.00%

**Representative in Congress - Libertarian Party - Vote for not more than 1**

Choice	Party	Absentee Voting		Election Day Voting		Total	
	Cast Votes:	0	0.00%	0	0.00%	0	0.00%
	Undervotes:	2	100.00%	2	66.67%	4	80.00%
	Overvotes:	0	0.00%	0	0.00%	0	0.00%
	Invalid votes:	0	0.00%	1	33.33%	1	20.00%

**State Senator - Libertarian Party - Vote for not more than 1**

Choice	Party	Absentee Voting		Election Day Voting		Total	
Max Riekse		1	33.33%	2	100.00%	3	60.00%
	Cast Votes:	1	33.33%	2	100.00%	3	60.00%
	Undervotes:	1	33.33%	0	0.00%	1	20.00%
	Overvotes:	0	0.00%	0	0.00%	0	0.00%
	Invalid votes:	1	33.33%	0	0.00%	1	20.00%

**Representative in State Legislature 92nd District - Libertarian Party - Vote for not more than 1**

Choice	Party	Absentee Voting		Election Day Voting		Total	
	Cast Votes:	0	0.00%	0	0.00%	0	0.00%
	Undervotes:	2	100.00%	2	100.00%	4	100.00%
	Overvotes:	0	0.00%	0	0.00%	0	0.00%
	Invalid votes:	0	0.00%	0	0.00%	0	0.00%

**Precinct Results**

Election Night Reporting

Run Time 5:19 PM

Run Date 08/10/2018

**Muskegon County, Michigan**

Primary Election, Tuesday, August 7, 2018

8/7/2018

Page 95 of 502

**Official results**

Registered Voters

33693 of 125609 = 26.82 %

Precincts Reporting

67 of 67 = 100.00 %

**Fruitport Charter Township Precinct 1****Governor - Republican Party - Vote for not more than 1**

Choice	Party	Absentee Voting		Election Day Voting		Total	
Patrick Colbeck		0	0.00%	94	17.57%	94	17.57%
Brian Calley		0	0.00%	97	18.13%	97	18.13%
Jim Hines		0	0.00%	78	14.58%	78	14.58%
Bill Schuette		0	0.00%	250	46.73%	250	46.73%
Evan Space (W)		0	0.00%	0	0.00%	0	0.00%
Cast Votes:		0	0.00%	519	97.01%	519	97.01%
Undervotes:		0	0.00%	8	1.50%	8	1.50%
Overvotes:		0	0.00%	0	0.00%	0	0.00%
Invalid votes:		0	0.00%	8	1.50%	8	1.50%

**United States Senator - Republican Party - Vote for not more than 1**

Choice	Party	Absentee Voting		Election Day Voting		Total	
John James		0	0.00%	286	53.16%	286	53.16%
Sandy Pensler		0	0.00%	218	40.52%	218	40.52%
William F. White (W)		0	0.00%	0	0.00%	0	0.00%
Cast Votes:		0	0.00%	504	93.68%	504	93.68%
Undervotes:		0	0.00%	23	4.28%	23	4.28%
Overvotes:		0	0.00%	0	0.00%	0	0.00%
Invalid votes:		0	0.00%	11	2.04%	11	2.04%

**Representative in Congress - Republican Party - Vote for not more than 1**

Choice	Party	Absentee Voting		Election Day Voting		Total	
Bill Huizenga		0	0.00%	460	85.98%	460	85.98%
Cast Votes:		0	0.00%	460	85.98%	460	85.98%
Undervotes:		0	0.00%	67	12.52%	67	12.52%
Overvotes:		0	0.00%	0	0.00%	0	0.00%
Invalid votes:		0	0.00%	8	1.50%	8	1.50%

**Precinct Results**

Election Night Reporting

Run Time 5:19 PM

Run Date 08/10/2018

**Muskegon County, Michigan**

Primary Election, Tuesday, August 7, 2018

8/7/2018

Page 96 of 502

**Official results**

Registered Voters

33693 of 125609 = 26.82 %

Precincts Reporting

67 of 67 = 100.00 %

**Fruitport Charter Township Precinct 1****State Senator - Republican Party - Vote for not more than 1**

Choice	Party	Absentee Voting		Election Day Voting		Total	
Jon Bumstead		0	0.00%	215	40.11%	215	40.11%
Holly Hughes		0	0.00%	287	53.54%	287	53.54%
Cast Votes:		0	0.00%	502	93.66%	502	93.66%
Undervotes:		0	0.00%	25	4.66%	25	4.66%
Overvotes:		0	0.00%	0	0.00%	0	0.00%
Invalid votes:		0	0.00%	9	1.68%	9	1.68%

**Representative in State Legislature 91st District - Republican Party - Vote for not more than 1**

Choice	Party	Absentee Voting		Election Day Voting		Total	
Alan W. Jager		0	0.00%	103	19.25%	103	19.25%
Greg VanWoerkom		0	0.00%	373	69.72%	373	69.72%
Cast Votes:		0	0.00%	476	88.97%	476	88.97%
Undervotes:		0	0.00%	51	9.53%	51	9.53%
Overvotes:		0	0.00%	0	0.00%	0	0.00%
Invalid votes:		0	0.00%	8	1.50%	8	1.50%

**County Commissioner District 5 - Republican Party - Vote for not more than 1**

Choice	Party	Absentee Voting		Election Day Voting		Total	
David Farhat		0	0.00%	162	30.22%	162	30.22%
Zach Lahrng		0	0.00%	314	58.58%	314	58.58%
Cast Votes:		0	0.00%	476	88.81%	476	88.81%
Undervotes:		0	0.00%	50	9.33%	50	9.33%
Overvotes:		0	0.00%	1	0.19%	1	0.19%
Invalid votes:		0	0.00%	9	1.68%	9	1.68%

**Precinct Results**

Election Night Reporting

Run Time 5:19 PM

Run Date 08/10/2018

**Muskegon County, Michigan**

Primary Election, Tuesday, August 7, 2018

8/7/2018

Page 97 of 502

**Official results**

Registered Voters

33693 of 125609 = 26.82 %

Precincts Reporting

67 of 67 = 100.00 %

**Fruitport Charter Township Precinct 1****Trustee Partial Term Ending 11/20/2020 - Republican Party - Vote for not more than 1**

Choice	Party	Absentee Voting		Election Day Voting		Total	
	Cast Votes:	0	0.00%	0	0.00%	0	0.00%
	Undervotes:	0	0.00%	527	100.00%	527	100.00%
	Overvotes:	0	0.00%	0	0.00%	0	0.00%
	Invalid votes:	0	0.00%	0	0.00%	0	0.00%

**Governor - Democratic Party - Vote for not more than 1**

Choice	Party	Absentee Voting		Election Day Voting		Total	
Gretchen Whitmer		0	0.00%	171	49.71%	171	49.71%
Abdul El-Sayed		0	0.00%	106	30.81%	106	30.81%
Shri Thanedar		0	0.00%	54	15.70%	54	15.70%
William Cobbs (W)		0	0.00%	0	0.00%	0	0.00%
	Cast Votes:	0	0.00%	331	96.22%	331	96.22%
	Undervotes:	0	0.00%	3	0.87%	3	0.87%
	Overvotes:	0	0.00%	0	0.00%	0	0.00%
	Invalid votes:	0	0.00%	10	2.91%	10	2.91%

**United States Senator - Democratic Party - Vote for not more than 1**

Choice	Party	Absentee Voting		Election Day Voting		Total	
Debbie Stabenow		0	0.00%	294	86.73%	294	86.73%
	Cast Votes:	0	0.00%	294	86.73%	294	86.73%
	Undervotes:	0	0.00%	40	11.80%	40	11.80%
	Overvotes:	0	0.00%	0	0.00%	0	0.00%
	Invalid votes:	0	0.00%	5	1.47%	5	1.47%

**Precinct Results**

Election Night Reporting

Run Time 5:19 PM

Run Date 08/10/2018

**Muskegon County, Michigan**

Primary Election, Tuesday, August 7, 2018

8/7/2018

Page 98 of 502

**Official results**

Registered Voters

33693 of 125609 = 26.82 %

Precincts Reporting

67 of 67 = 100.00 %

**Fruitport Charter Township Precinct 1****Representative in Congress - Democratic Party - Vote for not more than 1**

Choice	Party	Absentee Voting		Election Day Voting		Total	
Rob Davidson		0	0.00%	277	81.71%	277	81.71%
Cast Votes:		0	0.00%	277	81.71%	277	81.71%
Undervotes:		0	0.00%	57	16.81%	57	16.81%
Overvotes:		0	0.00%	0	0.00%	0	0.00%
Invalid votes:		0	0.00%	5	1.47%	5	1.47%

**State Senator - Democratic Party - Vote for not more than 1**

Choice	Party	Absentee Voting		Election Day Voting		Total	
Collene Lamonte		0	0.00%	169	49.56%	169	49.56%
Poppy Sias-Hernandez		0	0.00%	147	43.11%	147	43.11%
Cast Votes:		0	0.00%	316	92.67%	316	92.67%
Undervotes:		0	0.00%	18	5.28%	18	5.28%
Overvotes:		0	0.00%	0	0.00%	0	0.00%
Invalid votes:		0	0.00%	7	2.05%	7	2.05%

**Representative in State Legislature 91st District - Democratic Party - Vote for not more than 1**

Choice	Party	Absentee Voting		Election Day Voting		Total	
Tanya Cabala		0	0.00%	195	57.02%	195	57.02%
Andy O'Riley		0	0.00%	118	34.50%	118	34.50%
Cast Votes:		0	0.00%	313	91.52%	313	91.52%
Undervotes:		0	0.00%	19	5.56%	19	5.56%
Overvotes:		0	0.00%	2	0.58%	2	0.58%
Invalid votes:		0	0.00%	8	2.34%	8	2.34%



**Precinct Results**

Election Night Reporting

Run Time 5:19 PM

Run Date 08/10/2018

**Muskegon County, Michigan**

Primary Election, Tuesday, August 7, 2018

8/7/2018

Page 99 of 502

**Official results**

Registered Voters

33693 of 125609 = 26.82 %

Precincts Reporting

67 of 67 = 100.00 %

**Fruitport Charter Township Precinct 1****County Commissioner District 5 - Democratic Party - Vote for not more than 1**

Choice	Party	Absentee Voting		Election Day Voting		Total	
Brandon Popp		0	0.00%	273	80.06%	273	80.06%
	Cast Votes:	0	0.00%	273	80.06%	273	80.06%
	Undervotes:	0	0.00%	61	17.89%	61	17.89%
	Overvotes:	0	0.00%	0	0.00%	0	0.00%
	Invalid votes:	0	0.00%	7	2.05%	7	2.05%

**Trustee Partial Term Ending 11/20/2020 - Democratic Party - Vote for not more than 1**

Choice	Party	Absentee Voting		Election Day Voting		Total	
Todd Dunham		0	0.00%	144	41.62%	144	41.62%
Terry Knoll		0	0.00%	135	39.02%	135	39.02%
	Cast Votes:	0	0.00%	279	80.64%	279	80.64%
	Undervotes:	0	0.00%	55	15.90%	55	15.90%
	Overvotes:	0	0.00%	0	0.00%	0	0.00%
	Invalid votes:	0	0.00%	12	3.47%	12	3.47%

**Governor - Libertarian Party - Vote for not more than 1**

Choice	Party	Absentee Voting		Election Day Voting		Total	
Bill Gelineau		0	0.00%	1	20.00%	1	20.00%
John J. Tatar		0	0.00%	2	40.00%	2	40.00%
	Cast Votes:	0	0.00%	3	60.00%	3	60.00%
	Undervotes:	0	0.00%	0	0.00%	0	0.00%
	Overvotes:	0	0.00%	0	0.00%	0	0.00%
	Invalid votes:	0	0.00%	2	40.00%	2	40.00%

**Precinct Results**

Election Night Reporting

Run Time 5:19 PM

Run Date 08/10/2018

**Muskegon County, Michigan**

Primary Election, Tuesday, August 7, 2018

8/7/2018

Page 100 of 502

**Official results**

Registered Voters

33693 of 125609 = 26.82 %

Precincts Reporting

67 of 67 = 100.00 %

**Fruitport Charter Township Precinct 1****United States Senator - Libertarian Party - Vote for not more than 1**

Choice	Party	Absentee Voting		Election Day Voting		Total	
Tim Yow (W)		0	0.00%	0	0.00%	0	0.00%
	Cast Votes:	0	0.00%	0	0.00%	0	0.00%
	Undervotes:	0	0.00%	3	100.00%	3	100.00%
	Overvotes:	0	0.00%	0	0.00%	0	0.00%
	Invalid votes:	0	0.00%	0	0.00%	0	0.00%

**Representative in Congress - Libertarian Party - Vote for not more than 1**

Choice	Party	Absentee Voting		Election Day Voting		Total	
	Cast Votes:	0	0.00%	0	0.00%	0	0.00%
	Undervotes:	0	0.00%	3	100.00%	3	100.00%
	Overvotes:	0	0.00%	0	0.00%	0	0.00%
	Invalid votes:	0	0.00%	0	0.00%	0	0.00%

**State Senator - Libertarian Party - Vote for not more than 1**

Choice	Party	Absentee Voting		Election Day Voting		Total	
Max Riekse		0	0.00%	3	50.00%	3	50.00%
	Cast Votes:	0	0.00%	3	50.00%	3	50.00%
	Undervotes:	0	0.00%	0	0.00%	0	0.00%
	Overvotes:	0	0.00%	0	0.00%	0	0.00%
	Invalid votes:	0	0.00%	3	50.00%	3	50.00%

**Representative in State Legislature 91st District - Libertarian Party - Vote for not more than 1**

Choice	Party	Absentee Voting		Election Day Voting		Total	
	Cast Votes:	0	0.00%	0	0.00%	0	0.00%
	Undervotes:	0	0.00%	3	100.00%	3	100.00%
	Overvotes:	0	0.00%	0	0.00%	0	0.00%
	Invalid votes:	0	0.00%	0	0.00%	0	0.00%

**Precinct Results**

Election Night Reporting

Run Time 5:19 PM

Run Date 08/10/2018

**Muskegon County, Michigan**

Primary Election, Tuesday, August 7, 2018

8/7/2018

Page 103 of 502

**Official results**

Registered Voters

33693 of 125609 = 26.82 %

Precincts Reporting

67 of 67 = 100.00 %

**Fruitport Charter Township Precinct 2****Governor - Republican Party - Vote for not more than 1**

Choice	Party	Absentee Voting		Election Day Voting		Total	
Patrick Colbeck		0	0.00%	60	16.26%	60	16.26%
Brian Calley		0	0.00%	86	23.31%	86	23.31%
Jim Hines		0	0.00%	42	11.38%	42	11.38%
Bill Schuette		0	0.00%	178	48.24%	178	48.24%
Evan Space (W)		0	0.00%	0	0.00%	0	0.00%
Cast Votes:		0	0.00%	366	99.19%	366	99.19%
Undervotes:		0	0.00%	3	0.81%	3	0.81%
Overvotes:		0	0.00%	0	0.00%	0	0.00%
Invalid votes:		0	0.00%	0	0.00%	0	0.00%

**United States Senator - Republican Party - Vote for not more than 1**

Choice	Party	Absentee Voting		Election Day Voting		Total	
John James		0	0.00%	165	44.72%	165	44.72%
Sandy Pensler		0	0.00%	194	52.57%	194	52.57%
William F. White (W)		0	0.00%	0	0.00%	0	0.00%
Cast Votes:		0	0.00%	359	97.29%	359	97.29%
Undervotes:		0	0.00%	10	2.71%	10	2.71%
Overvotes:		0	0.00%	0	0.00%	0	0.00%
Invalid votes:		0	0.00%	0	0.00%	0	0.00%

**Representative in Congress - Republican Party - Vote for not more than 1**

Choice	Party	Absentee Voting		Election Day Voting		Total	
Bill Huizenga		0	0.00%	327	88.62%	327	88.62%
Cast Votes:		0	0.00%	327	88.62%	327	88.62%
Undervotes:		0	0.00%	42	11.38%	42	11.38%
Overvotes:		0	0.00%	0	0.00%	0	0.00%
Invalid votes:		0	0.00%	0	0.00%	0	0.00%

**Precinct Results**

Election Night Reporting

Run Time 5:19 PM

Run Date 08/10/2018

**Muskegon County, Michigan**

Primary Election, Tuesday, August 7, 2018

8/7/2018

Page 104 of 502

**Official results**

Registered Voters

33693 of 125609 = 26.82 %

Precincts Reporting

67 of 67 = 100.00 %

**Fruitport Charter Township Precinct 2****State Senator - Republican Party - Vote for not more than 1**

Choice	Party	Absentee Voting		Election Day Voting		Total	
Jon Bumstead		0	0.00%	146	39.57%	146	39.57%
Holly Hughes		0	0.00%	217	58.81%	217	58.81%
Cast Votes:		0	0.00%	363	98.37%	363	98.37%
Undervotes:		0	0.00%	6	1.63%	6	1.63%
Overvotes:		0	0.00%	0	0.00%	0	0.00%
Invalid votes:		0	0.00%	0	0.00%	0	0.00%

**Representative in State Legislature 91st District - Republican Party - Vote for not more than 1**

Choice	Party	Absentee Voting		Election Day Voting		Total	
Alan W. Jager		0	0.00%	69	18.70%	69	18.70%
Greg VanWoerkom		0	0.00%	272	73.71%	272	73.71%
Cast Votes:		0	0.00%	341	92.41%	341	92.41%
Undervotes:		0	0.00%	28	7.59%	28	7.59%
Overvotes:		0	0.00%	0	0.00%	0	0.00%
Invalid votes:		0	0.00%	0	0.00%	0	0.00%

**County Commissioner District 5 - Republican Party - Vote for not more than 1**

Choice	Party	Absentee Voting		Election Day Voting		Total	
David Farhat		0	0.00%	122	33.06%	122	33.06%
Zach Lahring		0	0.00%	231	62.60%	231	62.60%
Cast Votes:		0	0.00%	353	95.66%	353	95.66%
Undervotes:		0	0.00%	16	4.34%	16	4.34%
Overvotes:		0	0.00%	0	0.00%	0	0.00%
Invalid votes:		0	0.00%	0	0.00%	0	0.00%

**Precinct Results**

Election Night Reporting

Run Time 5:19 PM

Run Date 08/10/2018

**Muskegon County, Michigan**

Primary Election, Tuesday, August 7, 2018

8/7/2018

Page 105 of 502

**Official results**

Registered Voters

33693 of 125609 = 26.82 %

Precincts Reporting

67 of 67 = 100.00 %

**Fruitport Charter Township Precinct 2****Trustee Partial Term Ending 11/20/2020 - Republican Party - Vote for not more than 1**

Choice	Party	Absentee Voting		Election Day Voting		Total	
Cast Votes:		0	0.00%	0	0.00%	0	0.00%
Undervotes:		0	0.00%	369	100.00%	369	100.00%
Overvotes:		0	0.00%	0	0.00%	0	0.00%
Invalid votes:		0	0.00%	0	0.00%	0	0.00%

**Governor - Democratic Party - Vote for not more than 1**

Choice	Party	Absentee Voting		Election Day Voting		Total	
Gretchen Whitmer		0	0.00%	173	57.86%	173	57.86%
Abdul El-Sayed		0	0.00%	55	18.39%	55	18.39%
Shri Thanedar		0	0.00%	65	21.74%	65	21.74%
William Cobbs (W)		0	0.00%	0	0.00%	0	0.00%
Cast Votes:		0	0.00%	293	97.99%	293	97.99%
Undervotes:		0	0.00%	6	2.01%	6	2.01%
Overvotes:		0	0.00%	0	0.00%	0	0.00%
Invalid votes:		0	0.00%	0	0.00%	0	0.00%

**United States Senator - Democratic Party - Vote for not more than 1**

Choice	Party	Absentee Voting		Election Day Voting		Total	
Debbie Stabenow		0	0.00%	266	88.96%	266	88.96%
Cast Votes:		0	0.00%	266	88.96%	266	88.96%
Undervotes:		0	0.00%	33	11.04%	33	11.04%
Overvotes:		0	0.00%	0	0.00%	0	0.00%
Invalid votes:		0	0.00%	0	0.00%	0	0.00%

**Precinct Results**

Election Night Reporting

Run Time 5:19 PM

Run Date 08/10/2018

**Muskegon County, Michigan**

Primary Election, Tuesday, August 7, 2018

8/7/2018

Page 106 of 502

**Official results**

Registered Voters

33693 of 125609 = 26.82 %

Precincts Reporting

67 of 67 = 100.00 %

**Fruitport Charter Township Precinct 2****Representative in Congress - Democratic Party - Vote for not more than 1**

Choice	Party	Absentee Voting		Election Day Voting		Total	
Rob Davidson		0	0.00%	252	84.28%	252	84.28%
Cast Votes:		0	0.00%	252	84.28%	252	84.28%
Undervotes:		0	0.00%	47	15.72%	47	15.72%
Overvotes:		0	0.00%	0	0.00%	0	0.00%
Invalid votes:		0	0.00%	0	0.00%	0	0.00%

**State Senator - Democratic Party - Vote for not more than 1**

Choice	Party	Absentee Voting		Election Day Voting		Total	
Collene Lamonte		0	0.00%	152	50.84%	152	50.84%
Poppy Sias-Hernandez		0	0.00%	130	43.48%	130	43.48%
Cast Votes:		0	0.00%	282	94.31%	282	94.31%
Undervotes:		0	0.00%	17	5.69%	17	5.69%
Overvotes:		0	0.00%	0	0.00%	0	0.00%
Invalid votes:		0	0.00%	0	0.00%	0	0.00%

**Representative in State Legislature 91st District - Democratic Party - Vote for not more than 1**

Choice	Party	Absentee Voting		Election Day Voting		Total	
Tanya Cabala		0	0.00%	153	51.17%	153	51.17%
Andy O'Riley		0	0.00%	133	44.48%	133	44.48%
Cast Votes:		0	0.00%	286	95.65%	286	95.65%
Undervotes:		0	0.00%	13	4.35%	13	4.35%
Overvotes:		0	0.00%	0	0.00%	0	0.00%
Invalid votes:		0	0.00%	0	0.00%	0	0.00%

**Precinct Results**

Election Night Reporting

Run Time 5:19 PM

Run Date 08/10/2018

**Muskegon County, Michigan**

Primary Election, Tuesday, August 7, 2018

8/7/2018

Page 107 of 502

**Official results**

Registered Voters

33693 of 125609 = 26.82 %

Precincts Reporting

67 of 67 = 100.00 %

**Fruitport Charter Township Precinct 2****County Commissioner District 5 - Democratic Party - Vote for not more than 1**

Choice	Party	Absentee Voting		Election Day Voting		Total	
Brandon Popp		0	0.00%	247	82.61%	247	82.61%
	Cast Votes:	0	0.00%	247	82.61%	247	82.61%
	Undervotes:	0	0.00%	52	17.39%	52	17.39%
	Overvotes:	0	0.00%	0	0.00%	0	0.00%
	Invalid votes:	0	0.00%	0	0.00%	0	0.00%

**Trustee Partial Term Ending 11/20/2020 - Democratic Party - Vote for not more than 1**

Choice	Party	Absentee Voting		Election Day Voting		Total	
Todd Dunham		0	0.00%	129	43.14%	129	43.14%
Terry Knoll		0	0.00%	139	46.49%	139	46.49%
	Cast Votes:	0	0.00%	268	89.63%	268	89.63%
	Undervotes:	0	0.00%	31	10.37%	31	10.37%
	Overvotes:	0	0.00%	0	0.00%	0	0.00%
	Invalid votes:	0	0.00%	0	0.00%	0	0.00%

**Governor - Libertarian Party - Vote for not more than 1**

Choice	Party	Absentee Voting		Election Day Voting		Total	
Bill Gelineau		0	0.00%	2	100.00%	2	100.00%
John J. Tatar		0	0.00%	0	0.00%	0	0.00%
	Cast Votes:	0	0.00%	2	100.00%	2	100.00%
	Undervotes:	0	0.00%	0	0.00%	0	0.00%
	Overvotes:	0	0.00%	0	0.00%	0	0.00%
	Invalid votes:	0	0.00%	0	0.00%	0	0.00%



**Precinct Results**

Election Night Reporting

Run Time 5:19 PM

Run Date 08/10/2018

**Muskegon County, Michigan**

Primary Election, Tuesday, August 7, 2018

8/7/2018

Page 108 of 502

**Official results**

Registered Voters

33693 of 125609 = 26.82 %

Precincts Reporting

67 of 67 = 100.00 %

**Fruitport Charter Township Precinct 2****United States Senator - Libertarian Party - Vote for not more than 1**

Choice	Party	Absentee Voting		Election Day Voting		Total	
Tim Yow (W)		0	0.00%	0	0.00%	0	0.00%
	Cast Votes:	0	0.00%	0	0.00%	0	0.00%
	Undervotes:	0	0.00%	2	100.00%	2	100.00%
	Overvotes:	0	0.00%	0	0.00%	0	0.00%
	Invalid votes:	0	0.00%	0	0.00%	0	0.00%

**Representative in Congress - Libertarian Party - Vote for not more than 1**

Choice	Party	Absentee Voting		Election Day Voting		Total	
	Cast Votes:	0	0.00%	0	0.00%	0	0.00%
	Undervotes:	0	0.00%	2	100.00%	2	100.00%
	Overvotes:	0	0.00%	0	0.00%	0	0.00%
	Invalid votes:	0	0.00%	0	0.00%	0	0.00%

**State Senator - Libertarian Party - Vote for not more than 1**

Choice	Party	Absentee Voting		Election Day Voting		Total	
Max Riekse		0	0.00%	2	100.00%	2	100.00%
	Cast Votes:	0	0.00%	2	100.00%	2	100.00%
	Undervotes:	0	0.00%	0	0.00%	0	0.00%
	Overvotes:	0	0.00%	0	0.00%	0	0.00%
	Invalid votes:	0	0.00%	0	0.00%	0	0.00%

**Representative in State Legislature 91st District - Libertarian Party - Vote for not more than 1**

Choice	Party	Absentee Voting		Election Day Voting		Total	
	Cast Votes:	0	0.00%	0	0.00%	0	0.00%
	Undervotes:	0	0.00%	2	100.00%	2	100.00%
	Overvotes:	0	0.00%	0	0.00%	0	0.00%
	Invalid votes:	0	0.00%	0	0.00%	0	0.00%



**Precinct Results**

Election Night Reporting

Run Time 5:19 PM

Run Date 08/10/2018

**Muskegon County, Michigan**

Primary Election, Tuesday, August 7, 2018

8/7/2018

Page 111 of 502

**Official results**

Registered Voters

33693 of 125609 = 26.82 %

Precincts Reporting

67 of 67 = 100.00 %

**Fruitport Charter Township Precinct 3****Governor - Republican Party - Vote for not more than 1**

Choice	Party	Absentee Voting		Election Day Voting		Total	
Patrick Colbeck		0	0.00%	77	17.54%	77	17.54%
Brian Calley		0	0.00%	75	17.08%	75	17.08%
Jim Hines		0	0.00%	48	10.93%	48	10.93%
Bill Schuette		0	0.00%	229	52.16%	229	52.16%
Evan Space (W)		0	0.00%	0	0.00%	0	0.00%
Cast Votes:		0	0.00%	429	97.72%	429	97.72%
Undervotes:		0	0.00%	4	0.91%	4	0.91%
Overvotes:		0	0.00%	0	0.00%	0	0.00%
Invalid votes:		0	0.00%	6	1.37%	6	1.37%

**United States Senator - Republican Party - Vote for not more than 1**

Choice	Party	Absentee Voting		Election Day Voting		Total	
John James		0	0.00%	220	50.23%	220	50.23%
Sandy Pensler		0	0.00%	196	44.75%	196	44.75%
William F. White (W)		0	0.00%	0	0.00%	0	0.00%
Cast Votes:		0	0.00%	416	94.98%	416	94.98%
Undervotes:		0	0.00%	17	3.88%	17	3.88%
Overvotes:		0	0.00%	0	0.00%	0	0.00%
Invalid votes:		0	0.00%	5	1.14%	5	1.14%

**Representative in Congress - Republican Party - Vote for not more than 1**

Choice	Party	Absentee Voting		Election Day Voting		Total	
Bill Huizenga		0	0.00%	379	86.53%	379	86.53%
Cast Votes:		0	0.00%	379	86.53%	379	86.53%
Undervotes:		0	0.00%	54	12.33%	54	12.33%
Overvotes:		0	0.00%	0	0.00%	0	0.00%
Invalid votes:		0	0.00%	5	1.14%	5	1.14%

**Precinct Results**

Election Night Reporting

Run Time 5:19 PM

Run Date 08/10/2018

**Muskegon County, Michigan**

Primary Election, Tuesday, August 7, 2018

8/7/2018

Page 112 of 502

**Official results**

Registered Voters

33693 of 125609 = 26.82 %

Precincts Reporting

67 of 67 = 100.00 %

**Fruitport Charter Township Precinct 3****State Senator - Republican Party - Vote for not more than 1**

Choice	Party	Absentee Voting		Election Day Voting		Total	
Jon Bumstead		0	0.00%	163	37.21%	163	37.21%
Holly Hughes		0	0.00%	265	60.50%	265	60.50%
Cast Votes:		0	0.00%	428	97.72%	428	97.72%
Undervotes:		0	0.00%	5	1.14%	5	1.14%
Overvotes:		0	0.00%	0	0.00%	0	0.00%
Invalid votes:		0	0.00%	5	1.14%	5	1.14%

**Representative in State Legislature 91st District - Republican Party - Vote for not more than 1**

Choice	Party	Absentee Voting		Election Day Voting		Total	
Alan W. Jager		0	0.00%	87	19.91%	87	19.91%
Greg VanWoerkom		0	0.00%	324	74.14%	324	74.14%
Cast Votes:		0	0.00%	411	94.05%	411	94.05%
Undervotes:		0	0.00%	22	5.03%	22	5.03%
Overvotes:		0	0.00%	0	0.00%	0	0.00%
Invalid votes:		0	0.00%	4	0.92%	4	0.92%

**County Commissioner District 5 - Republican Party - Vote for not more than 1**

Choice	Party	Absentee Voting		Election Day Voting		Total	
David Farhat		0	0.00%	126	28.77%	126	28.77%
Zach Lahring		0	0.00%	285	65.07%	285	65.07%
Cast Votes:		0	0.00%	411	93.84%	411	93.84%
Undervotes:		0	0.00%	22	5.02%	22	5.02%
Overvotes:		0	0.00%	0	0.00%	0	0.00%
Invalid votes:		0	0.00%	5	1.14%	5	1.14%

**Precinct Results**

Election Night Reporting

Run Time 5:19 PM

Run Date 08/10/2018

**Muskegon County, Michigan**

Primary Election, Tuesday, August 7, 2018

8/7/2018

Page 113 of 502

**Official results**

Registered Voters

33693 of 125609 = 26.82 %

Precincts Reporting

67 of 67 = 100.00 %

**Fruitport Charter Township Precinct 3****Trustee Partial Term Ending 11/20/2020 - Republican Party - Vote for not more than 1**

Choice	Party	Absentee Voting		Election Day Voting		Total	
	Cast Votes:	0	0.00%	0	0.00%	0	0.00%
	Undervotes:	0	0.00%	433	99.77%	433	99.77%
	Overvotes:	0	0.00%	0	0.00%	0	0.00%
	Invalid votes:	0	0.00%	1	0.23%	1	0.23%

**Governor - Democratic Party - Vote for not more than 1**

Choice	Party	Absentee Voting		Election Day Voting		Total	
Gretchen Whitmer		0	0.00%	211	50.48%	211	50.48%
Abdul El-Sayed		0	0.00%	99	23.68%	99	23.68%
Shri Thanedar		0	0.00%	97	23.21%	97	23.21%
William Cobbs (W)		0	0.00%	0	0.00%	0	0.00%
	Cast Votes:	0	0.00%	407	97.37%	407	97.37%
	Undervotes:	0	0.00%	6	1.44%	6	1.44%
	Overvotes:	0	0.00%	1	0.24%	1	0.24%
	Invalid votes:	0	0.00%	4	0.96%	4	0.96%

**United States Senator - Democratic Party - Vote for not more than 1**

Choice	Party	Absentee Voting		Election Day Voting		Total	
Debbie Stabenow		0	0.00%	377	90.19%	377	90.19%
	Cast Votes:	0	0.00%	377	90.19%	377	90.19%
	Undervotes:	0	0.00%	37	8.85%	37	8.85%
	Overvotes:	0	0.00%	0	0.00%	0	0.00%
	Invalid votes:	0	0.00%	4	0.96%	4	0.96%

**Precinct Results**

Election Night Reporting

Run Time 5:19 PM

Run Date 08/10/2018

**Muskegon County, Michigan**

Primary Election, Tuesday, August 7, 2018

8/7/2018

Page 114 of 502

**Official results**

Registered Voters

33693 of 125609 = 26.82 %

Precincts Reporting

67 of 67 = 100.00 %

**Fruitport Charter Township Precinct 3****Representative in Congress - Democratic Party - Vote for not more than 1**

Choice	Party	Absentee Voting		Election Day Voting		Total	
Rob Davidson		0	0.00%	346	82.78%	346	82.78%
	Cast Votes:	0	0.00%	346	82.78%	346	82.78%
	Undervotes:	0	0.00%	68	16.27%	68	16.27%
	Overvotes:	0	0.00%	0	0.00%	0	0.00%
	Invalid votes:	0	0.00%	4	0.96%	4	0.96%

**State Senator - Democratic Party - Vote for not more than 1**

Choice	Party	Absentee Voting		Election Day Voting		Total	
Collene Lamonte		0	0.00%	232	55.50%	232	55.50%
Poppy Sias-Hernandez		0	0.00%	162	38.76%	162	38.76%
	Cast Votes:	0	0.00%	394	94.26%	394	94.26%
	Undervotes:	0	0.00%	20	4.78%	20	4.78%
	Overvotes:	0	0.00%	0	0.00%	0	0.00%
	Invalid votes:	0	0.00%	4	0.96%	4	0.96%

**Representative in State Legislature 91st District - Democratic Party - Vote for not more than 1**

Choice	Party	Absentee Voting		Election Day Voting		Total	
Tanya Cabala		0	0.00%	166	39.71%	166	39.71%
Andy O'Riley		0	0.00%	207	49.52%	207	49.52%
	Cast Votes:	0	0.00%	373	89.23%	373	89.23%
	Undervotes:	0	0.00%	41	9.81%	41	9.81%
	Overvotes:	0	0.00%	0	0.00%	0	0.00%
	Invalid votes:	0	0.00%	4	0.96%	4	0.96%

**Precinct Results**

Election Night Reporting

Run Time 5:19 PM

Run Date 08/10/2018

**Muskegon County, Michigan**

Primary Election, Tuesday, August 7, 2018

8/7/2018

Page 115 of 502

**Official results**

Registered Voters

33693 of 125609 = 26.82 %

Precincts Reporting

67 of 67 = 100.00 %

**Fruitport Charter Township Precinct 3****County Commissioner District 5 - Democratic Party - Vote for not more than 1**

Choice	Party	Absentee Voting		Election Day Voting		Total	
Brandon Popp		0	0.00%	347	83.01%	347	83.01%
	Cast Votes:	0	0.00%	347	83.01%	347	83.01%
	Undervotes:	0	0.00%	67	16.03%	67	16.03%
	Overvotes:	0	0.00%	0	0.00%	0	0.00%
	Invalid votes:	0	0.00%	4	0.96%	4	0.96%

**Trustee Partial Term Ending 11/20/2020 - Democratic Party - Vote for not more than 1**

Choice	Party	Absentee Voting		Election Day Voting		Total	
Todd Dunham		0	0.00%	173	41.09%	173	41.09%
Terry Knoll		0	0.00%	187	44.42%	187	44.42%
	Cast Votes:	0	0.00%	360	85.51%	360	85.51%
	Undervotes:	0	0.00%	54	12.83%	54	12.83%
	Overvotes:	0	0.00%	0	0.00%	0	0.00%
	Invalid votes:	0	0.00%	7	1.66%	7	1.66%

**Governor - Libertarian Party - Vote for not more than 1**

Choice	Party	Absentee Voting		Election Day Voting		Total	
Bill Gelineau		0	0.00%	0	0.00%	0	0.00%
John J. Tatar		0	0.00%	0	0.00%	0	0.00%
	Cast Votes:	0	0.00%	0	0.00%	0	0.00%
	Undervotes:	0	0.00%	0	0.00%	0	0.00%
	Overvotes:	0	0.00%	0	0.00%	0	0.00%
	Invalid votes:	0	0.00%	2	100.00%	2	100.00%

**Precinct Results**

Election Night Reporting

Run Time 5:19 PM

Run Date 08/10/2018

**Muskegon County, Michigan**

Primary Election, Tuesday, August 7, 2018

8/7/2018

Page 116 of 502

**Official results**

Registered Voters

33693 of 125609 = 26.82 %

Precincts Reporting

67 of 67 = 100.00 %

**Fruitport Charter Township Precinct 3****United States Senator - Libertarian Party - Vote for not more than 1**

Choice	Party	Absentee Voting		Election Day Voting		Total	
Tim Yow (W)		0	0.00%	0	0.00%	0	0.00%
	Cast Votes:	0	0.00%	0	0.00%	0	0.00%
	Undervotes:	0	0.00%	0	0.00%	0	0.00%
	Overvotes:	0	0.00%	0	0.00%	0	0.00%
	Invalid votes:	0	0.00%	1	100.00%	1	100.00%

**Representative in Congress - Libertarian Party - Vote for not more than 1**

Choice	Party	Absentee Voting		Election Day Voting		Total	
	Cast Votes:	0	0.00%	0	0.00%	0	0.00%
	Undervotes:	0	0.00%	0	0.00%	0	0.00%
	Overvotes:	0	0.00%	0	0.00%	0	0.00%
	Invalid votes:	0	0.00%	1	100.00%	1	100.00%

**State Senator - Libertarian Party - Vote for not more than 1**

Choice	Party	Absentee Voting		Election Day Voting		Total	
Max Riekse		0	0.00%	0	0.00%	0	0.00%
	Cast Votes:	0	0.00%	0	0.00%	0	0.00%
	Undervotes:	0	0.00%	0	0.00%	0	0.00%
	Overvotes:	0	0.00%	0	0.00%	0	0.00%
	Invalid votes:	0	0.00%	1	100.00%	1	100.00%

**Representative in State Legislature 91st District - Libertarian Party - Vote for not more than 1**

Choice	Party	Absentee Voting		Election Day Voting		Total	
	Cast Votes:	0	0.00%	0	0.00%	0	0.00%
	Undervotes:	0	0.00%	0	0.00%	0	0.00%
	Overvotes:	0	0.00%	0	0.00%	0	0.00%
	Invalid votes:	0	0.00%	1	100.00%	1	100.00%

**Precinct Results**

Election Night Reporting

Run Time 7:00 PM

Run Date 08/13/2018

**Muskegon County, Michigan**

Primary Election, Tuesday, August 7, 2018

8/7/2018

Page 106 of 471

**Official results**

Registered Voters

33694 of 125609 = 26.82 %

Precincts Reporting

67 of 67 = 100.00 %

**Fruitport Charter Township Precinct 4****Governor - Republican Party - Vote for not more than 1**

Choice	Party	Absentee Voting		Election Day Voting		Total	
Patrick Colbeck		0	0.00%	77	13.58%	77	13.58%
Brian Calley		0	0.00%	115	20.28%	115	20.28%
Jim Hines		0	0.00%	54	9.52%	54	9.52%
Bill Schuette		0	0.00%	303	53.44%	303	53.44%
Evan Space (W)		0	0.00%	0	0.00%	0	0.00%
Cast Votes:		0	0.00%	549	96.83%	549	96.83%
Undervotes:		0	0.00%	9	1.59%	9	1.59%
Overvotes:		0	0.00%	0	0.00%	0	0.00%

**United States Senator - Republican Party - Vote for not more than 1**

Choice	Party	Absentee Voting		Election Day Voting		Total	
John James		0	0.00%	237	41.80%	237	41.80%
Sandy Pensler		0	0.00%	288	50.79%	288	50.79%
William F. White (W)		0	0.00%	0	0.00%	0	0.00%
Cast Votes:		0	0.00%	525	92.59%	525	92.59%
Undervotes:		0	0.00%	33	5.82%	33	5.82%
Overvotes:		0	0.00%	0	0.00%	0	0.00%

**Representative in Congress - Republican Party - Vote for not more than 1**

Choice	Party	Absentee Voting		Election Day Voting		Total	
Bill Huizenga		0	0.00%	476	83.66%	476	83.66%
Cast Votes:		0	0.00%	476	83.66%	476	83.66%
Undervotes:		0	0.00%	82	14.41%	82	14.41%
Overvotes:		0	0.00%	0	0.00%	0	0.00%



**Precinct Results**

Election Night Reporting

Run Time 7:00 PM

Run Date 08/13/2018

**Muskegon County, Michigan**

Primary Election, Tuesday, August 7, 2018

8/7/2018

Page 107 of 471

**Official results**

Registered Voters

33694 of 125609 = 26.82 %

Precincts Reporting

67 of 67 = 100.00 %

**Fruitport Charter Township Precinct 4****State Senator - Republican Party - Vote for not more than 1**

Choice	Party	Absentee Voting		Election Day Voting		Total	
Jon Bumstead		0	0.00%	209	36.47%	209	36.47%
Holly Hughes		0	0.00%	337	58.81%	337	58.81%
Cast Votes:		0	0.00%	546	95.29%	546	95.29%
Undervotes:		0	0.00%	12	2.09%	12	2.09%
Overvotes:		0	0.00%	0	0.00%	0	0.00%

**Representative in State Legislature 91st District - Republican Party - Vote for not more than 1**

Choice	Party	Absentee Voting		Election Day Voting		Total	
Alan W. Jager		0	0.00%	89	15.70%	89	15.70%
Greg VanWoerkom		0	0.00%	407	71.78%	407	71.78%
Cast Votes:		0	0.00%	496	87.48%	496	87.48%
Undervotes:		0	0.00%	62	10.93%	62	10.93%
Overvotes:		0	0.00%	0	0.00%	0	0.00%

**County Commissioner District 5 - Republican Party - Vote for not more than 1**

Choice	Party	Absentee Voting		Election Day Voting		Total	
David Farhat		0	0.00%	174	30.37%	174	30.37%
Zach Lahring		0	0.00%	333	58.12%	333	58.12%
Cast Votes:		0	0.00%	507	88.48%	507	88.48%
Undervotes:		0	0.00%	51	8.90%	51	8.90%
Overvotes:		0	0.00%	0	0.00%	0	0.00%

**Trustee Partial Term Ending 11/20/2020 - Republican Party - Vote for not more than 1**

Choice	Party	Absentee Voting		Election Day Voting		Total	
Cast Votes:		0	0.00%	0	0.00%	0	0.00%
Undervotes:		0	0.00%	557	99.82%	557	99.82%
Overvotes:		0	0.00%	0	0.00%	0	0.00%



**Precinct Results**

Election Night Reporting

Run Time 5:19 PM

Run Date 08/10/2018

**Muskegon County, Michigan**

Primary Election, Tuesday, August 7, 2018

8/7/2018

Page 121 of 502

**Official results**

Registered Voters

33693 of 125609 = 26.82 %

Precincts Reporting

67 of 67 = 100.00 %

**Fruitport Charter Township Precinct 4****Trustee Partial Term Ending 11/20/2020 - Republican Party - Vote for not more than 1**

Choice	Party	Absentee Voting		Election Day Voting		Total	
Cast Votes:		0	0.00%	0	0.00%	0	0.00%
Undervotes:		0	0.00%	557	99.82%	557	99.82%
Overvotes:		0	0.00%	0	0.00%	0	0.00%
Invalid votes:		0	0.00%	1	0.18%	1	0.18%

**Governor - Democratic Party - Vote for not more than 1**

Choice	Party	Absentee Voting		Election Day Voting		Total	
Gretchen Whitmer		0	0.00%	224	53.98%	224	53.98%
Abdul El-Sayed		0	0.00%	96	23.13%	96	23.13%
Shri Thanedar		0	0.00%	79	19.04%	79	19.04%
William Cobbs (W)		0	0.00%	0	0.00%	0	0.00%
Cast Votes:		0	0.00%	399	96.14%	399	96.14%
Undervotes:		0	0.00%	4	0.96%	4	0.96%
Overvotes:		0	0.00%	0	0.00%	0	0.00%
Invalid votes:		0	0.00%	12	2.89%	12	2.89%

**United States Senator - Democratic Party - Vote for not more than 1**

Choice	Party	Absentee Voting		Election Day Voting		Total	
Debbie Stabenow		0	0.00%	360	87.59%	360	87.59%
Cast Votes:		0	0.00%	360	87.59%	360	87.59%
Undervotes:		0	0.00%	43	10.46%	43	10.46%
Overvotes:		0	0.00%	0	0.00%	0	0.00%
Invalid votes:		0	0.00%	8	1.95%	8	1.95%

**Precinct Results**

Election Night Reporting

Run Time 5:19 PM

Run Date 08/10/2018

**Muskegon County, Michigan**

Primary Election, Tuesday, August 7, 2018

8/7/2018

Page 122 of 502

**Official results**

Registered Voters

33693 of 125609 = 26.82 %

Precincts Reporting

67 of 67 = 100.00 %

**Fruitport Charter Township Precinct 4****Representative in Congress - Democratic Party - Vote for not more than 1**

Choice	Party	Absentee Voting		Election Day Voting		Total	
Rob Davidson		0	0.00%	324	79.61%	324	79.61%
	Cast Votes:	0	0.00%	324	79.61%	324	79.61%
	Undervotes:	0	0.00%	79	19.41%	79	19.41%
	Overvotes:	0	0.00%	0	0.00%	0	0.00%
	Invalid votes:	0	0.00%	4	0.98%	4	0.98%

**State Senator - Democratic Party - Vote for not more than 1**

Choice	Party	Absentee Voting		Election Day Voting		Total	
Collene Lamonte		0	0.00%	219	53.28%	219	53.28%
Poppy Sias-Hernandez		0	0.00%	167	40.63%	167	40.63%
	Cast Votes:	0	0.00%	386	93.92%	386	93.92%
	Undervotes:	0	0.00%	17	4.14%	17	4.14%
	Overvotes:	0	0.00%	0	0.00%	0	0.00%
	Invalid votes:	0	0.00%	8	1.95%	8	1.95%

**Representative in State Legislature 91st District - Democratic Party - Vote for not more than 1**

Choice	Party	Absentee Voting		Election Day Voting		Total	
Tanya Cabala		0	0.00%	187	45.50%	187	45.50%
Andy O'Riley		0	0.00%	185	45.01%	185	45.01%
	Cast Votes:	0	0.00%	372	90.51%	372	90.51%
	Undervotes:	0	0.00%	31	7.54%	31	7.54%
	Overvotes:	0	0.00%	0	0.00%	0	0.00%
	Invalid votes:	0	0.00%	8	1.95%	8	1.95%

**Precinct Results**

Election Night Reporting

Run Time 5:19 PM

Run Date 08/10/2018

**Muskegon County, Michigan**

Primary Election, Tuesday, August 7, 2018

8/7/2018

Page 123 of 502

**Official results**

Registered Voters

33693 of 125609 = 26.82 %

Precincts Reporting

67 of 67 = 100.00 %

**Fruitport Charter Township Precinct 4****County Commissioner District 5 - Democratic Party - Vote for not more than 1**

Choice	Party	Absentee Voting		Election Day Voting		Total	
Brandon Popp		0	0.00%	321	79.26%	321	79.26%
Cast Votes:		0	0.00%	321	79.26%	321	79.26%
Undervotes:		0	0.00%	82	20.25%	82	20.25%
Overvotes:		0	0.00%	0	0.00%	0	0.00%
Invalid votes:		0	0.00%	2	0.49%	2	0.49%

**Trustee Partial Term Ending 11/20/2020 - Democratic Party - Vote for not more than 1**

Choice	Party	Absentee Voting		Election Day Voting		Total	
Todd Dunham		0	0.00%	166	40.19%	166	40.19%
Terry Knoll		0	0.00%	183	44.31%	183	44.31%
Cast Votes:		0	0.00%	349	84.50%	349	84.50%
Undervotes:		0	0.00%	53	12.83%	53	12.83%
Overvotes:		0	0.00%	1	0.24%	1	0.24%
Invalid votes:		0	0.00%	10	2.42%	10	2.42%

**Governor - Libertarian Party - Vote for not more than 1**

Choice	Party	Absentee Voting		Election Day Voting		Total	
Bill Gelineau		0	0.00%	2	66.67%	2	66.67%
John J. Tatar		0	0.00%	1	33.33%	1	33.33%
Cast Votes:		0	0.00%	3	100.00%	3	100.00%
Undervotes:		0	0.00%	0	0.00%	0	0.00%
Overvotes:		0	0.00%	0	0.00%	0	0.00%
Invalid votes:		0	0.00%	0	0.00%	0	0.00%

**Precinct Results**

Election Night Reporting

Run Time 5:19 PM

Run Date 08/10/2018

**Muskegon County, Michigan**

Primary Election, Tuesday, August 7, 2018

8/7/2018

Page 124 of 502

**Official results**

Registered Voters

33693 of 125609 = 26.82 %

Precincts Reporting

67 of 67 = 100.00 %

**Fruitport Charter Township Precinct 4****United States Senator - Libertarian Party - Vote for not more than 1**

Choice	Party	Absentee Voting		Election Day Voting		Total	
Tim Yow (W)		0	0.00%	0	0.00%	0	0.00%
	Cast Votes:	0	0.00%	0	0.00%	0	0.00%
	Undervotes:	0	0.00%	3	100.00%	3	100.00%
	Overvotes:	0	0.00%	0	0.00%	0	0.00%
	Invalid votes:	0	0.00%	0	0.00%	0	0.00%

**Representative in Congress - Libertarian Party - Vote for not more than 1**

Choice	Party	Absentee Voting		Election Day Voting		Total	
	Cast Votes:	0	0.00%	0	0.00%	0	0.00%
	Undervotes:	0	0.00%	3	100.00%	3	100.00%
	Overvotes:	0	0.00%	0	0.00%	0	0.00%
	Invalid votes:	0	0.00%	0	0.00%	0	0.00%

**State Senator - Libertarian Party - Vote for not more than 1**

Choice	Party	Absentee Voting		Election Day Voting		Total	
Max Riekse		0	0.00%	3	75.00%	3	75.00%
	Cast Votes:	0	0.00%	3	75.00%	3	75.00%
	Undervotes:	0	0.00%	0	0.00%	0	0.00%
	Overvotes:	0	0.00%	0	0.00%	0	0.00%
	Invalid votes:	0	0.00%	1	25.00%	1	25.00%

**Representative in State Legislature 91st District - Libertarian Party - Vote for not more than 1**

Choice	Party	Absentee Voting		Election Day Voting		Total	
	Cast Votes:	0	0.00%	0	0.00%	0	0.00%
	Undervotes:	0	0.00%	3	100.00%	3	100.00%
	Overvotes:	0	0.00%	0	0.00%	0	0.00%
	Invalid votes:	0	0.00%	0	0.00%	0	0.00%

**Precinct Results**

Election Night Reporting

Run Time 5:19 PM

Run Date 08/10/2018

**Muskegon County, Michigan**

Primary Election, Tuesday, August 7, 2018

8/7/2018

Page 127 of 502

**Official results**

Registered Voters

33693 of 125609 = 26.82 %

Precincts Reporting

67 of 67 = 100.00 %

**Holton Township Precinct 1****Governor - Republican Party - Vote for not more than 1**

Choice	Party	Absentee Voting		Election Day Voting		Total	
Patrick Colbeck		0	0.00%	51	19.32%	51	19.32%
Brian Calley		0	0.00%	38	14.39%	38	14.39%
Jim Hines		0	0.00%	40	15.15%	40	15.15%
Bill Schuette		0	0.00%	128	48.48%	128	48.48%
Evan Space (W)		0	0.00%	0	0.00%	0	0.00%
Cast Votes:		0	0.00%	257	97.35%	257	97.35%
Undervotes:		0	0.00%	6	2.27%	6	2.27%
Overvotes:		0	0.00%	0	0.00%	0	0.00%
Invalid votes:		0	0.00%	1	0.38%	1	0.38%

**United States Senator - Republican Party - Vote for not more than 1**

Choice	Party	Absentee Voting		Election Day Voting		Total	
John James		0	0.00%	123	46.59%	123	46.59%
Sandy Pensler		0	0.00%	130	49.24%	130	49.24%
William F. White (W)		0	0.00%	0	0.00%	0	0.00%
Cast Votes:		0	0.00%	253	95.83%	253	95.83%
Undervotes:		0	0.00%	10	3.79%	10	3.79%
Overvotes:		0	0.00%	0	0.00%	0	0.00%
Invalid votes:		0	0.00%	1	0.38%	1	0.38%

**Representative in Congress - Republican Party - Vote for not more than 1**

Choice	Party	Absentee Voting		Election Day Voting		Total	
Bill Huizenga		0	0.00%	220	83.33%	220	83.33%
Cast Votes:		0	0.00%	220	83.33%	220	83.33%
Undervotes:		0	0.00%	43	16.29%	43	16.29%
Overvotes:		0	0.00%	0	0.00%	0	0.00%
Invalid votes:		0	0.00%	1	0.38%	1	0.38%

**Precinct Results**

Election Night Reporting

Run Time 5:19 PM

Run Date 08/10/2018

**Muskegon County, Michigan**

Primary Election, Tuesday, August 7, 2018

8/7/2018

Page 128 of 502

**Official results**

Registered Voters

33693 of 125609 = 26.82 %

Precincts Reporting

67 of 67 = 100.00 %

**Holton Township Precinct 1****State Senator - Republican Party - Vote for not more than 1**

Choice	Party	Absentee Voting		Election Day Voting		Total	
Jon Bumstead		0	0.00%	151	57.20%	151	57.20%
Holly Hughes		0	0.00%	104	39.39%	104	39.39%
Cast Votes:		0	0.00%	255	96.59%	255	96.59%
Undervotes:		0	0.00%	8	3.03%	8	3.03%
Overvotes:		0	0.00%	0	0.00%	0	0.00%
Invalid votes:		0	0.00%	1	0.38%	1	0.38%

**Representative in State Legislature 91st District - Republican Party - Vote for not more than 1**

Choice	Party	Absentee Voting		Election Day Voting		Total	
Alan W. Jager		0	0.00%	141	53.41%	141	53.41%
Greg VanWoerkom		0	0.00%	115	43.56%	115	43.56%
Cast Votes:		0	0.00%	256	96.97%	256	96.97%
Undervotes:		0	0.00%	7	2.65%	7	2.65%
Overvotes:		0	0.00%	0	0.00%	0	0.00%
Invalid votes:		0	0.00%	1	0.38%	1	0.38%

**County Commissioner District 7 - Republican Party - Vote for not more than 1**

Choice	Party	Absentee Voting		Election Day Voting		Total	
Gary L. Foster		0	0.00%	217	82.20%	217	82.20%
Cast Votes:		0	0.00%	217	82.20%	217	82.20%
Undervotes:		0	0.00%	46	17.42%	46	17.42%
Overvotes:		0	0.00%	0	0.00%	0	0.00%
Invalid votes:		0	0.00%	1	0.38%	1	0.38%



**Precinct Results**

Election Night Reporting

Run Time 5:19 PM

Run Date 08/10/2018

**Muskegon County, Michigan**

Primary Election, Tuesday, August 7, 2018

8/7/2018

Page 129 of 502

**Official results**

Registered Voters

33693 of 125609 = 26.82 %

Precincts Reporting

67 of 67 = 100.00 %

**Holton Township Precinct 1****Governor - Democratic Party - Vote for not more than 1**

Choice	Party	Absentee Voting		Election Day Voting		Total	
Gretchen Whitmer		0	0.00%	111	64.91%	111	64.91%
Abdul El-Sayed		0	0.00%	27	15.79%	27	15.79%
Shri Thanedar		0	0.00%	30	17.54%	30	17.54%
William Cobbs (W)		0	0.00%	0	0.00%	0	0.00%
Cast Votes:		0	0.00%	168	98.25%	168	98.25%
Undervotes:		0	0.00%	1	0.58%	1	0.58%
Overvotes:		0	0.00%	0	0.00%	0	0.00%
Invalid votes:		0	0.00%	2	1.17%	2	1.17%

**United States Senator - Democratic Party - Vote for not more than 1**

Choice	Party	Absentee Voting		Election Day Voting		Total	
Debbie Stabenow		0	0.00%	144	84.21%	144	84.21%
Cast Votes:		0	0.00%	144	84.21%	144	84.21%
Undervotes:		0	0.00%	25	14.62%	25	14.62%
Overvotes:		0	0.00%	0	0.00%	0	0.00%
Invalid votes:		0	0.00%	2	1.17%	2	1.17%

**Representative in Congress - Democratic Party - Vote for not more than 1**

Choice	Party	Absentee Voting		Election Day Voting		Total	
Rob Davidson		0	0.00%	139	81.76%	139	81.76%
Cast Votes:		0	0.00%	139	81.76%	139	81.76%
Undervotes:		0	0.00%	30	17.65%	30	17.65%
Overvotes:		0	0.00%	0	0.00%	0	0.00%
Invalid votes:		0	0.00%	1	0.59%	1	0.59%

**Precinct Results**

Election Night Reporting

Run Time 5:19 PM

Run Date 08/10/2018

**Muskegon County, Michigan**

Primary Election, Tuesday, August 7, 2018

8/7/2018

Page 130 of 502

**Official results**

Registered Voters

33693 of 125609 = 26.82 %

Precincts Reporting

67 of 67 = 100.00 %

**Holton Township Precinct 1****State Senator - Democratic Party - Vote for not more than 1**

Choice	Party	Absentee Voting		Election Day Voting		Total	
Collene Lamonte		0	0.00%	104	60.82%	104	60.82%
Poppy Sias-Hernandez		0	0.00%	52	30.41%	52	30.41%
Cast Votes:		0	0.00%	156	91.23%	156	91.23%
Undervotes:		0	0.00%	13	7.60%	13	7.60%
Overvotes:		0	0.00%	0	0.00%	0	0.00%
Invalid votes:		0	0.00%	2	1.17%	2	1.17%

**Representative in State Legislature 91st District - Democratic Party - Vote for not more than 1**

Choice	Party	Absentee Voting		Election Day Voting		Total	
Tanya Cabala		0	0.00%	108	63.16%	108	63.16%
Andy O'Riley		0	0.00%	46	26.90%	46	26.90%
Cast Votes:		0	0.00%	154	90.06%	154	90.06%
Undervotes:		0	0.00%	15	8.77%	15	8.77%
Overvotes:		0	0.00%	0	0.00%	0	0.00%
Invalid votes:		0	0.00%	2	1.17%	2	1.17%

**County Commissioner District 7 - Democratic Party - Vote for not more than 1**

Choice	Party	Absentee Voting		Election Day Voting		Total	
Ken Ferrier		0	0.00%	138	80.70%	138	80.70%
Cast Votes:		0	0.00%	138	80.70%	138	80.70%
Undervotes:		0	0.00%	31	18.13%	31	18.13%
Overvotes:		0	0.00%	0	0.00%	0	0.00%
Invalid votes:		0	0.00%	2	1.17%	2	1.17%



**Precinct Results**

Election Night Reporting

Run Time 5:19 PM

Run Date 08/10/2018

**Muskegon County, Michigan**

Primary Election, Tuesday, August 7, 2018

8/7/2018

Page 131 of 502

**Official results**

Registered Voters

33693 of 125609 = 26.82 %

Precincts Reporting

67 of 67 = 100.00 %

**Holton Township Precinct 1****Governor - Libertarian Party - Vote for not more than 1**

Choice	Party	Absentee Voting		Election Day Voting		Total	
Bill Gelineau		0	0.00%	2	66.67%	2	66.67%
John J. Tatar		0	0.00%	0	0.00%	0	0.00%
Cast Votes:		0	0.00%	2	66.67%	2	66.67%
Undervotes:		0	0.00%	0	0.00%	0	0.00%
Overvotes:		0	0.00%	0	0.00%	0	0.00%
Invalid votes:		0	0.00%	1	33.33%	1	33.33%

**United States Senator - Libertarian Party - Vote for not more than 1**

Choice	Party	Absentee Voting		Election Day Voting		Total	
Tim Yow (W)		0	0.00%	0	0.00%	0	0.00%
Cast Votes:		0	0.00%	0	0.00%	0	0.00%
Undervotes:		0	0.00%	2	66.67%	2	66.67%
Overvotes:		0	0.00%	0	0.00%	0	0.00%
Invalid votes:		0	0.00%	1	33.33%	1	33.33%

**Representative in Congress - Libertarian Party - Vote for not more than 1**

Choice	Party	Absentee Voting		Election Day Voting		Total	
Cast Votes:		0	0.00%	0	0.00%	0	0.00%
Undervotes:		0	0.00%	2	66.67%	2	66.67%
Overvotes:		0	0.00%	0	0.00%	0	0.00%
Invalid votes:		0	0.00%	1	33.33%	1	33.33%

**Precinct Results**

Election Night Reporting

Run Time 5:19 PM

Run Date 08/10/2018

**Muskegon County, Michigan**

Primary Election, Tuesday, August 7, 2018

8/7/2018

Page 132 of 502

**Official results**

Registered Voters

33693 of 125609 = 26.82 %

Precincts Reporting

67 of 67 = 100.00 %

**Holton Township Precinct 1****State Senator - Libertarian Party - Vote for not more than 1**

Choice	Party	Absentee Voting		Election Day Voting		Total	
Max Riekse		0	0.00%	1	33.33%	1	33.33%
	Cast Votes:	0	0.00%	1	33.33%	1	33.33%
	Undervotes:	0	0.00%	1	33.33%	1	33.33%
	Overvotes:	0	0.00%	0	0.00%	0	0.00%
	Invalid votes:	0	0.00%	1	33.33%	1	33.33%

**Representative in State Legislature 91st District - Libertarian Party - Vote for not more than 1**

Choice	Party	Absentee Voting		Election Day Voting		Total	
	Cast Votes:	0	0.00%	0	0.00%	0	0.00%
	Undervotes:	0	0.00%	2	66.67%	2	66.67%
	Overvotes:	0	0.00%	0	0.00%	0	0.00%
	Invalid votes:	0	0.00%	1	33.33%	1	33.33%

**County Commissioner District 7 - Libertarian Party - Vote for not more than 1**

Choice	Party	Absentee Voting		Election Day Voting		Total	
	Cast Votes:	0	0.00%	0	0.00%	0	0.00%
	Undervotes:	0	0.00%	2	66.67%	2	66.67%
	Overvotes:	0	0.00%	0	0.00%	0	0.00%
	Invalid votes:	0	0.00%	1	33.33%	1	33.33%

**Delegate to County Convention - Republican Party - Vote for not more than 7**

Choice	Party	Absentee Voting		Election Day Voting		Total	
Tammy Jager		0	0.00%	190	10.24%	190	10.24%
	Cast Votes:	0	0.00%	190	10.24%	190	10.24%
	Undervotes:	0	0.00%	1651	89.00%	1651	89.00%
	Overvotes:	0	0.00%	0	0.00%	0	0.00%
	Invalid votes:	0	0.00%	2	0.75%	2	0.75%

**Precinct Results**

Election Night Reporting

Run Time 5:19 PM

Run Date 08/10/2018

**Muskegon County, Michigan**

Primary Election, Tuesday, August 7, 2018

8/7/2018

Page 134 of 502

**Official results**

Registered Voters

33693 of 125609 = 26.82 %

Precincts Reporting

67 of 67 = 100.00 %

**Laketon Township Precinct 1****Governor - Republican Party - Vote for not more than 1**

Choice	Party	Absentee Voting		Election Day Voting		Total	
Patrick Colbeck		0	0.00%	27	9.18%	27	9.18%
Brian Calley		0	0.00%	86	29.25%	86	29.25%
Jim Hines		0	0.00%	26	8.84%	26	8.84%
Bill Schuette		0	0.00%	148	50.34%	148	50.34%
Evan Space (W)		0	0.00%	0	0.00%	0	0.00%
Cast Votes:		0	0.00%	287	97.62%	287	97.62%
Undervotes:		0	0.00%	4	1.36%	4	1.36%
Overvotes:		0	0.00%	0	0.00%	0	0.00%
Invalid votes:		0	0.00%	3	1.02%	3	1.02%

**United States Senator - Republican Party - Vote for not more than 1**

Choice	Party	Absentee Voting		Election Day Voting		Total	
John James		0	0.00%	131	44.41%	131	44.41%
Sandy Pensler		0	0.00%	144	48.81%	144	48.81%
William F. White (W)		0	0.00%	0	0.00%	0	0.00%
Cast Votes:		0	0.00%	275	93.22%	275	93.22%
Undervotes:		0	0.00%	16	5.42%	16	5.42%
Overvotes:		0	0.00%	0	0.00%	0	0.00%
Invalid votes:		0	0.00%	4	1.36%	4	1.36%

**Representative in Congress - Republican Party - Vote for not more than 1**

Choice	Party	Absentee Voting		Election Day Voting		Total	
Bill Huizenga		0	0.00%	265	89.83%	265	89.83%
Cast Votes:		0	0.00%	265	89.83%	265	89.83%
Undervotes:		0	0.00%	26	8.81%	26	8.81%
Overvotes:		0	0.00%	0	0.00%	0	0.00%
Invalid votes:		0	0.00%	4	1.36%	4	1.36%

**Precinct Results**

Election Night Reporting

Run Time 5:19 PM

Run Date 08/10/2018

**Muskegon County, Michigan**

Primary Election, Tuesday, August 7, 2018

8/7/2018

Page 135 of 502

**Official results**

Registered Voters

33693 of 125609 = 26.82 %

Precincts Reporting

67 of 67 = 100.00 %

**Laketon Township Precinct 1****State Senator - Republican Party - Vote for not more than 1**

Choice	Party	Absentee Voting		Election Day Voting		Total	
Jon Bumstead		0	0.00%	141	47.64%	141	47.64%
Holly Hughes		0	0.00%	147	49.66%	147	49.66%
Cast Votes:		0	0.00%	288	97.30%	288	97.30%
Undervotes:		0	0.00%	3	1.01%	3	1.01%
Overvotes:		0	0.00%	0	0.00%	0	0.00%
Invalid votes:		0	0.00%	5	1.69%	5	1.69%

**Representative in State Legislature 92nd District - Republican Party - Vote for not more than 1**

Choice	Party	Absentee Voting		Election Day Voting		Total	
Gail Eichorst		0	0.00%	235	79.66%	235	79.66%
Cast Votes:		0	0.00%	235	79.66%	235	79.66%
Undervotes:		0	0.00%	56	18.98%	56	18.98%
Overvotes:		0	0.00%	0	0.00%	0	0.00%
Invalid votes:		0	0.00%	4	1.36%	4	1.36%

**County Commissioner District 8 - Republican Party - Vote for not more than 1**

Choice	Party	Absentee Voting		Election Day Voting		Total	
John Snider		0	0.00%	245	83.33%	245	83.33%
Cast Votes:		0	0.00%	245	83.33%	245	83.33%
Undervotes:		0	0.00%	46	15.65%	46	15.65%
Overvotes:		0	0.00%	0	0.00%	0	0.00%
Invalid votes:		0	0.00%	3	1.02%	3	1.02%

**Precinct Results**

Election Night Reporting

Run Time 5:19 PM

Run Date 08/10/2018

**Muskegon County, Michigan**

Primary Election, Tuesday, August 7, 2018

8/7/2018

Page 136 of 502

**Official results**

Registered Voters

33693 of 125609 = 26.82 %

Precincts Reporting

67 of 67 = 100.00 %

**Laketon Township Precinct 1****Governor - Democratic Party - Vote for not more than 1**

Choice	Party	Absentee Voting		Election Day Voting		Total	
Gretchen Whitmer		0	0.00%	133	47.16%	133	47.16%
Abdul El-Sayed		0	0.00%	78	27.66%	78	27.66%
Shri Thanedar		0	0.00%	63	22.34%	63	22.34%
William Cobbs (W)		0	0.00%	0	0.00%	0	0.00%
Cast Votes:		0	0.00%	274	97.16%	274	97.16%
Undervotes:		0	0.00%	4	1.42%	4	1.42%
Overvotes:		0	0.00%	0	0.00%	0	0.00%
Invalid votes:		0	0.00%	4	1.42%	4	1.42%

**United States Senator - Democratic Party - Vote for not more than 1**

Choice	Party	Absentee Voting		Election Day Voting		Total	
Debbie Stabenow		0	0.00%	249	87.99%	249	87.99%
Cast Votes:		0	0.00%	249	87.99%	249	87.99%
Undervotes:		0	0.00%	29	10.25%	29	10.25%
Overvotes:		0	0.00%	0	0.00%	0	0.00%
Invalid votes:		0	0.00%	5	1.77%	5	1.77%

**Representative in Congress - Democratic Party - Vote for not more than 1**

Choice	Party	Absentee Voting		Election Day Voting		Total	
Rob Davidson		0	0.00%	228	81.14%	228	81.14%
Cast Votes:		0	0.00%	228	81.14%	228	81.14%
Undervotes:		0	0.00%	50	17.79%	50	17.79%
Overvotes:		0	0.00%	0	0.00%	0	0.00%
Invalid votes:		0	0.00%	3	1.07%	3	1.07%

**Precinct Results**

Election Night Reporting

Run Time 5:19 PM

Run Date 08/10/2018

**Muskegon County, Michigan**

Primary Election, Tuesday, August 7, 2018

8/7/2018

Page 137 of 502

**Official results**

Registered Voters

33693 of 125609 = 26.82 %

Precincts Reporting

67 of 67 = 100.00 %

**Laketon Township Precinct 1****State Senator - Democratic Party - Vote for not more than 1**

Choice	Party	Absentee Voting		Election Day Voting		Total	
Collene Lamonte		0	0.00%	111	39.36%	111	39.36%
Poppy Sias-Hernandez		0	0.00%	156	55.32%	156	55.32%
Cast Votes:		0	0.00%	267	94.68%	267	94.68%
Undervotes:		0	0.00%	11	3.90%	11	3.90%
Overvotes:		0	0.00%	0	0.00%	0	0.00%
Invalid votes:		0	0.00%	4	1.42%	4	1.42%

**Representative in State Legislature 92nd District - Democratic Party - Vote for not more than 1**

Choice	Party	Absentee Voting		Election Day Voting		Total	
Terry J. Sabo		0	0.00%	249	88.30%	249	88.30%
Cast Votes:		0	0.00%	249	88.30%	249	88.30%
Undervotes:		0	0.00%	29	10.28%	29	10.28%
Overvotes:		0	0.00%	0	0.00%	0	0.00%
Invalid votes:		0	0.00%	4	1.42%	4	1.42%

**County Commissioner District 8 - Democratic Party - Vote for not more than 1**

Choice	Party	Absentee Voting		Election Day Voting		Total	
Sean P. Mullally		0	0.00%	190	67.14%	190	67.14%
Kimon Kotos (W)		0	0.00%	3	1.06%	3	1.06%
Lea Markowski (W)		0	0.00%	36	12.72%	36	12.72%
Cast Votes:		0	0.00%	229	80.92%	229	80.92%
Undervotes:		0	0.00%	49	17.31%	49	17.31%
Overvotes:		0	0.00%	0	0.00%	0	0.00%
Invalid votes:		0	0.00%	5	1.77%	5	1.77%

**Precinct Results**

Election Night Reporting

Run Time 5:19 PM

Run Date 08/10/2018

**Muskegon County, Michigan**

Primary Election, Tuesday, August 7, 2018

8/7/2018

Page 138 of 502

**Official results**

Registered Voters

33693 of 125609 = 26.82 %

Precincts Reporting

67 of 67 = 100.00 %

**Laketon Township Precinct 1****Governor - Libertarian Party - Vote for not more than 1**

Choice	Party	Absentee Voting		Election Day Voting		Total	
Bill Gelineau		0	0.00%	0	0.00%	0	0.00%
John J. Tatar		0	0.00%	0	0.00%	0	0.00%
Cast Votes:		0	0.00%	0	0.00%	0	0.00%
Undervotes:		0	0.00%	0	0.00%	0	0.00%
Overvotes:		0	0.00%	0	0.00%	0	0.00%
Invalid votes:		0	0.00%	1	100.00%	1	100.00%

**United States Senator - Libertarian Party - Vote for not more than 1**

Choice	Party	Absentee Voting		Election Day Voting		Total	
Tim Yow (W)		0	0.00%	0	0.00%	0	0.00%
Cast Votes:		0	0.00%	0	0.00%	0	0.00%
Undervotes:		0	0.00%	0	0.00%	0	0.00%
Overvotes:		0	0.00%	0	0.00%	0	0.00%
Invalid votes:		0	0.00%	0	0.00%	0	0.00%

**Representative in Congress - Libertarian Party - Vote for not more than 1**

Choice	Party	Absentee Voting		Election Day Voting		Total	
Cast Votes:		0	0.00%	0	0.00%	0	0.00%
Undervotes:		0	0.00%	0	0.00%	0	0.00%
Overvotes:		0	0.00%	0	0.00%	0	0.00%
Invalid votes:		0	0.00%	0	0.00%	0	0.00%

**Precinct Results**

Election Night Reporting

Run Time 5:19 PM

Run Date 08/10/2018

**Muskegon County, Michigan**

Primary Election, Tuesday, August 7, 2018

8/7/2018

Page 139 of 502

**Official results**

Registered Voters

33693 of 125609 = 26.82 %

Precincts Reporting

67 of 67 = 100.00 %

**Laketon Township Precinct 1****State Senator - Libertarian Party - Vote for not more than 1**

Choice	Party	Absentee Voting		Election Day Voting		Total	
Max Riekse		0	0.00%	0	0.00%	0	0.00%
Cast Votes:		0	0.00%	0	0.00%	0	0.00%
Undervotes:		0	0.00%	0	0.00%	0	0.00%
Overvotes:		0	0.00%	0	0.00%	0	0.00%
Invalid votes:		0	0.00%	1	100.00%	1	100.00%

**Representative in State Legislature 92nd District - Libertarian Party - Vote for not more than 1**

Choice	Party	Absentee Voting		Election Day Voting		Total	
Cast Votes:		0	0.00%	0	0.00%	0	0.00%
Undervotes:		0	0.00%	0	0.00%	0	0.00%
Overvotes:		0	0.00%	0	0.00%	0	0.00%
Invalid votes:		0	0.00%	0	0.00%	0	0.00%

**County Commissioner District 8 - Libertarian Party - Vote for not more than 1**

Choice	Party	Absentee Voting		Election Day Voting		Total	
Cast Votes:		0	0.00%	0	0.00%	0	0.00%
Undervotes:		0	0.00%	0	0.00%	0	0.00%
Overvotes:		0	0.00%	0	0.00%	0	0.00%
Invalid votes:		0	0.00%	0	0.00%	0	0.00%



**Precinct Results**

Election Night Reporting

Run Time 5:19 PM

Run Date 08/10/2018

**Muskegon County, Michigan**

Primary Election, Tuesday, August 7, 2018

8/7/2018

Page 142 of 502

**Official results**

Registered Voters

33693 of 125609 = 26.82 %

Precincts Reporting

67 of 67 = 100.00 %

**Laketon Township Precinct 2****Governor - Republican Party - Vote for not more than 1**

Choice	Party	Absentee Voting		Election Day Voting		Total	
Patrick Colbeck		0	0.00%	41	10.22%	41	10.22%
Brian Calley		0	0.00%	75	18.70%	75	18.70%
Jim Hines		0	0.00%	57	14.21%	57	14.21%
Bill Schuette		0	0.00%	220	54.86%	220	54.86%
Evan Space (W)		0	0.00%	0	0.00%	0	0.00%
Cast Votes:		0	0.00%	393	98.00%	393	98.00%
Undervotes:		0	0.00%	2	0.50%	2	0.50%
Overvotes:		0	0.00%	0	0.00%	0	0.00%
Invalid votes:		0	0.00%	6	1.50%	6	1.50%

**United States Senator - Republican Party - Vote for not more than 1**

Choice	Party	Absentee Voting		Election Day Voting		Total	
John James		0	0.00%	197	49.00%	197	49.00%
Sandy Pensler		0	0.00%	183	45.52%	183	45.52%
William F. White (W)		0	0.00%	0	0.00%	0	0.00%
Cast Votes:		0	0.00%	380	94.53%	380	94.53%
Undervotes:		0	0.00%	15	3.73%	15	3.73%
Overvotes:		0	0.00%	0	0.00%	0	0.00%
Invalid votes:		0	0.00%	7	1.74%	7	1.74%

**Representative in Congress - Republican Party - Vote for not more than 1**

Choice	Party	Absentee Voting		Election Day Voting		Total	
Bill Huizenga		0	0.00%	341	85.25%	341	85.25%
Cast Votes:		0	0.00%	341	85.25%	341	85.25%
Undervotes:		0	0.00%	54	13.50%	54	13.50%
Overvotes:		0	0.00%	0	0.00%	0	0.00%
Invalid votes:		0	0.00%	5	1.25%	5	1.25%

**Precinct Results**

Election Night Reporting

Run Time 5:19 PM

Run Date 08/10/2018

**Muskegon County, Michigan**

Primary Election, Tuesday, August 7, 2018

8/7/2018

Page 143 of 502

**Official results**

Registered Voters

33693 of 125609 = 26.82 %

Precincts Reporting

67 of 67 = 100.00 %

**Laketon Township Precinct 2****State Senator - Republican Party - Vote for not more than 1**

Choice	Party	Absentee Voting		Election Day Voting		Total	
Jon Bumstead		0	0.00%	196	48.64%	196	48.64%
Holly Hughes		0	0.00%	193	47.89%	193	47.89%
Cast Votes:		0	0.00%	389	96.53%	389	96.53%
Undervotes:		0	0.00%	6	1.49%	6	1.49%
Overvotes:		0	0.00%	0	0.00%	0	0.00%
Invalid votes:		0	0.00%	8	1.99%	8	1.99%

**Representative in State Legislature 92nd District - Republican Party - Vote for not more than 1**

Choice	Party	Absentee Voting		Election Day Voting		Total	
Gail Eichorst		0	0.00%	306	76.12%	306	76.12%
Cast Votes:		0	0.00%	306	76.12%	306	76.12%
Undervotes:		0	0.00%	89	22.14%	89	22.14%
Overvotes:		0	0.00%	0	0.00%	0	0.00%
Invalid votes:		0	0.00%	7	1.74%	7	1.74%

**County Commissioner District 8 - Republican Party - Vote for not more than 1**

Choice	Party	Absentee Voting		Election Day Voting		Total	
John Snider		0	0.00%	318	79.50%	318	79.50%
Cast Votes:		0	0.00%	318	79.50%	318	79.50%
Undervotes:		0	0.00%	77	19.25%	77	19.25%
Overvotes:		0	0.00%	0	0.00%	0	0.00%
Invalid votes:		0	0.00%	5	1.25%	5	1.25%

**Precinct Results**

Election Night Reporting

Run Time 5:19 PM

Run Date 08/10/2018

**Muskegon County, Michigan**

Primary Election, Tuesday, August 7, 2018

8/7/2018

Page 144 of 502

**Official results**

Registered Voters

33693 of 125609 = 26.82 %

Precincts Reporting

67 of 67 = 100.00 %

**Laketon Township Precinct 2****Governor - Democratic Party - Vote for not more than 1**

Choice	Party	Absentee Voting		Election Day Voting		Total	
Gretchen Whitmer		0	0.00%	269	58.61%	269	58.61%
Abdul El-Sayed		0	0.00%	123	26.80%	123	26.80%
Shri Thanedar		0	0.00%	55	11.98%	55	11.98%
William Cobbs (W)		0	0.00%	0	0.00%	0	0.00%
Cast Votes:		0	0.00%	447	97.39%	447	97.39%
Undervotes:		0	0.00%	5	1.09%	5	1.09%
Overvotes:		0	0.00%	0	0.00%	0	0.00%
Invalid votes:		0	0.00%	7	1.53%	7	1.53%

**United States Senator - Democratic Party - Vote for not more than 1**

Choice	Party	Absentee Voting		Election Day Voting		Total	
Debbie Stabenow		0	0.00%	405	88.43%	405	88.43%
Cast Votes:		0	0.00%	405	88.43%	405	88.43%
Undervotes:		0	0.00%	47	10.26%	47	10.26%
Overvotes:		0	0.00%	0	0.00%	0	0.00%
Invalid votes:		0	0.00%	6	1.31%	6	1.31%

**Representative in Congress - Democratic Party - Vote for not more than 1**

Choice	Party	Absentee Voting		Election Day Voting		Total	
Rob Davidson		0	0.00%	372	81.22%	372	81.22%
Cast Votes:		0	0.00%	372	81.22%	372	81.22%
Undervotes:		0	0.00%	79	17.25%	79	17.25%
Overvotes:		0	0.00%	1	0.22%	1	0.22%
Invalid votes:		0	0.00%	6	1.31%	6	1.31%

**Precinct Results**

Election Night Reporting

Run Time 5:19 PM

Run Date 08/10/2018

**Muskegon County, Michigan**

Primary Election, Tuesday, August 7, 2018

8/7/2018

Page 145 of 502

**Official results**

Registered Voters

33693 of 125609 = 26.82 %

Precincts Reporting

67 of 67 = 100.00 %

**Laketon Township Precinct 2****State Senator - Democratic Party - Vote for not more than 1**

Choice	Party	Absentee Voting		Election Day Voting		Total	
Collene Lamonte		0	0.00%	193	42.05%	193	42.05%
Poppy Sias-Hernandez		0	0.00%	230	50.11%	230	50.11%
	Cast Votes:	0	0.00%	423	92.16%	423	92.16%
	Undervotes:	0	0.00%	27	5.88%	27	5.88%
	Overvotes:	0	0.00%	2	0.44%	2	0.44%
	Invalid votes:	0	0.00%	7	1.53%	7	1.53%

**Representative in State Legislature 92nd District - Democratic Party - Vote for not more than 1**

Choice	Party	Absentee Voting		Election Day Voting		Total	
Terry J. Sabo		0	0.00%	386	83.91%	386	83.91%
	Cast Votes:	0	0.00%	386	83.91%	386	83.91%
	Undervotes:	0	0.00%	66	14.35%	66	14.35%
	Overvotes:	0	0.00%	0	0.00%	0	0.00%
	Invalid votes:	0	0.00%	8	1.74%	8	1.74%

**County Commissioner District 8 - Democratic Party - Vote for not more than 1**

Choice	Party	Absentee Voting		Election Day Voting		Total	
Sean P. Mullally		0	0.00%	341	73.97%	341	73.97%
Kimon Kotos (W)		0	0.00%	9	1.95%	9	1.95%
Lea Markowski (W)		0	0.00%	21	4.56%	21	4.56%
	Cast Votes:	0	0.00%	371	80.48%	371	80.48%
	Undervotes:	0	0.00%	81	17.57%	81	17.57%
	Overvotes:	0	0.00%	0	0.00%	0	0.00%
	Invalid votes:	0	0.00%	9	1.95%	9	1.95%

**Precinct Results**

Election Night Reporting

Run Time 5:19 PM

Run Date 08/10/2018

**Muskegon County, Michigan**

Primary Election, Tuesday, August 7, 2018

8/7/2018

Page 146 of 502

**Official results**

Registered Voters

33693 of 125609 = 26.82 %

Precincts Reporting

67 of 67 = 100.00 %

**Laketon Township Precinct 2****Governor - Libertarian Party - Vote for not more than 1**

Choice	Party	Absentee Voting		Election Day Voting		Total	
Bill Gelineau		0	0.00%	1	33.33%	1	33.33%
John J. Tatar		0	0.00%	1	33.33%	1	33.33%
Cast Votes:		0	0.00%	2	66.67%	2	66.67%
Undervotes:		0	0.00%	0	0.00%	0	0.00%
Overvotes:		0	0.00%	0	0.00%	0	0.00%
Invalid votes:		0	0.00%	1	33.33%	1	33.33%

**United States Senator - Libertarian Party - Vote for not more than 1**

Choice	Party	Absentee Voting		Election Day Voting		Total	
Tim Yow (W)		0	0.00%	0	0.00%	0	0.00%
Cast Votes:		0	0.00%	0	0.00%	0	0.00%
Undervotes:		0	0.00%	2	100.00%	2	100.00%
Overvotes:		0	0.00%	0	0.00%	0	0.00%
Invalid votes:		0	0.00%	0	0.00%	0	0.00%

**Representative in Congress - Libertarian Party - Vote for not more than 1**

Choice	Party	Absentee Voting		Election Day Voting		Total	
Cast Votes:		0	0.00%	0	0.00%	0	0.00%
Undervotes:		0	0.00%	2	100.00%	2	100.00%
Overvotes:		0	0.00%	0	0.00%	0	0.00%
Invalid votes:		0	0.00%	0	0.00%	0	0.00%

**Precinct Results**

Election Night Reporting

Run Time 5:19 PM

Run Date 08/10/2018

**Muskegon County, Michigan**

Primary Election, Tuesday, August 7, 2018

8/7/2018

Page 147 of 502

**Official results**

Registered Voters

33693 of 125609 = 26.82 %

Precincts Reporting

67 of 67 = 100.00 %

**Laketon Township Precinct 2****State Senator - Libertarian Party - Vote for not more than 1**

Choice	Party	Absentee Voting		Election Day Voting		Total	
Max Riekse		0	0.00%	1	25.00%	1	25.00%
	Cast Votes:	0	0.00%	1	25.00%	1	25.00%
	Undervotes:	0	0.00%	1	25.00%	1	25.00%
	Overvotes:	0	0.00%	0	0.00%	0	0.00%
	Invalid votes:	0	0.00%	2	50.00%	2	50.00%

**Representative in State Legislature 92nd District - Libertarian Party - Vote for not more than 1**

Choice	Party	Absentee Voting		Election Day Voting		Total	
	Cast Votes:	0	0.00%	0	0.00%	0	0.00%
	Undervotes:	0	0.00%	2	100.00%	2	100.00%
	Overvotes:	0	0.00%	0	0.00%	0	0.00%
	Invalid votes:	0	0.00%	0	0.00%	0	0.00%

**County Commissioner District 8 - Libertarian Party - Vote for not more than 1**

Choice	Party	Absentee Voting		Election Day Voting		Total	
	Cast Votes:	0	0.00%	0	0.00%	0	0.00%
	Undervotes:	0	0.00%	2	100.00%	2	100.00%
	Overvotes:	0	0.00%	0	0.00%	0	0.00%
	Invalid votes:	0	0.00%	0	0.00%	0	0.00%

**Precinct Results**

Election Night Reporting

Run Time 5:19 PM

Run Date 08/10/2018

**Muskegon County, Michigan**

Primary Election, Tuesday, August 7, 2018

8/7/2018

Page 150 of 502

**Official results**

Registered Voters

33693 of 125609 = 26.82 %

Precincts Reporting

67 of 67 = 100.00 %

**Laketon Township Precinct 3****Governor - Republican Party - Vote for not more than 1**

Choice	Party	Absentee Voting		Election Day Voting		Total	
Patrick Colbeck		0	0.00%	41	14.86%	41	14.86%
Brian Calley		0	0.00%	60	21.74%	60	21.74%
Jim Hines		0	0.00%	25	9.06%	25	9.06%
Bill Schuette		0	0.00%	147	53.26%	147	53.26%
Evan Space (W)		0	0.00%	0	0.00%	0	0.00%
Cast Votes:		0	0.00%	273	98.91%	273	98.91%
Undervotes:		0	0.00%	1	0.36%	1	0.36%
Overvotes:		0	0.00%	0	0.00%	0	0.00%
Invalid votes:		0	0.00%	2	0.72%	2	0.72%

**United States Senator - Republican Party - Vote for not more than 1**

Choice	Party	Absentee Voting		Election Day Voting		Total	
John James		0	0.00%	117	42.39%	117	42.39%
Sandy Pensler		0	0.00%	151	54.71%	151	54.71%
William F. White (W)		0	0.00%	0	0.00%	0	0.00%
Cast Votes:		0	0.00%	268	97.10%	268	97.10%
Undervotes:		0	0.00%	6	2.17%	6	2.17%
Overvotes:		0	0.00%	0	0.00%	0	0.00%
Invalid votes:		0	0.00%	2	0.72%	2	0.72%

**Representative in Congress - Republican Party - Vote for not more than 1**

Choice	Party	Absentee Voting		Election Day Voting		Total	
Bill Huizenga		0	0.00%	247	89.17%	247	89.17%
Cast Votes:		0	0.00%	247	89.17%	247	89.17%
Undervotes:		0	0.00%	27	9.75%	27	9.75%
Overvotes:		0	0.00%	0	0.00%	0	0.00%
Invalid votes:		0	0.00%	3	1.08%	3	1.08%



**Precinct Results**  
 Election Night Reporting  
 Run Time 5:19 PM  
 Run Date 08/10/2018

**Muskegon County, Michigan**  
 Primary Election, Tuesday, August 7, 2018  
 8/7/2018  
 Page 151 of 502

**Official results**  
 Registered Voters  
 33693 of 125609 = 26.82 %  
 Precincts Reporting  
 67 of 67 = 100.00 %

**Laketon Township Precinct 3**

**State Senator - Republican Party - Vote for not more than 1**

Choice	Party	Absentee Voting		Election Day Voting		Total	
Jon Bumstead		0	0.00%	146	52.52%	146	52.52%
Holly Hughes		0	0.00%	120	43.17%	120	43.17%
Cast Votes:		0	0.00%	266	95.68%	266	95.68%
Undervotes:		0	0.00%	8	2.88%	8	2.88%
Overvotes:		0	0.00%	0	0.00%	0	0.00%
Invalid votes:		0	0.00%	4	1.44%	4	1.44%

**Representative in State Legislature 92nd District - Republican Party - Vote for not more than 1**

Choice	Party	Absentee Voting		Election Day Voting		Total	
Gail Eichorst		0	0.00%	224	80.87%	224	80.87%
Cast Votes:		0	0.00%	224	80.87%	224	80.87%
Undervotes:		0	0.00%	50	18.05%	50	18.05%
Overvotes:		0	0.00%	0	0.00%	0	0.00%
Invalid votes:		0	0.00%	3	1.08%	3	1.08%

**County Commissioner District 8 - Republican Party - Vote for not more than 1**

Choice	Party	Absentee Voting		Election Day Voting		Total	
John Snider		0	0.00%	233	84.42%	233	84.42%
Cast Votes:		0	0.00%	233	84.42%	233	84.42%
Undervotes:		0	0.00%	41	14.86%	41	14.86%
Overvotes:		0	0.00%	0	0.00%	0	0.00%
Invalid votes:		0	0.00%	2	0.72%	2	0.72%



**Precinct Results**

Election Night Reporting

Run Time 5:19 PM

Run Date 08/10/2018

**Muskegon County, Michigan**

Primary Election, Tuesday, August 7, 2018

8/7/2018

Page 152 of 502

**Official results**

Registered Voters

33693 of 125609 = 26.82 %

Precincts Reporting

67 of 67 = 100.00 %

**Laketon Township Precinct 3****Governor - Democratic Party - Vote for not more than 1**

Choice	Party	Absentee Voting		Election Day Voting		Total	
Gretchen Whitmer		0	0.00%	158	48.17%	158	48.17%
Abdul El-Sayed		0	0.00%	83	25.30%	83	25.30%
Shri Thanedar		0	0.00%	83	25.30%	83	25.30%
William Cobbs (W)		0	0.00%	0	0.00%	0	0.00%
Cast Votes:		0	0.00%	324	98.78%	324	98.78%
Undervotes:		0	0.00%	1	0.30%	1	0.30%
Overvotes:		0	0.00%	0	0.00%	0	0.00%
Invalid votes:		0	0.00%	3	0.91%	3	0.91%

**United States Senator - Democratic Party - Vote for not more than 1**

Choice	Party	Absentee Voting		Election Day Voting		Total	
Debbie Stabenow		0	0.00%	289	87.84%	289	87.84%
Cast Votes:		0	0.00%	289	87.84%	289	87.84%
Undervotes:		0	0.00%	36	10.94%	36	10.94%
Overvotes:		0	0.00%	0	0.00%	0	0.00%
Invalid votes:		0	0.00%	4	1.22%	4	1.22%

**Representative in Congress - Democratic Party - Vote for not more than 1**

Choice	Party	Absentee Voting		Election Day Voting		Total	
Rob Davidson		0	0.00%	276	84.40%	276	84.40%
Cast Votes:		0	0.00%	276	84.40%	276	84.40%
Undervotes:		0	0.00%	49	14.98%	49	14.98%
Overvotes:		0	0.00%	0	0.00%	0	0.00%
Invalid votes:		0	0.00%	2	0.61%	2	0.61%

**Precinct Results**

Election Night Reporting

Run Time 5:19 PM

Run Date 08/10/2018

**Muskegon County, Michigan**

Primary Election, Tuesday, August 7, 2018

8/7/2018

Page 153 of 502

**Official results**

Registered Voters

33693 of 125609 = 26.82 %

Precincts Reporting

67 of 67 = 100.00 %

**Laketon Township Precinct 3****State Senator - Democratic Party - Vote for not more than 1**

Choice	Party	Absentee Voting		Election Day Voting		Total	
Collene Lamonte		0	0.00%	121	37.00%	121	37.00%
Poppy Sias-Hernandez		0	0.00%	185	56.57%	185	56.57%
Cast Votes:		0	0.00%	306	93.58%	306	93.58%
Undervotes:		0	0.00%	19	5.81%	19	5.81%
Overvotes:		0	0.00%	0	0.00%	0	0.00%
Invalid votes:		0	0.00%	2	0.61%	2	0.61%

**Representative in State Legislature 92nd District - Democratic Party - Vote for not more than 1**

Choice	Party	Absentee Voting		Election Day Voting		Total	
Terry J. Sabo		0	0.00%	290	88.41%	290	88.41%
Cast Votes:		0	0.00%	290	88.41%	290	88.41%
Undervotes:		0	0.00%	35	10.67%	35	10.67%
Overvotes:		0	0.00%	0	0.00%	0	0.00%
Invalid votes:		0	0.00%	3	0.91%	3	0.91%

**County Commissioner District 8 - Democratic Party - Vote for not more than 1**

Choice	Party	Absentee Voting		Election Day Voting		Total	
Sean P. Mullally		0	0.00%	235	71.43%	235	71.43%
Kimón Kotos (W)		0	0.00%	9	2.74%	9	2.74%
Lea Markowski (W)		0	0.00%	33	10.03%	33	10.03%
Cast Votes:		0	0.00%	277	84.19%	277	84.19%
Undervotes:		0	0.00%	48	14.59%	48	14.59%
Overvotes:		0	0.00%	0	0.00%	0	0.00%
Invalid votes:		0	0.00%	4	1.22%	4	1.22%

**Precinct Results**

Election Night Reporting

Run Time 5:19 PM

Run Date 08/10/2018

**Muskegon County, Michigan**

Primary Election, Tuesday, August 7, 2018

8/7/2018

Page 154 of 502

**Official results**

Registered Voters

33693 of 125609 = 26.82 %

Precincts Reporting

67 of 67 = 100.00 %

**Laketon Township Precinct 3****Governor - Libertarian Party - Vote for not more than 1**

Choice	Party	Absentee Voting		Election Day Voting		Total	
Bill Gelineau		0	0.00%	1	50.00%	1	50.00%
John J. Tatar		0	0.00%	0	0.00%	0	0.00%
Cast Votes:		0	0.00%	1	50.00%	1	50.00%
Undervotes:		0	0.00%	0	0.00%	0	0.00%
Overvotes:		0	0.00%	0	0.00%	0	0.00%
Invalid votes:		0	0.00%	1	50.00%	1	50.00%

**United States Senator - Libertarian Party - Vote for not more than 1**

Choice	Party	Absentee Voting		Election Day Voting		Total	
Tim Yow (W)		0	0.00%	0	0.00%	0	0.00%
Cast Votes:		0	0.00%	0	0.00%	0	0.00%
Undervotes:		0	0.00%	1	100.00%	1	100.00%
Overvotes:		0	0.00%	0	0.00%	0	0.00%
Invalid votes:		0	0.00%	0	0.00%	0	0.00%

**Representative in Congress - Libertarian Party - Vote for not more than 1**

Choice	Party	Absentee Voting		Election Day Voting		Total	
Cast Votes:		0	0.00%	0	0.00%	0	0.00%
Undervotes:		0	0.00%	1	100.00%	1	100.00%
Overvotes:		0	0.00%	0	0.00%	0	0.00%
Invalid votes:		0	0.00%	0	0.00%	0	0.00%

**Precinct Results**

Election Night Reporting

Run Time 5:19 PM

Run Date 08/10/2018

**Muskegon County, Michigan**

Primary Election, Tuesday, August 7, 2018

8/7/2018

Page 155 of 502

**Official results**

Registered Voters

33693 of 125609 = 26.82 %

Precincts Reporting

67 of 67 = 100.00 %

**Laketon Township Precinct 3****State Senator - Libertarian Party - Vote for not more than 1**

Choice	Party	Absentee Voting		Election Day Voting		Total	
Max Riekse		0	0.00%	0	0.00%	0	0.00%
	Cast Votes:	0	0.00%	0	0.00%	0	0.00%
	Undervotes:	0	0.00%	1	33.33%	1	33.33%
	Overvotes:	0	0.00%	0	0.00%	0	0.00%
	Invalid votes:	0	0.00%	2	66.67%	2	66.67%

**Representative in State Legislature 92nd District - Libertarian Party - Vote for not more than 1**

Choice	Party	Absentee Voting		Election Day Voting		Total	
	Cast Votes:	0	0.00%	0	0.00%	0	0.00%
	Undervotes:	0	0.00%	1	100.00%	1	100.00%
	Overvotes:	0	0.00%	0	0.00%	0	0.00%
	Invalid votes:	0	0.00%	0	0.00%	0	0.00%

**County Commissioner District 8 - Libertarian Party - Vote for not more than 1**

Choice	Party	Absentee Voting		Election Day Voting		Total	
	Cast Votes:	0	0.00%	0	0.00%	0	0.00%
	Undervotes:	0	0.00%	1	100.00%	1	100.00%
	Overvotes:	0	0.00%	0	0.00%	0	0.00%
	Invalid votes:	0	0.00%	0	0.00%	0	0.00%

**Precinct Results**

Election Night Reporting

Run Time 5:19 PM

Run Date 08/10/2018

**Muskegon County, Michigan**

Primary Election, Tuesday, August 7, 2018

8/7/2018

Page 158 of 502

**Official results**

Registered Voters

33693 of 125609 = 26.82 %

Precincts Reporting

67 of 67 = 100.00 %

**Montague Township Precinct 1****Governor - Republican Party - Vote for not more than 1**

Choice	Party	Absentee Voting		Election Day Voting		Total	
Patrick Colbeck		0	0.00%	38	19.19%	38	19.19%
Brian Calley		0	0.00%	36	18.18%	36	18.18%
Jim Hines		0	0.00%	19	9.60%	19	9.60%
Bill Schuette		0	0.00%	102	51.52%	102	51.52%
Evan Space (W)		0	0.00%	0	0.00%	0	0.00%
Cast Votes:		0	0.00%	195	98.48%	195	98.48%
Undervotes:		0	0.00%	3	1.52%	3	1.52%
Overvotes:		0	0.00%	0	0.00%	0	0.00%
Invalid votes:		0	0.00%	0	0.00%	0	0.00%

**United States Senator - Republican Party - Vote for not more than 1**

Choice	Party	Absentee Voting		Election Day Voting		Total	
John James		0	0.00%	96	48.48%	96	48.48%
Sandy Pensler		0	0.00%	93	46.97%	93	46.97%
William F. White (W)		0	0.00%	0	0.00%	0	0.00%
Cast Votes:		0	0.00%	189	95.45%	189	95.45%
Undervotes:		0	0.00%	9	4.55%	9	4.55%
Overvotes:		0	0.00%	0	0.00%	0	0.00%
Invalid votes:		0	0.00%	0	0.00%	0	0.00%

**Representative in Congress - Republican Party - Vote for not more than 1**

Choice	Party	Absentee Voting		Election Day Voting		Total	
Bill Huizenga		0	0.00%	179	90.40%	179	90.40%
Cast Votes:		0	0.00%	179	90.40%	179	90.40%
Undervotes:		0	0.00%	19	9.60%	19	9.60%
Overvotes:		0	0.00%	0	0.00%	0	0.00%
Invalid votes:		0	0.00%	0	0.00%	0	0.00%

**Precinct Results**

Election Night Reporting

Run Time 5:19 PM

Run Date 08/10/2018

**Muskegon County, Michigan**

Primary Election, Tuesday, August 7, 2018

8/7/2018

Page 159 of 502

**Official results**

Registered Voters

33693 of 125609 = 26.82 %

Precincts Reporting

67 of 67 = 100.00 %

**Montague Township Precinct 1****State Senator - Republican Party - Vote for not more than 1**

Choice	Party	Absentee Voting		Election Day Voting		Total	
Jon Bumstead		0	0.00%	56	28.28%	56	28.28%
Holly Hughes		0	0.00%	140	70.71%	140	70.71%
Cast Votes:		0	0.00%	196	98.99%	196	98.99%
Undervotes:		0	0.00%	2	1.01%	2	1.01%
Overvotes:		0	0.00%	0	0.00%	0	0.00%
Invalid votes:		0	0.00%	0	0.00%	0	0.00%

**Representative in State Legislature 91st District - Republican Party - Vote for not more than 1**

Choice	Party	Absentee Voting		Election Day Voting		Total	
Alan W. Jager		0	0.00%	38	19.19%	38	19.19%
Greg VanWoerkom		0	0.00%	142	71.72%	142	71.72%
Cast Votes:		0	0.00%	180	90.91%	180	90.91%
Undervotes:		0	0.00%	18	9.09%	18	9.09%
Overvotes:		0	0.00%	0	0.00%	0	0.00%
Invalid votes:		0	0.00%	0	0.00%	0	0.00%

**County Commissioner District 9 - Republican Party - Vote for not more than 1**

Choice	Party	Absentee Voting		Election Day Voting		Total	
Richard A. Holman		0	0.00%	96	48.48%	96	48.48%
Eric Rothoff		0	0.00%	62	31.31%	62	31.31%
Cast Votes:		0	0.00%	158	79.80%	158	79.80%
Undervotes:		0	0.00%	40	20.20%	40	20.20%
Overvotes:		0	0.00%	0	0.00%	0	0.00%
Invalid votes:		0	0.00%	0	0.00%	0	0.00%



**Precinct Results**

Election Night Reporting

Run Time 5:19 PM

Run Date 08/10/2018

**Muskegon County, Michigan**

Primary Election, Tuesday, August 7, 2018

8/7/2018

Page 160 of 502

**Official results**

Registered Voters

33693 of 125609 = 26.82 %

Precincts Reporting

67 of 67 = 100.00 %

**Montague Township Precinct 1****Governor - Democratic Party - Vote for not more than 1**

Choice	Party	Absentee Voting		Election Day Voting		Total	
Gretchen Whitmer		0	0.00%	107	59.78%	107	59.78%
Abdul El-Sayed		0	0.00%	43	24.02%	43	24.02%
Shri Thanedar		0	0.00%	27	15.08%	27	15.08%
William Cobbs (W)		0	0.00%	0	0.00%	0	0.00%
Cast Votes:		0	0.00%	177	98.88%	177	98.88%
Undervotes:		0	0.00%	2	1.12%	2	1.12%
Overvotes:		0	0.00%	0	0.00%	0	0.00%
Invalid votes:		0	0.00%	0	0.00%	0	0.00%

**United States Senator - Democratic Party - Vote for not more than 1**

Choice	Party	Absentee Voting		Election Day Voting		Total	
Debbie Stabenow		0	0.00%	153	85.47%	153	85.47%
Cast Votes:		0	0.00%	153	85.47%	153	85.47%
Undervotes:		0	0.00%	26	14.53%	26	14.53%
Overvotes:		0	0.00%	0	0.00%	0	0.00%
Invalid votes:		0	0.00%	0	0.00%	0	0.00%

**Representative in Congress - Democratic Party - Vote for not more than 1**

Choice	Party	Absentee Voting		Election Day Voting		Total	
Rob Davidson		0	0.00%	140	78.21%	140	78.21%
Cast Votes:		0	0.00%	140	78.21%	140	78.21%
Undervotes:		0	0.00%	39	21.79%	39	21.79%
Overvotes:		0	0.00%	0	0.00%	0	0.00%
Invalid votes:		0	0.00%	0	0.00%	0	0.00%

**Precinct Results**

Election Night Reporting

Run Time 5:19 PM

Run Date 08/10/2018

**Muskegon County, Michigan**

Primary Election, Tuesday, August 7, 2018

8/7/2018

Page 161 of 502

**Official results**

Registered Voters

33693 of 125609 = 26.82 %

Precincts Reporting

67 of 67 = 100.00 %

**Montague Township Precinct 1****State Senator - Democratic Party - Vote for not more than 1**

Choice	Party	Absentee Voting		Election Day Voting		Total	
Collene Lamonte		0	0.00%	110	61.45%	110	61.45%
Poppy Sias-Hernandez		0	0.00%	60	33.52%	60	33.52%
Cast Votes:		0	0.00%	170	94.97%	170	94.97%
Undervotes:		0	0.00%	9	5.03%	9	5.03%
Overvotes:		0	0.00%	0	0.00%	0	0.00%
Invalid votes:		0	0.00%	0	0.00%	0	0.00%

**Representative in State Legislature 91st District - Democratic Party - Vote for not more than 1**

Choice	Party	Absentee Voting		Election Day Voting		Total	
Tanya Cabala		0	0.00%	147	82.12%	147	82.12%
Andy O'Riley		0	0.00%	27	15.08%	27	15.08%
Cast Votes:		0	0.00%	174	97.21%	174	97.21%
Undervotes:		0	0.00%	5	2.79%	5	2.79%
Overvotes:		0	0.00%	0	0.00%	0	0.00%
Invalid votes:		0	0.00%	0	0.00%	0	0.00%

**County Commissioner District 9 - Democratic Party - Vote for not more than 1**

Choice	Party	Absentee Voting		Election Day Voting		Total	
Andrew Heykoop		0	0.00%	54	30.17%	54	30.17%
Kenneth Mahoney		0	0.00%	118	65.92%	118	65.92%
Cast Votes:		0	0.00%	172	96.09%	172	96.09%
Undervotes:		0	0.00%	7	3.91%	7	3.91%
Overvotes:		0	0.00%	0	0.00%	0	0.00%
Invalid votes:		0	0.00%	0	0.00%	0	0.00%



**Precinct Results**

Election Night Reporting

Run Time 5:19 PM

Run Date 08/10/2018

**Muskegon County, Michigan**

Primary Election, Tuesday, August 7, 2018

8/7/2018

Page 162 of 502

**Official results**

Registered Voters

33693 of 125609 = 26.82 %

Precincts Reporting

67 of 67 = 100.00 %

**Montague Township Precinct 1****Governor - Libertarian Party - Vote for not more than 1**

Choice	Party	Absentee Voting		Election Day Voting		Total	
Bill Gelineau		0	0.00%	3	75.00%	3	75.00%
John J. Tatar		0	0.00%	1	25.00%	1	25.00%
Cast Votes:		0	0.00%	4	100.00%	4	100.00%
Undervotes:		0	0.00%	0	0.00%	0	0.00%
Overvotes:		0	0.00%	0	0.00%	0	0.00%
Invalid votes:		0	0.00%	0	0.00%	0	0.00%

**United States Senator - Libertarian Party - Vote for not more than 1**

Choice	Party	Absentee Voting		Election Day Voting		Total	
Tim Yow (W)		0	0.00%	0	0.00%	0	0.00%
Cast Votes:		0	0.00%	0	0.00%	0	0.00%
Undervotes:		0	0.00%	4	100.00%	4	100.00%
Overvotes:		0	0.00%	0	0.00%	0	0.00%
Invalid votes:		0	0.00%	0	0.00%	0	0.00%

**Representative in Congress - Libertarian Party - Vote for not more than 1**

Choice	Party	Absentee Voting		Election Day Voting		Total	
Cast Votes:		0	0.00%	0	0.00%	0	0.00%
Undervotes:		0	0.00%	4	100.00%	4	100.00%
Overvotes:		0	0.00%	0	0.00%	0	0.00%
Invalid votes:		0	0.00%	0	0.00%	0	0.00%

**Precinct Results**

Election Night Reporting

Run Time 5:19 PM

Run Date 08/10/2018

**Muskegon County, Michigan**

Primary Election, Tuesday, August 7, 2018

8/7/2018

Page 163 of 502

**Official results**

Registered Voters

33693 of 125609 = 26.82 %

Precincts Reporting

67 of 67 = 100.00 %

**Montague Township Precinct 1****State Senator - Libertarian Party - Vote for not more than 1**

Choice	Party	Absentee Voting		Election Day Voting		Total	
Max Riekse		0	0.00%	4	100.00%	4	100.00%
	Cast Votes:	0	0.00%	4	100.00%	4	100.00%
	Undervotes:	0	0.00%	0	0.00%	0	0.00%
	Overvotes:	0	0.00%	0	0.00%	0	0.00%
	Invalid votes:	0	0.00%	0	0.00%	0	0.00%

**Representative in State Legislature 91st District - Libertarian Party - Vote for not more than 1**

Choice	Party	Absentee Voting		Election Day Voting		Total	
	Cast Votes:	0	0.00%	0	0.00%	0	0.00%
	Undervotes:	0	0.00%	4	100.00%	4	100.00%
	Overvotes:	0	0.00%	0	0.00%	0	0.00%
	Invalid votes:	0	0.00%	0	0.00%	0	0.00%

**County Commissioner District 9 - Libertarian Party - Vote for not more than 1**

Choice	Party	Absentee Voting		Election Day Voting		Total	
	Cast Votes:	0	0.00%	0	0.00%	0	0.00%
	Undervotes:	0	0.00%	4	100.00%	4	100.00%
	Overvotes:	0	0.00%	0	0.00%	0	0.00%
	Invalid votes:	0	0.00%	0	0.00%	0	0.00%

**Delegate to County Convention - Republican Party - Vote for not more than 5**

Choice	Party	Absentee Voting		Election Day Voting		Total	
Vicki Goss		0	0.00%	154	15.56%	154	15.56%
	Cast Votes:	0	0.00%	154	15.56%	154	15.56%
	Undervotes:	0	0.00%	836	84.44%	836	84.44%
	Overvotes:	0	0.00%	0	0.00%	0	0.00%
	Invalid votes:	0	0.00%	0	0.00%	0	0.00%

**Precinct Results**

Election Night Reporting

Run Time 5:19 PM

Run Date 08/10/2018

**Muskegon County, Michigan**

Primary Election, Tuesday, August 7, 2018

8/7/2018

Page 165 of 502

**Official results**

Registered Voters

33693 of 125609 = 26.82 %

Precincts Reporting

67 of 67 = 100.00 %

**Moorland Township Precinct 1****Governor - Republican Party - Vote for not more than 1**

Choice	Party	Absentee Voting		Election Day Voting		Total	
Patrick Colbeck		0	0.00%	34	17.35%	34	17.35%
Brian Calley		0	0.00%	35	17.86%	35	17.86%
Jim Hines		0	0.00%	16	8.16%	16	8.16%
Bill Schuette		0	0.00%	101	51.53%	101	51.53%
Evan Space (W)		0	0.00%	0	0.00%	0	0.00%
Cast Votes:		0	0.00%	186	94.90%	186	94.90%
Undervotes:		0	0.00%	5	2.55%	5	2.55%
Overvotes:		0	0.00%	1	0.51%	1	0.51%
Invalid votes:		0	0.00%	4	2.04%	4	2.04%

**United States Senator - Republican Party - Vote for not more than 1**

Choice	Party	Absentee Voting		Election Day Voting		Total	
John James		0	0.00%	92	47.92%	92	47.92%
Sandy Pensler		0	0.00%	91	47.40%	91	47.40%
William F. White (W)		0	0.00%	0	0.00%	0	0.00%
Cast Votes:		0	0.00%	183	95.31%	183	95.31%
Undervotes:		0	0.00%	9	4.69%	9	4.69%
Overvotes:		0	0.00%	0	0.00%	0	0.00%
Invalid votes:		0	0.00%	0	0.00%	0	0.00%

**Representative in Congress - Republican Party - Vote for not more than 1**

Choice	Party	Absentee Voting		Election Day Voting		Total	
Bill Huizenga		0	0.00%	164	84.10%	164	84.10%
Cast Votes:		0	0.00%	164	84.10%	164	84.10%
Undervotes:		0	0.00%	27	13.85%	27	13.85%
Overvotes:		0	0.00%	0	0.00%	0	0.00%
Invalid votes:		0	0.00%	4	2.05%	4	2.05%

**Precinct Results**

Election Night Reporting

Run Time 5:19 PM

Run Date 08/10/2018

**Muskegon County, Michigan**

Primary Election, Tuesday, August 7, 2018

8/7/2018

Page 166 of 502

**Official results**

Registered Voters

33693 of 125609 = 26.82 %

Precincts Reporting

67 of 67 = 100.00 %

**Moorland Township Precinct 1****State Senator - Republican Party - Vote for not more than 1**

Choice	Party	Absentee Voting		Election Day Voting		Total	
Jon Bumstead		0	0.00%	81	41.54%	81	41.54%
Holly Hughes		0	0.00%	110	56.41%	110	56.41%
Cast Votes:		0	0.00%	191	97.95%	191	97.95%
Undervotes:		0	0.00%	0	0.00%	0	0.00%
Overvotes:		0	0.00%	0	0.00%	0	0.00%
Invalid votes:		0	0.00%	4	2.05%	4	2.05%

**Representative in State Legislature 91st District - Republican Party - Vote for not more than 1**

Choice	Party	Absentee Voting		Election Day Voting		Total	
Alan W. Jager		0	0.00%	51	26.15%	51	26.15%
Greg VanWoerkom		0	0.00%	126	64.62%	126	64.62%
Cast Votes:		0	0.00%	177	90.77%	177	90.77%
Undervotes:		0	0.00%	15	7.69%	15	7.69%
Overvotes:		0	0.00%	0	0.00%	0	0.00%
Invalid votes:		0	0.00%	3	1.54%	3	1.54%

**County Commissioner District 7 - Republican Party - Vote for not more than 1**

Choice	Party	Absentee Voting		Election Day Voting		Total	
Gary L. Foster		0	0.00%	158	81.87%	158	81.87%
Cast Votes:		0	0.00%	158	81.87%	158	81.87%
Undervotes:		0	0.00%	31	16.06%	31	16.06%
Overvotes:		0	0.00%	0	0.00%	0	0.00%
Invalid votes:		0	0.00%	4	2.07%	4	2.07%

**Precinct Results**

Election Night Reporting

Run Time 5:19 PM

Run Date 08/10/2018

**Muskegon County, Michigan**

Primary Election, Tuesday, August 7, 2018

8/7/2018

Page 167 of 502

**Official results**

Registered Voters

33693 of 125609 = 26.82 %

Precincts Reporting

67 of 67 = 100.00 %

**Moorland Township Precinct 1****Governor - Democratic Party - Vote for not more than 1**

Choice	Party	Absentee Voting		Election Day Voting		Total	
Gretchen Whitmer		0	0.00%	53	51.96%	53	51.96%
Abdul El-Sayed		0	0.00%	21	20.59%	21	20.59%
Shri Thanedar		0	0.00%	23	22.55%	23	22.55%
William Cobbs (W)		0	0.00%	0	0.00%	0	0.00%
Cast Votes:		0	0.00%	97	95.10%	97	95.10%
Undervotes:		0	0.00%	0	0.00%	0	0.00%
Overvotes:		0	0.00%	0	0.00%	0	0.00%
Invalid votes:		0	0.00%	5	4.90%	5	4.90%

**United States Senator - Democratic Party - Vote for not more than 1**

Choice	Party	Absentee Voting		Election Day Voting		Total	
Debbie Stabenow		0	0.00%	87	82.08%	87	82.08%
Cast Votes:		0	0.00%	87	82.08%	87	82.08%
Undervotes:		0	0.00%	10	9.43%	10	9.43%
Overvotes:		0	0.00%	0	0.00%	0	0.00%
Invalid votes:		0	0.00%	9	8.49%	9	8.49%

**Representative in Congress - Democratic Party - Vote for not more than 1**

Choice	Party	Absentee Voting		Election Day Voting		Total	
Rob Davidson		0	0.00%	80	80.81%	80	80.81%
Cast Votes:		0	0.00%	80	80.81%	80	80.81%
Undervotes:		0	0.00%	16	16.16%	16	16.16%
Overvotes:		0	0.00%	0	0.00%	0	0.00%
Invalid votes:		0	0.00%	3	3.03%	3	3.03%

**Precinct Results**

Election Night Reporting

Run Time 5:19 PM

Run Date 08/10/2018

**Muskegon County, Michigan**

Primary Election, Tuesday, August 7, 2018

8/7/2018

Page 168 of 502

**Official results**

Registered Voters

33693 of 125609 = 26.82 %

Precincts Reporting

67 of 67 = 100.00 %

**Moorland Township Precinct 1****State Senator - Democratic Party - Vote for not more than 1**

Choice	Party	Absentee Voting		Election Day Voting		Total	
Collene Lamonte		0	0.00%	53	52.48%	53	52.48%
Poppy Sias-Hernandez		0	0.00%	37	36.63%	37	36.63%
Cast Votes:		0	0.00%	90	89.11%	90	89.11%
Undervotes:		0	0.00%	6	5.94%	6	5.94%
Overvotes:		0	0.00%	0	0.00%	0	0.00%
Invalid votes:		0	0.00%	5	4.95%	5	4.95%

**Representative in State Legislature 91st District - Democratic Party - Vote for not more than 1**

Choice	Party	Absentee Voting		Election Day Voting		Total	
Tanya Cabala		0	0.00%	54	53.47%	54	53.47%
Andy O'Riley		0	0.00%	31	30.69%	31	30.69%
Cast Votes:		0	0.00%	85	84.16%	85	84.16%
Undervotes:		0	0.00%	11	10.89%	11	10.89%
Overvotes:		0	0.00%	0	0.00%	0	0.00%
Invalid votes:		0	0.00%	5	4.95%	5	4.95%

**County Commissioner District 7 - Democratic Party - Vote for not more than 1**

Choice	Party	Absentee Voting		Election Day Voting		Total	
Ken Ferrier		0	0.00%	73	73.00%	73	73.00%
Cast Votes:		0	0.00%	73	73.00%	73	73.00%
Undervotes:		0	0.00%	22	22.00%	22	22.00%
Overvotes:		0	0.00%	0	0.00%	0	0.00%
Invalid votes:		0	0.00%	5	5.00%	5	5.00%

**Precinct Results**

Election Night Reporting

Run Time 5:19 PM

Run Date 08/10/2018

**Muskegon County, Michigan**

Primary Election, Tuesday, August 7, 2018

8/7/2018

Page 169 of 502

**Official results**

Registered Voters

33693 of 125609 = 26.82 %

Precincts Reporting

67 of 67 = 100.00 %

**Moorland Township Precinct 1****Governor - Libertarian Party - Vote for not more than 1**

Choice	Party	Absentee Voting		Election Day Voting		Total	
Bill Gelineau		0	0.00%	2	66.67%	2	66.67%
John J. Tatar		0	0.00%	1	33.33%	1	33.33%
Cast Votes:		0	0.00%	3	100.00%	3	100.00%
Undervotes:		0	0.00%	0	0.00%	0	0.00%
Overvotes:		0	0.00%	0	0.00%	0	0.00%
Invalid votes:		0	0.00%	0	0.00%	0	0.00%

**United States Senator - Libertarian Party - Vote for not more than 1**

Choice	Party	Absentee Voting		Election Day Voting		Total	
Tim Yow (W)		0	0.00%	0	0.00%	0	0.00%
Cast Votes:		0	0.00%	0	0.00%	0	0.00%
Undervotes:		0	0.00%	3	100.00%	3	100.00%
Overvotes:		0	0.00%	0	0.00%	0	0.00%
Invalid votes:		0	0.00%	0	0.00%	0	0.00%

**Representative in Congress - Libertarian Party - Vote for not more than 1**

Choice	Party	Absentee Voting		Election Day Voting		Total	
Cast Votes:		0	0.00%	0	0.00%	0	0.00%
Undervotes:		0	0.00%	3	100.00%	3	100.00%
Overvotes:		0	0.00%	0	0.00%	0	0.00%
Invalid votes:		0	0.00%	0	0.00%	0	0.00%

**Precinct Results**

Election Night Reporting

Run Time 5:19 PM

Run Date 08/10/2018

**Muskegon County, Michigan**

Primary Election, Tuesday, August 7, 2018

8/7/2018

Page 170 of 502

**Official results**

Registered Voters

33693 of 125609 = 26.82 %

Precincts Reporting

67 of 67 = 100.00 %

**Moorland Township Precinct 1****State Senator - Libertarian Party - Vote for not more than 1**

Choice	Party	Absentee Voting		Election Day Voting		Total	
Max Riekse		0	0.00%	1	25.00%	1	25.00%
	Cast Votes:	0	0.00%	1	25.00%	1	25.00%
	Undervotes:	0	0.00%	2	50.00%	2	50.00%
	Overvotes:	0	0.00%	0	0.00%	0	0.00%
	Invalid votes:	0	0.00%	1	25.00%	1	25.00%

**Representative in State Legislature 91st District - Libertarian Party - Vote for not more than 1**

Choice	Party	Absentee Voting		Election Day Voting		Total	
	Cast Votes:	0	0.00%	0	0.00%	0	0.00%
	Undervotes:	0	0.00%	0	0.00%	0	0.00%
	Overvotes:	0	0.00%	0	0.00%	0	0.00%
	Invalid votes:	0	0.00%	0	0.00%	0	0.00%

**County Commissioner District 7 - Libertarian Party - Vote for not more than 1**

Choice	Party	Absentee Voting		Election Day Voting		Total	
	Cast Votes:	0	0.00%	0	0.00%	0	0.00%
	Undervotes:	0	0.00%	0	0.00%	0	0.00%
	Overvotes:	0	0.00%	0	0.00%	0	0.00%
	Invalid votes:	0	0.00%	0	0.00%	0	0.00%



**Precinct Results**

Election Night Reporting

Run Time 5:19 PM

Run Date 08/10/2018

**Muskegon County, Michigan**

Primary Election, Tuesday, August 7, 2018

8/7/2018

Page 173 of 502

**Official results**

Registered Voters

33693 of 125609 = 26.82 %

Precincts Reporting

67 of 67 = 100.00 %

**Muskegon Charter Township Precinct 1****Governor - Republican Party - Vote for not more than 1**

Choice	Party	Absentee Voting		Election Day Voting		Total	
Patrick Colbeck		0	0.00%	14	17.07%	14	11.48%
Brian Calley		6	15.00%	11	13.41%	17	13.93%
Jim Hines		8	20.00%	11	13.41%	19	15.57%
Bill Schuette		22	55.00%	45	54.88%	67	54.92%
Evan Space (W)		0	0.00%	0	0.00%	0	0.00%
Cast Votes:		36	90.00%	81	98.78%	117	95.90%
Undervotes:		0	0.00%	0	0.00%	0	0.00%
Overvotes:		0	0.00%	0	0.00%	0	0.00%
Invalid votes:		4	10.00%	1	1.22%	5	4.10%

**United States Senator - Republican Party - Vote for not more than 1**

Choice	Party	Absentee Voting		Election Day Voting		Total	
John James		10	24.39%	48	57.83%	58	46.77%
Sandy Pensler		24	58.54%	32	38.55%	56	45.16%
William F. White (W)		0	0.00%	0	0.00%	0	0.00%
Cast Votes:		34	82.93%	80	96.39%	114	91.94%
Undervotes:		2	4.88%	1	1.20%	3	2.42%
Overvotes:		0	0.00%	0	0.00%	0	0.00%
Invalid votes:		5	12.20%	2	2.41%	7	5.65%

**Representative in Congress - Republican Party - Vote for not more than 1**

Choice	Party	Absentee Voting		Election Day Voting		Total	
Bill Huizenga		36	87.80%	72	86.75%	108	87.10%
Cast Votes:		36	87.80%	72	86.75%	108	87.10%
Undervotes:		0	0.00%	9	10.84%	9	7.26%
Overvotes:		0	0.00%	0	0.00%	0	0.00%
Invalid votes:		5	12.20%	2	2.41%	7	5.65%

**Precinct Results**

Election Night Reporting

Run Time 5:19 PM

Run Date 08/10/2018

**Muskegon County, Michigan**

Primary Election, Tuesday, August 7, 2018

8/7/2018

Page 174 of 502

**Official results**

Registered Voters

33693 of 125609 = 26.82 %

Precincts Reporting

67 of 67 = 100.00 %

**Muskegon Charter Township Precinct 1****State Senator - Republican Party - Vote for not more than 1**

Choice	Party	Absentee Voting		Election Day Voting		Total	
Jon Bumstead		8	18.18%	44	53.01%	52	40.94%
Holly Hughes		28	63.64%	34	40.96%	62	48.82%
Cast Votes:		36	81.82%	78	93.98%	114	89.76%
Undervotes:		0	0.00%	3	3.61%	3	2.36%
Overvotes:		0	0.00%	0	0.00%	0	0.00%
Invalid votes:		8	18.18%	2	2.41%	10	7.87%

**Representative in State Legislature 92nd District - Republican Party - Vote for not more than 1**

Choice	Party	Absentee Voting		Election Day Voting		Total	
Gail Eichorst		30	76.92%	60	72.29%	90	73.77%
Cast Votes:		30	76.92%	60	72.29%	90	73.77%
Undervotes:		6	15.38%	21	25.30%	27	22.13%
Overvotes:		0	0.00%	0	0.00%	0	0.00%
Invalid votes:		3	7.69%	2	2.41%	5	4.10%

**County Commissioner District 3 - Republican Party - Vote for not more than 1**

Choice	Party	Absentee Voting		Election Day Voting		Total	
Cast Votes:		0	0.00%	0	0.00%	0	0.00%
Undervotes:		36	100.00%	81	100.00%	117	100.00%
Overvotes:		0	0.00%	0	0.00%	0	0.00%
Invalid votes:		0	0.00%	0	0.00%	0	0.00%

**Precinct Results**

Election Night Reporting

Run Time 5:19 PM

Run Date 08/10/2018

**Muskegon County, Michigan**

Primary Election, Tuesday, August 7, 2018

8/7/2018

Page 175 of 502

**Official results**

Registered Voters

33693 of 125609 = 26.82 %

Precincts Reporting

67 of 67 = 100.00 %

**Muskegon Charter Township Precinct 1****Supervisor Partial Term Ending 11/20/2020 - Republican Party - Vote for not more than 1**

Choice	Party	Absentee Voting		Election Day Voting		Total	
Cast Votes:		0	0.00%	0	0.00%	0	0.00%
Undervotes:		36	100.00%	81	100.00%	117	100.00%
Overvotes:		0	0.00%	0	0.00%	0	0.00%
Invalid votes:		0	0.00%	0	0.00%	0	0.00%

**Trustee Partial Term Ending 11/20/2020 - Republican Party - Vote for not more than 1**

Choice	Party	Absentee Voting		Election Day Voting		Total	
Dave Barham		26	68.42%	47	56.63%	73	60.33%
Cast Votes:		26	68.42%	47	56.63%	73	60.33%
Undervotes:		10	26.32%	34	40.96%	44	36.36%
Overvotes:		0	0.00%	0	0.00%	0	0.00%
Invalid votes:		2	5.26%	2	2.41%	4	3.31%

**Governor - Democratic Party - Vote for not more than 1**

Choice	Party	Absentee Voting		Election Day Voting		Total	
Gretchen Whitmer		35	38.89%	53	35.81%	88	36.97%
Abdul El-Sayed		8	8.89%	54	36.49%	62	26.05%
Shri Thanedar		39	43.33%	39	26.35%	78	32.77%
William Cobbs (W)		0	0.00%	0	0.00%	0	0.00%
Cast Votes:		82	91.11%	146	98.65%	228	95.80%
Undervotes:		3	3.33%	1	0.68%	4	1.68%
Overvotes:		0	0.00%	0	0.00%	0	0.00%
Invalid votes:		5	5.56%	1	0.68%	6	2.52%

**Precinct Results**

Election Night Reporting

Run Time 5:19 PM

Run Date 08/10/2018

**Muskegon County, Michigan**

Primary Election, Tuesday, August 7, 2018

8/7/2018

Page 176 of 502

**Official results**

Registered Voters

33693 of 125609 = 26.82 %

Precincts Reporting

67 of 67 = 100.00 %

**Muskegon Charter Township Precinct 1****United States Senator - Democratic Party - Vote for not more than 1**

Choice	Party	Absentee Voting		Election Day Voting		Total	
Debbie Stabenow		81	92.05%	139	93.92%	220	93.22%
	Cast Votes:	81	92.05%	139	93.92%	220	93.22%
	Undervotes:	4	4.55%	8	5.41%	12	5.08%
	Overvotes:	0	0.00%	0	0.00%	0	0.00%
	Invalid votes:	3	3.41%	1	0.68%	4	1.69%

**Representative in Congress - Democratic Party - Vote for not more than 1**

Choice	Party	Absentee Voting		Election Day Voting		Total	
Rob Davidson		78	88.64%	128	86.49%	206	87.29%
	Cast Votes:	78	88.64%	128	86.49%	206	87.29%
	Undervotes:	7	7.95%	19	12.84%	26	11.02%
	Overvotes:	0	0.00%	0	0.00%	0	0.00%
	Invalid votes:	3	3.41%	1	0.68%	4	1.69%

**State Senator - Democratic Party - Vote for not more than 1**

Choice	Party	Absentee Voting		Election Day Voting		Total	
Collene Lamonte		48	55.17%	50	33.78%	98	41.70%
Poppy Sias-Hernandez		32	36.78%	94	63.51%	126	53.62%
	Cast Votes:	80	91.95%	144	97.30%	224	95.32%
	Undervotes:	5	5.75%	3	2.03%	8	3.40%
	Overvotes:	0	0.00%	0	0.00%	0	0.00%
	Invalid votes:	2	2.30%	1	0.68%	3	1.28%

**Precinct Results**

Election Night Reporting

Run Time 5:19 PM

Run Date 08/10/2018

**Muskegon County, Michigan**

Primary Election, Tuesday, August 7, 2018

8/7/2018

Page 177 of 502

**Official results**

Registered Voters

33693 of 125609 = 26.82 %

Precincts Reporting

67 of 67 = 100.00 %

**Muskegon Charter Township Precinct 1****Representative in State Legislature 92nd District - Democratic Party - Vote for not more than 1**

Choice	Party	Absentee Voting		Election Day Voting		Total	
Terry J. Sabo		79	87.78%	132	89.19%	211	88.66%
	Cast Votes:	79	87.78%	132	89.19%	211	88.66%
	Undervotes:	6	6.67%	15	10.14%	21	8.82%
	Overvotes:	0	0.00%	0	0.00%	0	0.00%
	Invalid votes:	5	5.56%	1	0.68%	6	2.52%

**County Commissioner District 3 - Democratic Party - Vote for not more than 1**

Choice	Party	Absentee Voting		Election Day Voting		Total	
Susie Hughes		78	84.78%	125	83.89%	203	84.23%
	Cast Votes:	78	84.78%	125	83.89%	203	84.23%
	Undervotes:	7	7.61%	22	14.77%	29	12.03%
	Overvotes:	0	0.00%	0	0.00%	0	0.00%
	Invalid votes:	7	7.61%	2	1.34%	9	3.73%

**Supervisor Partial Term Ending 11/20/2020 - Democratic Party - Vote for not more than 1**

Choice	Party	Absentee Voting		Election Day Voting		Total	
Jennifer Hernandez		43	46.24%	78	52.35%	121	50.00%
Ann D. Oakes		38	40.86%	60	40.27%	98	40.50%
	Cast Votes:	81	87.10%	138	92.62%	219	90.50%
	Undervotes:	4	4.30%	9	6.04%	13	5.37%
	Overvotes:	0	0.00%	0	0.00%	0	0.00%
	Invalid votes:	8	8.60%	2	1.34%	10	4.13%

**Precinct Results**

Election Night Reporting

Run Time 5:19 PM

Run Date 08/10/2018

**Muskegon County, Michigan**

Primary Election, Tuesday, August 7, 2018

8/7/2018

Page 178 of 502

**Official results**

Registered Voters

33693 of 125609 = 26.82 %

Precincts Reporting

67 of 67 = 100.00 %

**Muskegon Charter Township Precinct 1****Trustee Partial Term Ending 11/20/2020 - Democratic Party - Vote for not more than 1**

Choice	Party	Absentee Voting		Election Day Voting		Total	
Robert Grabinski		29	31.87%	37	24.83%	66	27.50%
Tim Koens		17	18.68%	25	16.78%	42	17.50%
Peggy M. Watkins		30	32.97%	68	45.64%	98	40.83%
Cast Votes:		76	83.52%	130	87.25%	206	85.83%
Undervotes:		9	9.89%	17	11.41%	26	10.83%
Overvotes:		0	0.00%	0	0.00%	0	0.00%
Invalid votes:		6	6.59%	2	1.34%	8	3.33%

**Governor - Libertarian Party - Vote for not more than 1**

Choice	Party	Absentee Voting		Election Day Voting		Total	
Bill Gelineau		0	0.00%	0	0.00%	0	0.00%
John J. Tatar		0	0.00%	0	0.00%	0	0.00%
Cast Votes:		0	0.00%	0	0.00%	0	0.00%
Undervotes:		0	0.00%	0	0.00%	0	0.00%
Overvotes:		0	0.00%	0	0.00%	0	0.00%
Invalid votes:		0	0.00%	2	100.00%	2	100.00%

**United States Senator - Libertarian Party - Vote for not more than 1**

Choice	Party	Absentee Voting		Election Day Voting		Total	
Tim Yow (W)		0	0.00%	0	0.00%	0	0.00%
Cast Votes:		0	0.00%	0	0.00%	0	0.00%
Undervotes:		0	0.00%	0	0.00%	0	0.00%
Overvotes:		0	0.00%	0	0.00%	0	0.00%
Invalid votes:		0	0.00%	0	0.00%	0	0.00%

**Precinct Results**

Election Night Reporting

Run Time 5:19 PM

Run Date 08/10/2018

**Muskegon County, Michigan**

Primary Election, Tuesday, August 7, 2018

8/7/2018

Page 179 of 502

**Official results**

Registered Voters

33693 of 125609 = 26.82 %

Precincts Reporting

67 of 67 = 100.00 %

**Muskegon Charter Township Precinct 1****Representative in Congress - Libertarian Party - Vote for not more than 1**

Choice	Party	Absentee Voting		Election Day Voting		Total	
	Cast Votes:	0	0.00%	0	0.00%	0	0.00%
	Undervotes:	0	0.00%	0	0.00%	0	0.00%
	Overvotes:	0	0.00%	0	0.00%	0	0.00%
	Invalid votes:	0	0.00%	0	0.00%	0	0.00%

**State Senator - Libertarian Party - Vote for not more than 1**

Choice	Party	Absentee Voting		Election Day Voting		Total	
Max Riekse		0	0.00%	0	0.00%	0	0.00%
	Cast Votes:	0	0.00%	0	0.00%	0	0.00%
	Undervotes:	0	0.00%	0	0.00%	0	0.00%
	Overvotes:	0	0.00%	0	0.00%	0	0.00%
	Invalid votes:	0	0.00%	0	0.00%	0	0.00%

**Representative in State Legislature 92nd District - Libertarian Party - Vote for not more than 1**

Choice	Party	Absentee Voting		Election Day Voting		Total	
	Cast Votes:	0	0.00%	0	0.00%	0	0.00%
	Undervotes:	0	0.00%	0	0.00%	0	0.00%
	Overvotes:	0	0.00%	0	0.00%	0	0.00%
	Invalid votes:	0	0.00%	0	0.00%	0	0.00%

**County Commissioner District 3 - Libertarian Party - Vote for not more than 1**

Choice	Party	Absentee Voting		Election Day Voting		Total	
	Cast Votes:	0	0.00%	0	0.00%	0	0.00%
	Undervotes:	0	0.00%	0	0.00%	0	0.00%
	Overvotes:	0	0.00%	0	0.00%	0	0.00%
	Invalid votes:	0	0.00%	0	0.00%	0	0.00%



**Precinct Results**

Election Night Reporting

Run Time 5:19 PM

Run Date 08/10/2018

**Muskegon County, Michigan**

Primary Election, Tuesday, August 7, 2018

8/7/2018

Page 182 of 502

**Official results**

Registered Voters

33693 of 125609 = 26.82 %

Precincts Reporting

67 of 67 = 100.00 %

**Muskegon Charter Township Precinct 2****Governor - Republican Party - Vote for not more than 1**

Choice	Party	Absentee Voting		Election Day Voting		Total	
Patrick Colbeck		0	0.00%	9	8.04%	9	5.45%
Brian Calley		14	26.42%	15	13.39%	29	17.58%
Jim Hines		6	11.32%	18	16.07%	24	14.55%
Bill Schuette		29	54.72%	69	61.61%	98	59.39%
Evan Space (W)		0	0.00%	0	0.00%	0	0.00%
Cast Votes:		49	92.45%	111	99.11%	160	96.97%
Undervotes:		0	0.00%	1	0.89%	1	0.61%
Overvotes:		0	0.00%	0	0.00%	0	0.00%
Invalid votes:		4	7.55%	0	0.00%	4	2.42%

**United States Senator - Republican Party - Vote for not more than 1**

Choice	Party	Absentee Voting		Election Day Voting		Total	
John James		15	27.78%	56	50.00%	71	42.77%
Sandy Pensler		33	61.11%	50	44.64%	83	50.00%
William F. White (W)		0	0.00%	0	0.00%	0	0.00%
Cast Votes:		48	88.89%	106	94.64%	154	92.77%
Undervotes:		1	1.85%	6	5.36%	7	4.22%
Overvotes:		0	0.00%	0	0.00%	0	0.00%
Invalid votes:		5	9.26%	0	0.00%	5	3.01%

**Representative in Congress - Republican Party - Vote for not more than 1**

Choice	Party	Absentee Voting		Election Day Voting		Total	
Bill Huizenga		45	83.33%	99	88.39%	144	86.75%
Cast Votes:		45	83.33%	99	88.39%	144	86.75%
Undervotes:		4	7.41%	13	11.61%	17	10.24%
Overvotes:		0	0.00%	0	0.00%	0	0.00%
Invalid votes:		5	9.26%	0	0.00%	5	3.01%



**Precinct Results**

Election Night Reporting

Run Time 5:19 PM

Run Date 08/10/2018

**Muskegon County, Michigan**

Primary Election, Tuesday, August 7, 2018

8/7/2018

Page 183 of 502

**Official results**

Registered Voters

33693 of 125609 = 26.82 %

Precincts Reporting

67 of 67 = 100.00 %

**Muskegon Charter Township Precinct 2****State Senator - Republican Party - Vote for not more than 1**

Choice	Party	Absentee Voting		Election Day Voting		Total	
Jon Bumstead		20	37.04%	67	59.82%	87	52.41%
Holly Hughes		29	53.70%	43	38.39%	72	43.37%
Cast Votes:		49	90.74%	110	98.21%	159	95.78%
Undervotes:		0	0.00%	2	1.79%	2	1.20%
Overvotes:		0	0.00%	0	0.00%	0	0.00%
Invalid votes:		5	9.26%	0	0.00%	5	3.01%

**Representative in State Legislature 92nd District - Republican Party - Vote for not more than 1**

Choice	Party	Absentee Voting		Election Day Voting		Total	
Gail Eichorst		39	76.47%	82	73.21%	121	74.23%
Cast Votes:		39	76.47%	82	73.21%	121	74.23%
Undervotes:		10	19.61%	30	26.79%	40	24.54%
Overvotes:		0	0.00%	0	0.00%	0	0.00%
Invalid votes:		2	3.92%	0	0.00%	2	1.23%

**County Commissioner District 3 - Republican Party - Vote for not more than 1**

Choice	Party	Absentee Voting		Election Day Voting		Total	
Cast Votes:		0	0.00%	0	0.00%	0	0.00%
Undervotes:		49	100.00%	112	100.00%	161	100.00%
Overvotes:		0	0.00%	0	0.00%	0	0.00%
Invalid votes:		0	0.00%	0	0.00%	0	0.00%

**Precinct Results**

Election Night Reporting

Run Time 5:19 PM

Run Date 08/10/2018

**Muskegon County, Michigan**

Primary Election, Tuesday, August 7, 2018

8/7/2018

Page 184 of 502

**Official results**

Registered Voters

33693 of 125609 = 26.82 %

Precincts Reporting

67 of 67 = 100.00 %

**Muskegon Charter Township Precinct 2****Supervisor Partial Term Ending 11/20/2020 - Republican Party - Vote for not more than 1**

Choice	Party	Absentee Voting		Election Day Voting		Total	
	Cast Votes:	0	0.00%	0	0.00%	0	0.00%
	Undervotes:	49	100.00%	112	100.00%	161	100.00%
	Overvotes:	0	0.00%	0	0.00%	0	0.00%
	Invalid votes:	0	0.00%	0	0.00%	0	0.00%

**Trustee Partial Term Ending 11/20/2020 - Republican Party - Vote for not more than 1**

Choice	Party	Absentee Voting		Election Day Voting		Total	
Dave Barham		31	60.78%	77	68.75%	108	66.26%
	Cast Votes:	31	60.78%	77	68.75%	108	66.26%
	Undervotes:	18	35.29%	35	31.25%	53	32.52%
	Overvotes:	0	0.00%	0	0.00%	0	0.00%
	Invalid votes:	2	3.92%	0	0.00%	2	1.23%

**Governor - Democratic Party - Vote for not more than 1**

Choice	Party	Absentee Voting		Election Day Voting		Total	
Gretchen Whitmer		33	50.00%	65	37.14%	98	40.66%
Abdul El-Sayed		4	6.06%	47	26.86%	51	21.16%
Shri Thanedar		25	37.88%	60	34.29%	85	35.27%
William Cobbs (W)		0	0.00%	0	0.00%	0	0.00%
	Cast Votes:	62	93.94%	172	98.29%	234	97.10%
	Undervotes:	2	3.03%	3	1.71%	5	2.07%
	Overvotes:	0	0.00%	0	0.00%	0	0.00%
	Invalid votes:	2	3.03%	0	0.00%	2	0.83%

**Precinct Results**

Election Night Reporting

Run Time 5:19 PM

Run Date 08/10/2018

**Muskegon County, Michigan**

Primary Election, Tuesday, August 7, 2018

8/7/2018

Page 185 of 502

**Official results**

Registered Voters

33693 of 125609 = 26.82 %

Precincts Reporting

67 of 67 = 100.00 %

**Muskegon Charter Township Precinct 2****United States Senator - Democratic Party - Vote for not more than 1**

Choice	Party	Absentee Voting		Election Day Voting		Total	
Debbie Stabenow		61	93.85%	165	94.29%	226	94.17%
	Cast Votes:	61	93.85%	165	94.29%	226	94.17%
	Undervotes:	3	4.62%	10	5.71%	13	5.42%
	Overvotes:	0	0.00%	0	0.00%	0	0.00%
	Invalid votes:	1	1.54%	0	0.00%	1	0.42%

**Representative in Congress - Democratic Party - Vote for not more than 1**

Choice	Party	Absentee Voting		Election Day Voting		Total	
Rob Davidson		57	87.69%	151	86.29%	208	86.67%
	Cast Votes:	57	87.69%	151	86.29%	208	86.67%
	Undervotes:	7	10.77%	24	13.71%	31	12.92%
	Overvotes:	0	0.00%	0	0.00%	0	0.00%
	Invalid votes:	1	1.54%	0	0.00%	1	0.42%

**State Senator - Democratic Party - Vote for not more than 1**

Choice	Party	Absentee Voting		Election Day Voting		Total	
Collene Lamonte		31	47.69%	64	36.57%	95	39.58%
Poppy Sias-Hernandez		29	44.62%	101	57.71%	130	54.17%
	Cast Votes:	60	92.31%	165	94.29%	225	93.75%
	Undervotes:	3	4.62%	10	5.71%	13	5.42%
	Overvotes:	1	1.54%	0	0.00%	1	0.42%
	Invalid votes:	1	1.54%	0	0.00%	1	0.42%

**Precinct Results**

Election Night Reporting

Run Time 5:19 PM

Run Date 08/10/2018

**Muskegon County, Michigan**

Primary Election, Tuesday, August 7, 2018

8/7/2018

Page 186 of 502

**Official results**

Registered Voters

33693 of 125609 = 26.82 %

Precincts Reporting

67 of 67 = 100.00 %

**Muskegon Charter Township Precinct 2****Representative in State Legislature 92nd District - Democratic Party - Vote for not more than 1**

Choice	Party	Absentee Voting		Election Day Voting		Total	
Terry J. Sabo		61	92.42%	159	90.86%	220	91.29%
Cast Votes:		61	92.42%	159	90.86%	220	91.29%
Undervotes:		3	4.55%	16	9.14%	19	7.88%
Overvotes:		0	0.00%	0	0.00%	0	0.00%
Invalid votes:		2	3.03%	0	0.00%	2	0.83%

**County Commissioner District 3 - Democratic Party - Vote for not more than 1**

Choice	Party	Absentee Voting		Election Day Voting		Total	
Susie Hughes		56	84.85%	153	87.43%	209	86.72%
Cast Votes:		56	84.85%	153	87.43%	209	86.72%
Undervotes:		8	12.12%	22	12.57%	30	12.45%
Overvotes:		0	0.00%	0	0.00%	0	0.00%
Invalid votes:		2	3.03%	0	0.00%	2	0.83%

**Supervisor Partial Term Ending 11/20/2020 - Democratic Party - Vote for not more than 1**

Choice	Party	Absentee Voting		Election Day Voting		Total	
Jennifer Hernandez		29	42.03%	78	44.57%	107	43.85%
Ann D. Oakes		34	49.28%	86	49.14%	120	49.18%
Cast Votes:		63	91.30%	164	93.71%	227	93.03%
Undervotes:		1	1.45%	11	6.29%	12	4.92%
Overvotes:		0	0.00%	0	0.00%	0	0.00%
Invalid votes:		5	7.25%	0	0.00%	5	2.05%

**Precinct Results**

Election Night Reporting

Run Time 5:19 PM

Run Date 08/10/2018

**Muskegon County, Michigan**

Primary Election, Tuesday, August 7, 2018

8/7/2018

Page 187 of 502

**Official results**

Registered Voters

33693 of 125609 = 26.82 %

Precincts Reporting

67 of 67 = 100.00 %

**Muskegon Charter Township Precinct 2****Trustee Partial Term Ending 11/20/2020 - Democratic Party - Vote for not more than 1**

Choice	Party	Absentee Voting		Election Day Voting		Total	
Robert Grabinski		30	43.48%	44	25.14%	74	30.33%
Tim Koens		13	18.84%	27	15.43%	40	16.39%
Peggy M. Watkins		15	21.74%	89	50.86%	104	42.62%
Cast Votes:		58	84.06%	160	91.43%	218	89.34%
Undervotes:		6	8.70%	15	8.57%	21	8.61%
Overvotes:		0	0.00%	0	0.00%	0	0.00%
Invalid votes:		5	7.25%	0	0.00%	5	2.05%

**Governor - Libertarian Party - Vote for not more than 1**

Choice	Party	Absentee Voting		Election Day Voting		Total	
Bill Gelineau		0	0.00%	0	0.00%	0	0.00%
John J. Tatar		0	0.00%	1	100.00%	1	100.00%
Cast Votes:		0	0.00%	1	100.00%	1	100.00%
Undervotes:		0	0.00%	0	0.00%	0	0.00%
Overvotes:		0	0.00%	0	0.00%	0	0.00%
Invalid votes:		0	0.00%	0	0.00%	0	0.00%

**United States Senator - Libertarian Party - Vote for not more than 1**

Choice	Party	Absentee Voting		Election Day Voting		Total	
Tim Yow (W)		0	0.00%	0	0.00%	0	0.00%
Cast Votes:		0	0.00%	0	0.00%	0	0.00%
Undervotes:		0	0.00%	1	100.00%	1	100.00%
Overvotes:		0	0.00%	0	0.00%	0	0.00%
Invalid votes:		0	0.00%	0	0.00%	0	0.00%

**Precinct Results**

Election Night Reporting

Run Time 5:19 PM

Run Date 08/10/2018

**Muskegon County, Michigan**

Primary Election, Tuesday, August 7, 2018

8/7/2018

Page 188 of 502

**Official results**

Registered Voters

33693 of 125609 = 26.82 %

Precincts Reporting

67 of 67 = 100.00 %

**Muskegon Charter Township Precinct 2****Representative in Congress - Libertarian Party - Vote for not more than 1**

Choice	Party	Absentee Voting		Election Day Voting		Total	
	Cast Votes:	0	0.00%	0	0.00%	0	0.00%
	Undervotes:	0	0.00%	1	100.00%	1	100.00%
	Overvotes:	0	0.00%	0	0.00%	0	0.00%
	Invalid votes:	0	0.00%	0	0.00%	0	0.00%

**State Senator - Libertarian Party - Vote for not more than 1**

Choice	Party	Absentee Voting		Election Day Voting		Total	
Max Riekse		0	0.00%	1	100.00%	1	100.00%
	Cast Votes:	0	0.00%	1	100.00%	1	100.00%
	Undervotes:	0	0.00%	0	0.00%	0	0.00%
	Overvotes:	0	0.00%	0	0.00%	0	0.00%
	Invalid votes:	0	0.00%	0	0.00%	0	0.00%

**Representative in State Legislature 92nd District - Libertarian Party - Vote for not more than 1**

Choice	Party	Absentee Voting		Election Day Voting		Total	
	Cast Votes:	0	0.00%	0	0.00%	0	0.00%
	Undervotes:	0	0.00%	1	100.00%	1	100.00%
	Overvotes:	0	0.00%	0	0.00%	0	0.00%
	Invalid votes:	0	0.00%	0	0.00%	0	0.00%

**County Commissioner District 3 - Libertarian Party - Vote for not more than 1**

Choice	Party	Absentee Voting		Election Day Voting		Total	
	Cast Votes:	0	0.00%	0	0.00%	0	0.00%
	Undervotes:	0	0.00%	1	100.00%	1	100.00%
	Overvotes:	0	0.00%	0	0.00%	0	0.00%
	Invalid votes:	0	0.00%	0	0.00%	0	0.00%

**Precinct Results**

Election Night Reporting

Run Time 5:19 PM

Run Date 08/10/2018

**Muskegon County, Michigan**

Primary Election, Tuesday, August 7, 2018

8/7/2018

Page 191 of 502

**Official results**

Registered Voters

33693 of 125609 = 26.82 %

Precincts Reporting

67 of 67 = 100.00 %

**Muskegon Charter Township Precinct 3****Governor - Republican Party - Vote for not more than 1**

Choice	Party	Absentee Voting		Election Day Voting		Total	
Patrick Colbeck		0	0.00%	28	13.53%	28	10.00%
Brian Calley		18	24.66%	42	20.29%	60	21.43%
Jim Hines		3	4.11%	28	13.53%	31	11.07%
Bill Schuette		44	60.27%	104	50.24%	148	52.86%
Evan Space (W)		0	0.00%	0	0.00%	0	0.00%
Cast Votes:		65	89.04%	202	97.58%	267	95.36%
Undervotes:		0	0.00%	5	2.42%	5	1.79%
Overvotes:		0	0.00%	0	0.00%	0	0.00%
Invalid votes:		8	10.96%	0	0.00%	8	2.86%

**United States Senator - Republican Party - Vote for not more than 1**

Choice	Party	Absentee Voting		Election Day Voting		Total	
John James		20	27.78%	92	44.44%	112	40.14%
Sandy Pensler		43	59.72%	103	49.76%	146	52.33%
William F. White (W)		0	0.00%	0	0.00%	0	0.00%
Cast Votes:		63	87.50%	195	94.20%	258	92.47%
Undervotes:		2	2.78%	12	5.80%	14	5.02%
Overvotes:		0	0.00%	0	0.00%	0	0.00%
Invalid votes:		7	9.72%	0	0.00%	7	2.51%

**Representative in Congress - Republican Party - Vote for not more than 1**

Choice	Party	Absentee Voting		Election Day Voting		Total	
Bill Huizenga		54	73.97%	184	88.89%	238	85.00%
Cast Votes:		54	73.97%	184	88.89%	238	85.00%
Undervotes:		11	15.07%	23	11.11%	34	12.14%
Overvotes:		0	0.00%	0	0.00%	0	0.00%
Invalid votes:		8	10.96%	0	0.00%	8	2.86%

**Precinct Results**

Election Night Reporting

Run Time 5:19 PM

Run Date 08/10/2018

**Muskegon County, Michigan**

Primary Election, Tuesday, August 7, 2018

8/7/2018

Page 192 of 502

**Official results**

Registered Voters

33693 of 125609 = 26.82 %

Precincts Reporting

67 of 67 = 100.00 %

**Muskegon Charter Township Precinct 3****State Senator - Republican Party - Vote for not more than 1**

Choice	Party	Absentee Voting		Election Day Voting		Total	
Jon Bumstead		33	45.21%	109	52.66%	142	50.71%
Holly Hughes		31	42.47%	98	47.34%	129	46.07%
Cast Votes:		64	87.67%	207	100.00%	271	96.79%
Undervotes:		1	1.37%	0	0.00%	1	0.36%
Overvotes:		0	0.00%	0	0.00%	0	0.00%
Invalid votes:		8	10.96%	0	0.00%	8	2.86%

**Representative in State Legislature 92nd District - Republican Party - Vote for not more than 1**

Choice	Party	Absentee Voting		Election Day Voting		Total	
Gail Eichorst		44	61.97%	155	74.88%	199	71.58%
Cast Votes:		44	61.97%	155	74.88%	199	71.58%
Undervotes:		21	29.58%	52	25.12%	73	26.26%
Overvotes:		0	0.00%	0	0.00%	0	0.00%
Invalid votes:		6	8.45%	0	0.00%	6	2.16%

**County Commissioner District 3 - Republican Party - Vote for not more than 1**

Choice	Party	Absentee Voting		Election Day Voting		Total	
Cast Votes:		0	0.00%	0	0.00%	0	0.00%
Undervotes:		65	100.00%	207	100.00%	272	100.00%
Overvotes:		0	0.00%	0	0.00%	0	0.00%
Invalid votes:		0	0.00%	0	0.00%	0	0.00%



**Precinct Results**

Election Night Reporting

Run Time 5:19 PM

Run Date 08/10/2018

**Muskegon County, Michigan**

Primary Election, Tuesday, August 7, 2018

8/7/2018

Page 193 of 502

**Official results**

Registered Voters

33693 of 125609 = 26.82 %

Precincts Reporting

67 of 67 = 100.00 %

**Muskegon Charter Township Precinct 3****Supervisor Partial Term Ending 11/20/2020 - Republican Party - Vote for not more than 1**

Choice	Party	Absentee Voting		Election Day Voting		Total	
	Cast Votes:	0	0.00%	0	0.00%	0	0.00%
	Undervotes:	65	100.00%	207	100.00%	272	100.00%
	Overvotes:	0	0.00%	0	0.00%	0	0.00%
	Invalid votes:	0	0.00%	0	0.00%	0	0.00%

**Trustee Partial Term Ending 11/20/2020 - Republican Party - Vote for not more than 1**

Choice	Party	Absentee Voting		Election Day Voting		Total	
Dave Barham		50	68.49%	157	75.85%	207	73.93%
	Cast Votes:	50	68.49%	157	75.85%	207	73.93%
	Undervotes:	15	20.55%	50	24.15%	65	23.21%
	Overvotes:	0	0.00%	0	0.00%	0	0.00%
	Invalid votes:	8	10.96%	0	0.00%	8	2.86%

**Governor - Democratic Party - Vote for not more than 1**

Choice	Party	Absentee Voting		Election Day Voting		Total	
Gretchen Whitmer		47	56.63%	93	45.37%	140	48.61%
Abdul El-Sayed		10	12.05%	73	35.61%	83	28.82%
Shri Thanedar		21	25.30%	37	18.05%	58	20.14%
William Cobbs (W)		0	0.00%	0	0.00%	0	0.00%
	Cast Votes:	78	93.98%	203	99.02%	281	97.57%
	Undervotes:	1	1.20%	2	0.98%	3	1.04%
	Overvotes:	0	0.00%	0	0.00%	0	0.00%
	Invalid votes:	4	4.82%	0	0.00%	4	1.39%

**Precinct Results**

Election Night Reporting

Run Time 5:19 PM

Run Date 08/10/2018

**Muskegon County, Michigan**

Primary Election, Tuesday, August 7, 2018

8/7/2018

Page 194 of 502

**Official results**

Registered Voters

33693 of 125609 = 26.82 %

Precincts Reporting

67 of 67 = 100.00 %

**Muskegon Charter Township Precinct 3****United States Senator - Democratic Party - Vote for not more than 1**

Choice	Party	Absentee Voting		Election Day Voting		Total	
Debbie Stabenow		73	86.90%	172	83.90%	245	84.78%
	Cast Votes:	73	86.90%	172	83.90%	245	84.78%
	Undervotes:	6	7.14%	33	16.10%	39	13.49%
	Overvotes:	0	0.00%	0	0.00%	0	0.00%
	Invalid votes:	5	5.95%	0	0.00%	5	1.73%

**Representative in Congress - Democratic Party - Vote for not more than 1**

Choice	Party	Absentee Voting		Election Day Voting		Total	
Rob Davidson		68	81.93%	158	77.07%	226	78.47%
	Cast Votes:	68	81.93%	158	77.07%	226	78.47%
	Undervotes:	11	13.25%	47	22.93%	58	20.14%
	Overvotes:	0	0.00%	0	0.00%	0	0.00%
	Invalid votes:	4	4.82%	0	0.00%	4	1.39%

**State Senator - Democratic Party - Vote for not more than 1**

Choice	Party	Absentee Voting		Election Day Voting		Total	
Collene Lamonte		47	56.63%	76	37.07%	123	42.71%
Poppy Sias-Hernandez		32	38.55%	120	58.54%	152	52.78%
	Cast Votes:	79	95.18%	196	95.61%	275	95.49%
	Undervotes:	0	0.00%	9	4.39%	9	3.13%
	Overvotes:	0	0.00%	0	0.00%	0	0.00%
	Invalid votes:	4	4.82%	0	0.00%	4	1.39%

**Precinct Results**

Election Night Reporting

Run Time 5:19 PM

Run Date 08/10/2018

**Muskegon County, Michigan**

Primary Election, Tuesday, August 7, 2018

8/7/2018

Page 195 of 502

**Official results**

Registered Voters

33693 of 125609 – 26.82 %

Precincts Reporting

67 of 67 – 100.00 %

**Muskegon Charter Township Precinct 3****Representative in State Legislature 92nd District - Democratic Party - Vote for not more than 1**

Choice	Party	Absentee Voting		Election Day Voting		Total	
Terry J. Sabo		70	83.33%	167	81.46%	237	82.01%
	Cast Votes:	70	83.33%	167	81.46%	237	82.01%
	Undervotes:	9	10.71%	38	18.54%	47	16.26%
	Overvotes:	0	0.00%	0	0.00%	0	0.00%
	Invalid votes:	5	5.95%	0	0.00%	5	1.73%

**County Commissioner District 3 - Democratic Party - Vote for not more than 1**

Choice	Party	Absentee Voting		Election Day Voting		Total	
Susie Hughes		71	81.61%	160	78.05%	231	79.11%
	Cast Votes:	71	81.61%	160	78.05%	231	79.11%
	Undervotes:	8	9.20%	45	21.95%	53	18.15%
	Overvotes:	0	0.00%	0	0.00%	0	0.00%
	Invalid votes:	8	9.20%	0	0.00%	8	2.74%

**Supervisor Partial Term Ending 11/20/2020 - Democratic Party - Vote for not more than 1**

Choice	Party	Absentee Voting		Election Day Voting		Total	
Jennifer Hernandez		41	45.05%	131	63.90%	172	58.11%
Ann D. Oakes		35	38.46%	56	27.32%	91	30.74%
	Cast Votes:	76	83.52%	187	91.22%	263	88.85%
	Undervotes:	3	3.30%	18	8.78%	21	7.09%
	Overvotes:	0	0.00%	0	0.00%	0	0.00%
	Invalid votes:	12	13.19%	0	0.00%	12	4.05%

**Precinct Results**

Election Night Reporting

Run Time 5:19 PM

Run Date 08/10/2018

**Muskegon County, Michigan**

Primary Election, Tuesday, August 7, 2018

8/7/2018

Page 196 of 502

**Official results**

Registered Voters

33693 of 125609 = 26.82 %

Precincts Reporting

67 of 67 = 100.00 %

**Muskegon Charter Township Precinct 3****Trustee Partial Term Ending 11/20/2020 - Democratic Party - Vote for not more than 1**

Choice	Party	Absentee Voting		Election Day Voting		Total	
Robert Grabinski		42	50.00%	94	45.85%	136	47.06%
Tim Koens		8	9.52%	18	8.78%	26	9.00%
Peggy M. Watkins		26	30.95%	59	28.78%	85	29.41%
Cast Votes:		76	90.48%	171	83.41%	247	85.47%
Undervotes:		3	3.57%	34	16.59%	37	12.80%
Overvotes:		0	0.00%	0	0.00%	0	0.00%
Invalid votes:		5	5.95%	0	0.00%	5	1.73%

**Governor - Libertarian Party - Vote for not more than 1**

Choice	Party	Absentee Voting		Election Day Voting		Total	
Bill Gelineau		1	100.00%	1	100.00%	2	100.00%
John J. Tatar		0	0.00%	0	0.00%	0	0.00%
Cast Votes:		1	100.00%	1	100.00%	2	100.00%
Undervotes:		0	0.00%	0	0.00%	0	0.00%
Overvotes:		0	0.00%	0	0.00%	0	0.00%
Invalid votes:		0	0.00%	0	0.00%	0	0.00%

**United States Senator - Libertarian Party - Vote for not more than 1**

Choice	Party	Absentee Voting		Election Day Voting		Total	
Tim Yow (W)		0	0.00%	0	0.00%	0	0.00%
Cast Votes:		0	0.00%	0	0.00%	0	0.00%
Undervotes:		1	100.00%	1	100.00%	2	100.00%
Overvotes:		0	0.00%	0	0.00%	0	0.00%
Invalid votes:		0	0.00%	0	0.00%	0	0.00%

**Precinct Results**

Election Night Reporting

Run Time 5:19 PM

Run Date 08/10/2018

**Muskegon County, Michigan**

Primary Election, Tuesday, August 7, 2018

8/7/2018

Page 197 of 502

**Official results**

Registered Voters

33693 of 125609 = 26.82 %

Precincts Reporting

67 of 67 = 100.00 %

**Muskegon Charter Township Precinct 3****Representative in Congress - Libertarian Party - Vote for not more than 1**

Choice	Party	Absentee Voting		Election Day Voting		Total	
	Cast Votes:	0	0.00%	0	0.00%	0	0.00%
	Undervotes:	1	100.00%	1	100.00%	2	100.00%
	Overvotes:	0	0.00%	0	0.00%	0	0.00%
	Invalid votes:	0	0.00%	0	0.00%	0	0.00%

**State Senator - Libertarian Party - Vote for not more than 1**

Choice	Party	Absentee Voting		Election Day Voting		Total	
Max Riekse		1	100.00%	1	100.00%	2	100.00%
	Cast Votes:	1	100.00%	1	100.00%	2	100.00%
	Undervotes:	0	0.00%	0	0.00%	0	0.00%
	Overvotes:	0	0.00%	0	0.00%	0	0.00%
	Invalid votes:	0	0.00%	0	0.00%	0	0.00%

**Representative in State Legislature 92nd District - Libertarian Party - Vote for not more than 1**

Choice	Party	Absentee Voting		Election Day Voting		Total	
	Cast Votes:	0	0.00%	0	0.00%	0	0.00%
	Undervotes:	1	100.00%	1	100.00%	2	100.00%
	Overvotes:	0	0.00%	0	0.00%	0	0.00%
	Invalid votes:	0	0.00%	0	0.00%	0	0.00%

**County Commissioner District 3 - Libertarian Party - Vote for not more than 1**

Choice	Party	Absentee Voting		Election Day Voting		Total	
	Cast Votes:	0	0.00%	0	0.00%	0	0.00%
	Undervotes:	1	100.00%	1	100.00%	2	100.00%
	Overvotes:	0	0.00%	0	0.00%	0	0.00%
	Invalid votes:	0	0.00%	0	0.00%	0	0.00%

**Precinct Results**

Election Night Reporting

Run Time 5:19 PM

Run Date 08/10/2018

**Muskegon County, Michigan**

Primary Election, Tuesday, August 7, 2018

8/7/2018

Page 200 of 502

**Official results**

Registered Voters

33693 of 125609 = 26.82 %

Precincts Reporting

67 of 67 = 100.00 %

**Muskegon Charter Township Precinct 4****Governor - Republican Party - Vote for not more than 1**

Choice	Party	Absentee Voting		Election Day Voting		Total	
Patrick Colbeck		4	7.41%	38	19.19%	42	16.67%
Brian Calley		11	20.37%	39	19.70%	50	19.84%
Jim Hines		9	16.67%	21	10.61%	30	11.90%
Bill Schuette		24	44.44%	98	49.49%	122	48.41%
Evan Space (W)		0	0.00%	0	0.00%	0	0.00%
Cast Votes:		48	88.89%	196	98.99%	244	96.83%
Undervotes:		1	1.85%	2	1.01%	3	1.19%
Overvotes:		0	0.00%	0	0.00%	0	0.00%
Invalid votes:		5	9.26%	0	0.00%	5	1.98%

**United States Senator - Republican Party - Vote for not more than 1**

Choice	Party	Absentee Voting		Election Day Voting		Total	
John James		16	28.57%	99	49.75%	115	45.10%
Sandy Pensler		26	46.43%	92	46.23%	118	46.27%
William F. White (W)		0	0.00%	0	0.00%	0	0.00%
Cast Votes:		42	75.00%	191	95.98%	233	91.37%
Undervotes:		7	12.50%	7	3.52%	14	5.49%
Overvotes:		0	0.00%	0	0.00%	0	0.00%
Invalid votes:		7	12.50%	1	0.50%	8	3.14%

**Representative in Congress - Republican Party - Vote for not more than 1**

Choice	Party	Absentee Voting		Election Day Voting		Total	
Bill Huizenga		40	76.92%	166	83.42%	206	82.07%
Cast Votes:		40	76.92%	166	83.42%	206	82.07%
Undervotes:		9	17.31%	32	16.08%	41	16.33%
Overvotes:		0	0.00%	0	0.00%	0	0.00%
Invalid votes:		3	5.77%	1	0.50%	4	1.59%

**Precinct Results**

Election Night Reporting

Run Time 5:19 PM

Run Date 08/10/2018

**Muskegon County, Michigan**

Primary Election, Tuesday, August 7, 2018

8/7/2018

Page 201 of 502

**Official results**

Registered Voters

33693 of 125609 = 26.82 %

Precincts Reporting

67 of 67 = 100.00 %

**Muskegon Charter Township Precinct 4****State Senator - Republican Party - Vote for not more than 1**

Choice	Party	Absentee Voting		Election Day Voting		Total	
Jon Bumstead		16	29.63%	121	60.80%	137	54.15%
Holly Hughes		32	59.26%	73	36.68%	105	41.50%
Cast Votes:		48	88.89%	194	97.49%	242	95.65%
Undervotes:		1	1.85%	4	2.01%	5	1.98%
Overvotes:		0	0.00%	0	0.00%	0	0.00%
Invalid votes:		5	9.26%	1	0.50%	6	2.37%

**Representative in State Legislature 92nd District - Republican Party - Vote for not more than 1**

Choice	Party	Absentee Voting		Election Day Voting		Total	
Gail Eichorst		34	65.38%	147	73.87%	181	72.11%
Cast Votes:		34	65.38%	147	73.87%	181	72.11%
Undervotes:		15	28.85%	51	25.63%	66	26.29%
Overvotes:		0	0.00%	0	0.00%	0	0.00%
Invalid votes:		3	5.77%	1	0.50%	4	1.59%

**County Commissioner District 3 - Republican Party - Vote for not more than 1**

Choice	Party	Absentee Voting		Election Day Voting		Total	
Cast Votes:		0	0.00%	0	0.00%	0	0.00%
Undervotes:		49	100.00%	198	100.00%	247	100.00%
Overvotes:		0	0.00%	0	0.00%	0	0.00%
Invalid votes:		0	0.00%	0	0.00%	0	0.00%

**Precinct Results**

Election Night Reporting

Run Time 5:19 PM

Run Date 08/10/2018

**Muskegon County, Michigan**

Primary Election, Tuesday, August 7, 2018

8/7/2018

Page 202 of 502

**Official results**

Registered Voters

33693 of 125609 = 26.82 %

Precincts Reporting

67 of 67 = 100.00 %

**Muskegon Charter Township Precinct 4****Supervisor Partial Term Ending 11/20/2020 - Republican Party - Vote for not more than 1**

Choice	Party	Absentee Voting		Election Day Voting		Total	
	Cast Votes:	0	0.00%	0	0.00%	0	0.00%
	Undervotes:	49	100.00%	198	100.00%	247	100.00%
	Overvotes:	0	0.00%	0	0.00%	0	0.00%
	Invalid votes:	0	0.00%	0	0.00%	0	0.00%

**Trustee Partial Term Ending 11/20/2020 - Republican Party - Vote for not more than 1**

Choice	Party	Absentee Voting		Election Day Voting		Total	
Dave Barham		27	52.94%	124	62.63%	151	60.64%
	Cast Votes:	27	52.94%	124	62.63%	151	60.64%
	Undervotes:	22	43.14%	74	37.37%	96	38.55%
	Overvotes:	0	0.00%	0	0.00%	0	0.00%
	Invalid votes:	2	3.92%	0	0.00%	2	0.80%

**Governor - Democratic Party - Vote for not more than 1**

Choice	Party	Absentee Voting		Election Day Voting		Total	
Gretchen Whitmer		68	52.71%	169	62.36%	237	59.25%
Abdul El-Sayed		16	12.40%	53	19.56%	69	17.25%
Shri Thanedar		39	30.23%	44	16.24%	83	20.75%
William Cobbs (W)		0	0.00%	0	0.00%	0	0.00%
	Cast Votes:	123	95.35%	266	98.15%	389	97.25%
	Undervotes:	1	0.78%	4	1.48%	5	1.25%
	Overvotes:	0	0.00%	0	0.00%	0	0.00%
	Invalid votes:	5	3.88%	1	0.37%	6	1.50%



**Precinct Results**

Election Night Reporting

Run Time 5:19 PM

Run Date 08/10/2018

**Muskegon County, Michigan**

Primary Election, Tuesday, August 7, 2018

8/7/2018

Page 203 of 502

**Official results**

Registered Voters

33693 of 125609 = 26.82 %

Precincts Reporting

67 of 67 = 100.00 %

**Muskegon Charter Township Precinct 4****United States Senator - Democratic Party - Vote for not more than 1**

Choice	Party	Absentee Voting		Election Day Voting		Total	
Debbie Stabenow		113	88.98%	230	84.87%	343	86.18%
	Cast Votes:	113	88.98%	230	84.87%	343	86.18%
	Undervotes:	11	8.66%	40	14.76%	51	12.81%
	Overvotes:	0	0.00%	0	0.00%	0	0.00%
	Invalid votes:	3	2.36%	1	0.37%	4	1.01%

**Representative in Congress - Democratic Party - Vote for not more than 1**

Choice	Party	Absentee Voting		Election Day Voting		Total	
Rob Davidson		100	78.13%	209	77.41%	309	77.64%
	Cast Votes:	100	78.13%	209	77.41%	309	77.64%
	Undervotes:	24	18.75%	61	22.59%	85	21.36%
	Overvotes:	0	0.00%	0	0.00%	0	0.00%
	Invalid votes:	4	3.13%	0	0.00%	4	1.01%

**State Senator - Democratic Party - Vote for not more than 1**

Choice	Party	Absentee Voting		Election Day Voting		Total	
Collene Lamonte		53	41.41%	121	44.65%	174	43.61%
Poppy Sias-Hernandez		66	51.56%	134	49.45%	200	50.13%
	Cast Votes:	119	92.97%	255	94.10%	374	93.73%
	Undervotes:	5	3.91%	15	5.54%	20	5.01%
	Overvotes:	0	0.00%	0	0.00%	0	0.00%
	Invalid votes:	4	3.13%	1	0.37%	5	1.25%

**Precinct Results**

Election Night Reporting

Run Time 5:19 PM

Run Date 08/10/2018

**Muskegon County, Michigan**

Primary Election, Tuesday, August 7, 2018

8/7/2018

Page 204 of 502

**Official results**

Registered Voters

33693 of 125609 = 26.82 %

Precincts Reporting

67 of 67 = 100.00 %

**Muskegon Charter Township Precinct 4****Representative in State Legislature 92nd District - Democratic Party - Vote for not more than 1**

Choice	Party	Absentee Voting		Election Day Voting		Total	
Terry J. Sabo		111	87.40%	231	85.24%	342	85.93%
	Cast Votes:	111	87.40%	231	85.24%	342	85.93%
	Undervotes:	13	10.24%	39	14.39%	52	13.07%
	Overvotes:	0	0.00%	0	0.00%	0	0.00%
	Invalid votes:	3	2.36%	1	0.37%	4	1.01%

**County Commissioner District 3 - Democratic Party - Vote for not more than 1**

Choice	Party	Absentee Voting		Election Day Voting		Total	
Susie Hughes		107	82.95%	220	81.18%	327	81.75%
	Cast Votes:	107	82.95%	220	81.18%	327	81.75%
	Undervotes:	17	13.18%	50	18.45%	67	16.75%
	Overvotes:	0	0.00%	0	0.00%	0	0.00%
	Invalid votes:	5	3.88%	1	0.37%	6	1.50%

**Supervisor Partial Term Ending 11/20/2020 - Democratic Party - Vote for not more than 1**

Choice	Party	Absentee Voting		Election Day Voting		Total	
Jennifer Hernandez		82	62.12%	168	61.99%	250	62.03%
Ann D. Oakes		39	29.55%	84	31.00%	123	30.52%
	Cast Votes:	121	91.67%	252	92.99%	373	92.56%
	Undervotes:	3	2.27%	18	6.64%	21	5.21%
	Overvotes:	0	0.00%	0	0.00%	0	0.00%
	Invalid votes:	8	6.06%	1	0.37%	9	2.23%

**Precinct Results**

Election Night Reporting

Run Time 5:19 PM

Run Date 08/10/2018

**Muskegon County, Michigan**

Primary Election, Tuesday, August 7, 2018

8/7/2018

Page 205 of 502

**Official results**

Registered Voters

33693 of 125609 = 26.82 %

Precincts Reporting

67 of 67 = 100.00 %

**Muskegon Charter Township Precinct 4****Trustee Partial Term Ending 11/20/2020 - Democratic Party - Vote for not more than 1**

Choice	Party	Absentee Voting		Election Day Voting		Total	
Robert Grabinski		64	49.61%	96	35.42%	160	40.00%
Tim Koens		17	13.18%	56	20.66%	73	18.25%
Peggy M. Watkins		27	20.93%	78	28.78%	105	26.25%
Cast Votes:		108	83.72%	230	84.87%	338	84.50%
Undervotes:		15	11.63%	39	14.39%	54	13.50%
Overvotes:		1	0.78%	1	0.37%	2	0.50%
Invalid votes:		5	3.88%	1	0.37%	6	1.50%

**Governor - Libertarian Party - Vote for not more than 1**

Choice	Party	Absentee Voting		Election Day Voting		Total	
Bill Gelineau		0	0.00%	2	100.00%	2	66.67%
John J. Tatar		0	0.00%	0	0.00%	0	0.00%
Cast Votes:		0	0.00%	2	100.00%	2	66.67%
Undervotes:		0	0.00%	0	0.00%	0	0.00%
Overvotes:		0	0.00%	0	0.00%	0	0.00%
Invalid votes:		1	100.00%	0	0.00%	1	33.33%

**United States Senator - Libertarian Party - Vote for not more than 1**

Choice	Party	Absentee Voting		Election Day Voting		Total	
Tim Yow (W)		0	0.00%	0	0.00%	0	0.00%
Cast Votes:		0	0.00%	0	0.00%	0	0.00%
Undervotes:		0	0.00%	2	100.00%	2	66.67%
Overvotes:		0	0.00%	0	0.00%	0	0.00%
Invalid votes:		1	100.00%	0	0.00%	1	33.33%

**Precinct Results**

Election Night Reporting

Run Time 5:19 PM  
Run Date 08/10/2018

**Muskegon County, Michigan**

Primary Election, Tuesday, August 7, 2018

8/7/2018

Page 206 of 502

**Official results**

Registered Voters  
33693 of 125609 = 26.82 %

Precincts Reporting  
67 of 67 = 100.00 %

**Muskegon Charter Township Precinct 4**

**Representative in Congress - Libertarian Party - Vote for not more than 1**

Choice	Party	Absentee Voting		Election Day Voting		Total	
	Cast Votes:	0	0.00%	0	0.00%	0	0.00%
	Undervotes:	0	0.00%	2	100.00%	2	66.67%
	Overvotes:	0	0.00%	0	0.00%	0	0.00%
	Invalid votes:	1	100.00%	0	0.00%	1	33.33%

**State Senator - Libertarian Party - Vote for not more than 1**

Choice	Party	Absentee Voting		Election Day Voting		Total	
Max Riekse		0	0.00%	2	66.67%	2	50.00%
	Cast Votes:	0	0.00%	2	66.67%	2	50.00%
	Undervotes:	0	0.00%	0	0.00%	0	0.00%
	Overvotes:	0	0.00%	0	0.00%	0	0.00%
	Invalid votes:	1	100.00%	1	33.33%	2	50.00%

**Representative in State Legislature 92nd District - Libertarian Party - Vote for not more than 1**

Choice	Party	Absentee Voting		Election Day Voting		Total	
	Cast Votes:	0	0.00%	0	0.00%	0	0.00%
	Undervotes:	0	0.00%	2	100.00%	2	66.67%
	Overvotes:	0	0.00%	0	0.00%	0	0.00%
	Invalid votes:	1	100.00%	0	0.00%	1	33.33%

**County Commissioner District 3 - Libertarian Party - Vote for not more than 1**

Choice	Party	Absentee Voting		Election Day Voting		Total	
	Cast Votes:	0	0.00%	0	0.00%	0	0.00%
	Undervotes:	0	0.00%	2	100.00%	2	66.67%
	Overvotes:	0	0.00%	0	0.00%	0	0.00%
	Invalid votes:	1	100.00%	0	0.00%	1	33.33%

**Precinct Results**

Election Night Reporting

Run Time 5:19 PM

Run Date 08/10/2018

**Muskegon County, Michigan**

Primary Election, Tuesday, August 7, 2018

8/7/2018

Page 209 of 502

**Official results**

Registered Voters

33693 of 125609 = 26.82 %

Precincts Reporting

67 of 67 = 100.00 %

**Muskegon Charter Township Precinct 5****Governor - Republican Party - Vote for not more than 1**

Choice	Party	Absentee Voting		Election Day Voting		Total	
Patrick Colbeck		1	1.75%	15	12.61%	16	9.09%
Brian Calley		13	22.81%	10	8.40%	23	13.07%
Jim Hines		5	8.77%	19	15.97%	24	13.64%
Bill Schuette		33	57.89%	70	58.82%	103	58.52%
Evan Space (W)		0	0.00%	0	0.00%	0	0.00%
Cast Votes:		52	91.23%	114	95.80%	166	94.32%
Undervotes:		0	0.00%	5	4.20%	5	2.84%
Overvotes:		0	0.00%	0	0.00%	0	0.00%
Invalid votes:		5	8.77%	0	0.00%	5	2.84%

**United States Senator - Republican Party - Vote for not more than 1**

Choice	Party	Absentee Voting		Election Day Voting		Total	
John James		17	28.81%	69	57.98%	86	48.31%
Sandy Pensler		31	52.54%	44	36.97%	75	42.13%
William F. White (W)		0	0.00%	0	0.00%	0	0.00%
Cast Votes:		48	81.36%	113	94.96%	161	90.45%
Undervotes:		4	6.78%	6	5.04%	10	5.62%
Overvotes:		0	0.00%	0	0.00%	0	0.00%
Invalid votes:		7	11.86%	0	0.00%	7	3.93%

**Representative in Congress - Republican Party - Vote for not more than 1**

Choice	Party	Absentee Voting		Election Day Voting		Total	
Bill Huizenga		46	77.97%	102	85.71%	148	83.15%
Cast Votes:		46	77.97%	102	85.71%	148	83.15%
Undervotes:		6	10.17%	17	14.29%	23	12.92%
Overvotes:		0	0.00%	0	0.00%	0	0.00%
Invalid votes:		7	11.86%	0	0.00%	7	3.93%

**Precinct Results**

Election Night Reporting

Run Time 5:19 PM

Run Date 08/10/2018

**Muskegon County, Michigan**

Primary Election, Tuesday, August 7, 2018

8/7/2018

Page 210 of 502

**Official results**

Registered Voters

33693 of 125609 = 26.82 %

Precincts Reporting

67 of 67 = 100.00 %

**Muskegon Charter Township Precinct 5****State Senator - Republican Party - Vote for not more than 1**

Choice	Party	Absentee Voting		Election Day Voting		Total	
Jon Bumstead		14	22.95%	60	50.42%	74	41.11%
Holly Hughes		34	55.74%	54	45.38%	88	48.89%
Cast Votes:		48	78.69%	114	95.80%	162	90.00%
Undervotes:		4	6.56%	5	4.20%	9	5.00%
Overvotes:		0	0.00%	0	0.00%	0	0.00%
Invalid votes:		9	14.75%	0	0.00%	9	5.00%

**Representative in State Legislature 92nd District - Republican Party - Vote for not more than 1**

Choice	Party	Absentee Voting		Election Day Voting		Total	
Gail Eichorst		33	56.90%	87	73.11%	120	67.80%
Cast Votes:		33	56.90%	87	73.11%	120	67.80%
Undervotes:		19	32.76%	31	26.05%	50	28.25%
Overvotes:		0	0.00%	1	0.84%	1	0.56%
Invalid votes:		6	10.34%	0	0.00%	6	3.39%

**County Commissioner District 3 - Republican Party - Vote for not more than 1**

Choice	Party	Absentee Voting		Election Day Voting		Total	
Cast Votes:		0	0.00%	0	0.00%	0	0.00%
Undervotes:		52	100.00%	119	100.00%	171	100.00%
Overvotes:		0	0.00%	0	0.00%	0	0.00%
Invalid votes:		0	0.00%	0	0.00%	0	0.00%

**Precinct Results**

Election Night Reporting

Run Time 5:19 PM

Run Date 08/10/2018

**Muskegon County, Michigan**

Primary Election, Tuesday, August 7, 2018

8/7/2018

Page 211 of 502

**Official results**

Registered Voters

33693 of 125609 = 26.82 %

Precincts Reporting

67 of 67 = 100.00 %

**Muskegon Charter Township Precinct 5****Supervisor Partial Term Ending 11/20/2020 - Republican Party - Vote for not more than 1**

Choice	Party	Absentee Voting		Election Day Voting		Total	
Cast Votes:		0	0.00%	0	0.00%	0	0.00%
Undervotes:		52	100.00%	119	100.00%	171	100.00%
Overvotes:		0	0.00%	0	0.00%	0	0.00%
Invalid votes:		0	0.00%	0	0.00%	0	0.00%

**Trustee Partial Term Ending 11/20/2020 - Republican Party - Vote for not more than 1**

Choice	Party	Absentee Voting		Election Day Voting		Total	
Dave Barham		31	57.41%	75	63.03%	106	61.27%
Cast Votes:		31	57.41%	75	63.03%	106	61.27%
Undervotes:		21	38.89%	44	36.97%	65	37.57%
Overvotes:		0	0.00%	0	0.00%	0	0.00%
Invalid votes:		2	3.70%	0	0.00%	2	1.16%

**Governor - Democratic Party - Vote for not more than 1**

Choice	Party	Absentee Voting		Election Day Voting		Total	
Gretchen Whitmer		44	58.67%	51	40.16%	95	47.03%
Abdul El-Sayed		4	5.33%	43	33.86%	47	23.27%
Shri Thanedar		21	28.00%	31	24.41%	52	25.74%
William Cobbs (W)		0	0.00%	0	0.00%	0	0.00%
Cast Votes:		69	92.00%	125	98.43%	194	96.04%
Undervotes:		1	1.33%	2	1.57%	3	1.49%
Overvotes:		0	0.00%	0	0.00%	0	0.00%
Invalid votes:		5	6.67%	0	0.00%	5	2.48%



**Precinct Results**

Election Night Reporting

Run Time 5:19 PM

Run Date 08/10/2018

**Muskegon County, Michigan**

Primary Election, Tuesday, August 7, 2018

8/7/2018

Page 212 of 502

**Official results**

Registered Voters

33693 of 125609 = 26.82 %

Precincts Reporting

67 of 67 = 100.00 %

**Muskegon Charter Township Precinct 5****United States Senator - Democratic Party - Vote for not more than 1**

Choice	Party	Absentee Voting		Election Day Voting		Total	
Debbie Stabenow		68	93.15%	111	87.40%	179	89.50%
	Cast Votes:	68	93.15%	111	87.40%	179	89.50%
	Undervotes:	2	2.74%	16	12.60%	18	9.00%
	Overvotes:	0	0.00%	0	0.00%	0	0.00%
	Invalid votes:	3	4.11%	0	0.00%	3	1.50%

**Representative in Congress - Democratic Party - Vote for not more than 1**

Choice	Party	Absentee Voting		Election Day Voting		Total	
Rob Davidson		64	88.89%	109	85.83%	173	86.93%
	Cast Votes:	64	88.89%	109	85.83%	173	86.93%
	Undervotes:	6	8.33%	18	14.17%	24	12.06%
	Overvotes:	0	0.00%	0	0.00%	0	0.00%
	Invalid votes:	2	2.78%	0	0.00%	2	1.01%

**State Senator - Democratic Party - Vote for not more than 1**

Choice	Party	Absentee Voting		Election Day Voting		Total	
Collene Lamonte		30	40.54%	54	42.52%	84	41.79%
Poppy Sias-Hernandez		37	50.00%	67	52.76%	104	51.74%
	Cast Votes:	67	90.54%	121	95.28%	188	93.53%
	Undervotes:	3	4.05%	6	4.72%	9	4.48%
	Overvotes:	0	0.00%	0	0.00%	0	0.00%
	Invalid votes:	4	5.41%	0	0.00%	4	1.99%



**Precinct Results**

Election Night Reporting

Run Time 5:19 PM

Run Date 08/10/2018

**Muskegon County, Michigan**

Primary Election, Tuesday, August 7, 2018

8/7/2018

Page 213 of 502

**Official results**

Registered Voters

33693 of 125609 = 26.82 %

Precincts Reporting

67 of 67 = 100.00 %

**Muskegon Charter Township Precinct 5****Representative in State Legislature 92nd District - Democratic Party - Vote for not more than 1**

Choice	Party	Absentee Voting		Election Day Voting		Total	
Terry J. Sabo		67	91.78%	116	91.34%	183	91.50%
	Cast Votes:	67	91.78%	116	91.34%	183	91.50%
	Undervotes:	3	4.11%	11	8.66%	14	7.00%
	Overvotes:	0	0.00%	0	0.00%	0	0.00%
	Invalid votes:	3	4.11%	0	0.00%	3	1.50%

**County Commissioner District 3 - Democratic Party - Vote for not more than 1**

Choice	Party	Absentee Voting		Election Day Voting		Total	
Susie Hughes		67	84.81%	110	86.61%	177	85.92%
	Cast Votes:	67	84.81%	110	86.61%	177	85.92%
	Undervotes:	3	3.80%	17	13.39%	20	9.71%
	Overvotes:	0	0.00%	0	0.00%	0	0.00%
	Invalid votes:	9	11.39%	0	0.00%	9	4.37%

**Supervisor Partial Term Ending 11/20/2020 - Democratic Party - Vote for not more than 1**

Choice	Party	Absentee Voting		Election Day Voting		Total	
Jennifer Hernandez		32	41.03%	94	74.02%	126	61.46%
Ann D. Oakes		35	44.87%	25	19.69%	60	29.27%
	Cast Votes:	67	85.90%	119	93.70%	186	90.73%
	Undervotes:	3	3.85%	8	6.30%	11	5.37%
	Overvotes:	0	0.00%	0	0.00%	0	0.00%
	Invalid votes:	8	10.26%	0	0.00%	8	3.90%

**Precinct Results**

Election Night Reporting

Run Time 5:19 PM

Run Date 08/10/2018

**Muskegon County, Michigan**

Primary Election, Tuesday, August 7, 2018

8/7/2018

Page 214 of 502

**Official results**

Registered Voters

33693 of 125609 = 26.82 %

Precincts Reporting

67 of 67 = 100.00 %

**Muskegon Charter Township Precinct 5****Trustee Partial Term Ending 11/20/2020 - Democratic Party - Vote for not more than 1**

Choice	Party	Absentee Voting		Election Day Voting		Total	
Robert Grabinski		24	32.00%	41	32.28%	65	32.18%
Tim Koens		15	20.00%	26	20.47%	41	20.30%
Peggy M. Watkins		25	33.33%	46	36.22%	71	35.15%
Cast Votes:		64	85.33%	113	88.98%	177	87.62%
Undervotes:		5	6.67%	14	11.02%	19	9.41%
Overvotes:		1	1.33%	0	0.00%	1	0.50%
Invalid votes:		5	6.67%	0	0.00%	5	2.48%

**Governor - Libertarian Party - Vote for not more than 1**

Choice	Party	Absentee Voting		Election Day Voting		Total	
Bill Gelineau		0	0.00%	1	100.00%	1	100.00%
John J. Tatar		0	0.00%	0	0.00%	0	0.00%
Cast Votes:		0	0.00%	1	100.00%	1	100.00%
Undervotes:		0	0.00%	0	0.00%	0	0.00%
Overvotes:		0	0.00%	0	0.00%	0	0.00%
Invalid votes:		0	0.00%	0	0.00%	0	0.00%

**United States Senator - Libertarian Party - Vote for not more than 1**

Choice	Party	Absentee Voting		Election Day Voting		Total	
Tim Yow (W)		0	0.00%	0	0.00%	0	0.00%
Cast Votes:		0	0.00%	0	0.00%	0	0.00%
Undervotes:		0	0.00%	1	100.00%	1	100.00%
Overvotes:		0	0.00%	0	0.00%	0	0.00%
Invalid votes:		0	0.00%	0	0.00%	0	0.00%

**Precinct Results**

Election Night Reporting

Run Time 5:19 PM

Run Date 08/10/2018

**Muskegon County, Michigan**

Primary Election, Tuesday, August 7, 2018

8/7/2018

Page 215 of 502

**Official results**

Registered Voters

33693 of 125609 = 26.82 %

Precincts Reporting

67 of 67 = 100.00 %

**Muskegon Charter Township Precinct 5****Representative in Congress - Libertarian Party - Vote for not more than 1**

Choice	Party	Absentee Voting		Election Day Voting		Total	
	Cast Votes:	0	0.00%	0	0.00%	0	0.00%
	Undervotes:	0	0.00%	1	100.00%	1	100.00%
	Overvotes:	0	0.00%	0	0.00%	0	0.00%
	Invalid votes:	0	0.00%	0	0.00%	0	0.00%

**State Senator - Libertarian Party - Vote for not more than 1**

Choice	Party	Absentee Voting		Election Day Voting		Total	
Max Riekse		0	0.00%	1	100.00%	1	100.00%
	Cast Votes:	0	0.00%	1	100.00%	1	100.00%
	Undervotes:	0	0.00%	0	0.00%	0	0.00%
	Overvotes:	0	0.00%	0	0.00%	0	0.00%
	Invalid votes:	0	0.00%	0	0.00%	0	0.00%

**Representative in State Legislature 92nd District - Libertarian Party - Vote for not more than 1**

Choice	Party	Absentee Voting		Election Day Voting		Total	
	Cast Votes:	0	0.00%	0	0.00%	0	0.00%
	Undervotes:	0	0.00%	1	100.00%	1	100.00%
	Overvotes:	0	0.00%	0	0.00%	0	0.00%
	Invalid votes:	0	0.00%	0	0.00%	0	0.00%

**County Commissioner District 3 - Libertarian Party - Vote for not more than 1**

Choice	Party	Absentee Voting		Election Day Voting		Total	
	Cast Votes:	0	0.00%	0	0.00%	0	0.00%
	Undervotes:	0	0.00%	1	100.00%	1	100.00%
	Overvotes:	0	0.00%	0	0.00%	0	0.00%
	Invalid votes:	0	0.00%	0	0.00%	0	0.00%

**Precinct Results**

Election Night Reporting

Run Time 5:19 PM

Run Date 08/10/2018

**Muskegon County, Michigan**

Primary Election, Tuesday, August 7, 2018

8/7/2018

Page 218 of 502

**Official results**

Registered Voters

33693 of 125609 = 26.82 %

Precincts Reporting

67 of 67 = 100.00 %

**Muskegon Charter Township Precinct 6****Governor - Republican Party - Vote for not more than 1**

Choice	Party	Absentee Voting		Election Day Voting		Total	
Patrick Colbeck		3	7.32%	12	10.43%	15	9.62%
Brian Calley		9	21.95%	18	15.65%	27	17.31%
Jim Hines		3	7.32%	14	12.17%	17	10.90%
Bill Schuette		25	60.98%	68	59.13%	93	59.62%
Evan Space (W)		0	0.00%	0	0.00%	0	0.00%
Cast Votes:		40	97.56%	112	97.39%	152	97.44%
Undervotes:		0	0.00%	2	1.74%	2	1.28%
Overvotes:		0	0.00%	0	0.00%	0	0.00%
Invalid votes:		1	2.44%	1	0.87%	2	1.28%

**United States Senator - Republican Party - Vote for not more than 1**

Choice	Party	Absentee Voting		Election Day Voting		Total	
John James		11	26.83%	44	38.26%	55	35.26%
Sandy Pensler		28	68.29%	66	57.39%	94	60.26%
William F. White (W)		0	0.00%	0	0.00%	0	0.00%
Cast Votes:		39	95.12%	110	95.65%	149	95.51%
Undervotes:		1	2.44%	4	3.48%	5	3.21%
Overvotes:		0	0.00%	0	0.00%	0	0.00%
Invalid votes:		1	2.44%	1	0.87%	2	1.28%

**Representative in Congress - Republican Party - Vote for not more than 1**

Choice	Party	Absentee Voting		Election Day Voting		Total	
Bill Huizenga		36	87.80%	95	82.61%	131	83.97%
Cast Votes:		36	87.80%	95	82.61%	131	83.97%
Undervotes:		4	9.76%	19	16.52%	23	14.74%
Overvotes:		0	0.00%	0	0.00%	0	0.00%
Invalid votes:		1	2.44%	1	0.87%	2	1.28%

**Precinct Results**

Election Night Reporting

Run Time 5:19 PM

Run Date 08/10/2018

**Muskegon County, Michigan**

Primary Election, Tuesday, August 7, 2018

8/7/2018

Page 219 of 502

**Official results**

Registered Voters

33693 of 125609 = 26.82 %

Precincts Reporting

67 of 67 = 100.00 %

**Muskegon Charter Township Precinct 6****State Senator - Republican Party - Vote for not more than 1**

Choice	Party	Absentee Voting		Election Day Voting		Total	
Jon Bumstead		10	23.81%	48	41.74%	58	36.94%
Holly Hughes		29	69.05%	63	54.78%	92	58.60%
Cast Votes:		39	92.86%	111	96.52%	150	95.54%
Undervotes:		1	2.38%	3	2.61%	4	2.55%
Overvotes:		0	0.00%	0	0.00%	0	0.00%
Invalid votes:		2	4.76%	1	0.87%	3	1.91%

**Representative in State Legislature 92nd District - Republican Party - Vote for not more than 1**

Choice	Party	Absentee Voting		Election Day Voting		Total	
Gail Eichorst		32	80.00%	81	70.43%	113	72.90%
Cast Votes:		32	80.00%	81	70.43%	113	72.90%
Undervotes:		8	20.00%	33	28.70%	41	26.45%
Overvotes:		0	0.00%	0	0.00%	0	0.00%
Invalid votes:		0	0.00%	1	0.87%	1	0.65%

**County Commissioner District 3 - Republican Party - Vote for not more than 1**

Choice	Party	Absentee Voting		Election Day Voting		Total	
Cast Votes:		0	0.00%	0	0.00%	0	0.00%
Undervotes:		40	100.00%	114	100.00%	154	100.00%
Overvotes:		0	0.00%	0	0.00%	0	0.00%
Invalid votes:		0	0.00%	0	0.00%	0	0.00%

**Precinct Results**

Election Night Reporting

Run Time 5:19 PM

Run Date 08/10/2018

**Muskegon County, Michigan**

Primary Election, Tuesday, August 7, 2018

8/7/2018

Page 220 of 502

**Official results**

Registered Voters

33693 of 125609 = 26.82 %

Precincts Reporting

67 of 67 = 100.00 %

**Muskegon Charter Township Precinct 6****Supervisor Partial Term Ending 11/20/2020 - Republican Party - Vote for not more than 1**

Choice	Party	Absentee Voting		Election Day Voting		Total	
	Cast Votes:	0	0.00%	0	0.00%	0	0.00%
	Undervotes:	40	100.00%	114	100.00%	154	100.00%
	Overvotes:	0	0.00%	0	0.00%	0	0.00%
	Invalid votes:	0	0.00%	0	0.00%	0	0.00%

**Trustee Partial Term Ending 11/20/2020 - Republican Party - Vote for not more than 1**

Choice	Party	Absentee Voting		Election Day Voting		Total	
Dave Barham		27	67.50%	75	65.22%	102	65.81%
	Cast Votes:	27	67.50%	75	65.22%	102	65.81%
	Undervotes:	13	32.50%	39	33.91%	52	33.55%
	Overvotes:	0	0.00%	0	0.00%	0	0.00%
	Invalid votes:	0	0.00%	1	0.87%	1	0.65%

**Governor - Democratic Party - Vote for not more than 1**

Choice	Party	Absentee Voting		Election Day Voting		Total	
Gretchen Whitmer		19	35.85%	95	50.80%	114	47.50%
Abdul El-Sayed		5	9.43%	47	25.13%	52	21.67%
Shri Thanedar		27	50.94%	41	21.93%	68	28.33%
William Cobbs (W)		0	0.00%	0	0.00%	0	0.00%
	Cast Votes:	51	96.23%	183	97.86%	234	97.50%
	Undervotes:	1	1.89%	3	1.60%	4	1.67%
	Overvotes:	0	0.00%	0	0.00%	0	0.00%
	Invalid votes:	1	1.89%	1	0.53%	2	0.83%

**Precinct Results**

Election Night Reporting

Run Time 5:19 PM

Run Date 08/10/2018

**Muskegon County, Michigan**

Primary Election, Tuesday, August 7, 2018

8/7/2018

Page 221 of 502

**Official results**

Registered Voters

33693 of 125609 = 26.82 %

Precincts Reporting

67 of 67 = 100.00 %

**Muskegon Charter Township Precinct 6****United States Senator - Democratic Party - Vote for not more than 1**

Choice	Party	Absentee Voting		Election Day Voting		Total	
Debbie Stabenow		48	90.57%	159	85.03%	207	86.25%
	Cast Votes:	48	90.57%	159	85.03%	207	86.25%
	Undervotes:	4	7.55%	27	14.44%	31	12.92%
	Overvotes:	0	0.00%	0	0.00%	0	0.00%
	Invalid votes:	1	1.89%	1	0.53%	2	0.83%

**Representative in Congress - Democratic Party - Vote for not more than 1**

Choice	Party	Absentee Voting		Election Day Voting		Total	
Rob Davidson		46	88.46%	148	79.14%	194	81.17%
	Cast Votes:	46	88.46%	148	79.14%	194	81.17%
	Undervotes:	6	11.54%	38	20.32%	44	18.41%
	Overvotes:	0	0.00%	0	0.00%	0	0.00%
	Invalid votes:	0	0.00%	1	0.53%	1	0.42%

**State Senator - Democratic Party - Vote for not more than 1**

Choice	Party	Absentee Voting		Election Day Voting		Total	
Collene Lamonte		24	46.15%	72	38.50%	96	40.17%
Poppy Sias-Hernandez		23	44.23%	107	57.22%	130	54.39%
	Cast Votes:	47	90.38%	179	95.72%	226	94.56%
	Undervotes:	5	9.62%	7	3.74%	12	5.02%
	Overvotes:	0	0.00%	0	0.00%	0	0.00%
	Invalid votes:	0	0.00%	1	0.53%	1	0.42%



**Precinct Results**

Election Night Reporting

Run Time 5:19 PM

Run Date 08/10/2018

**Muskegon County, Michigan**

Primary Election, Tuesday, August 7, 2018

8/7/2018

Page 222 of 502

**Official results**

Registered Voters

33693 of 125609 = 26.82 %

Precincts Reporting

67 of 67 = 100.00 %

**Muskegon Charter Township Precinct 6****Representative in State Legislature 92nd District - Democratic Party - Vote for not more than 1**

Choice	Party	Absentee Voting		Election Day Voting		Total	
Terry J. Sabo		47	88.68%	158	84.49%	205	85.42%
	Cast Votes:	47	88.68%	158	84.49%	205	85.42%
	Undervotes:	5	9.43%	28	14.97%	33	13.75%
	Overvotes:	0	0.00%	0	0.00%	0	0.00%
	Invalid votes:	1	1.89%	1	0.53%	2	0.83%

**County Commissioner District 3 - Democratic Party - Vote for not more than 1**

Choice	Party	Absentee Voting		Election Day Voting		Total	
Susie Hughes		44	83.02%	156	83.42%	200	83.33%
	Cast Votes:	44	83.02%	156	83.42%	200	83.33%
	Undervotes:	8	15.09%	30	16.04%	38	15.83%
	Overvotes:	0	0.00%	0	0.00%	0	0.00%
	Invalid votes:	1	1.89%	1	0.53%	2	0.83%

**Supervisor Partial Term Ending 11/20/2020 - Democratic Party - Vote for not more than 1**

Choice	Party	Absentee Voting		Election Day Voting		Total	
Jennifer Hernandez		24	45.28%	107	57.22%	131	54.58%
Ann D. Oakes		25	47.17%	70	37.43%	95	39.58%
	Cast Votes:	49	92.45%	177	94.65%	226	94.17%
	Undervotes:	3	5.66%	9	4.81%	12	5.00%
	Overvotes:	0	0.00%	0	0.00%	0	0.00%
	Invalid votes:	1	1.89%	1	0.53%	2	0.83%



**Precinct Results**

Election Night Reporting

Run Time 5:19 PM

Run Date 08/10/2018

**Muskegon County, Michigan**

Primary Election, Tuesday, August 7, 2018

8/7/2018

Page 223 of 502

**Official results**

Registered Voters

33693 of 125609 = 26.82 %

Precincts Reporting

67 of 67 = 100.00 %

**Muskegon Charter Township Precinct 6****Trustee Partial Term Ending 11/20/2020 - Democratic Party - Vote for not more than 1**

Choice	Party	Absentee Voting		Election Day Voting		Total	
Robert Grabinski		20	38.46%	74	39.57%	94	39.33%
Tim Koens		4	7.69%	25	13.37%	29	12.13%
Peggy M. Watkins		22	42.31%	69	36.90%	91	38.08%
Cast Votes:		46	88.46%	168	89.84%	214	89.54%
Undervotes:		6	11.54%	18	9.63%	24	10.04%
Overvotes:		0	0.00%	0	0.00%	0	0.00%
Invalid votes:		0	0.00%	1	0.53%	1	0.42%

**Governor - Libertarian Party - Vote for not more than 1**

Choice	Party	Absentee Voting		Election Day Voting		Total	
Bill Gelineau		0	0.00%	0	0.00%	0	0.00%
John J. Tatar		0	0.00%	0	0.00%	0	0.00%
Cast Votes:		0	0.00%	0	0.00%	0	0.00%
Undervotes:		0	0.00%	0	0.00%	0	0.00%
Overvotes:		0	0.00%	0	0.00%	0	0.00%
Invalid votes:		0	0.00%	1	100.00%	1	100.00%

**United States Senator - Libertarian Party - Vote for not more than 1**

Choice	Party	Absentee Voting		Election Day Voting		Total	
Tim Yow (W)		0	0.00%	0	0.00%	0	0.00%
Cast Votes:		0	0.00%	0	0.00%	0	0.00%
Undervotes:		0	0.00%	0	0.00%	0	0.00%
Overvotes:		0	0.00%	0	0.00%	0	0.00%
Invalid votes:		0	0.00%	0	0.00%	0	0.00%

**Precinct Results**

Election Night Reporting

Run Time 5:19 PM

Run Date 08/10/2018

**Muskegon County, Michigan**

Primary Election, Tuesday, August 7, 2018

8/7/2018

Page 224 of 502

**Official results**

Registered Voters

33693 of 125609 - 26.82 %

Precincts Reporting

67 of 67 = 100.00 %

**Muskegon Charter Township Precinct 6****Representative in Congress - Libertarian Party - Vote for not more than 1**

Choice	Party	Absentee Voting		Election Day Voting		Total	
	Cast Votes:	0	0.00%	0	0.00%	0	0.00%
	Undervotes:	0	0.00%	0	0.00%	0	0.00%
	Overvotes:	0	0.00%	0	0.00%	0	0.00%
	Invalid votes:	0	0.00%	0	0.00%	0	0.00%

**State Senator - Libertarian Party - Vote for not more than 1**

Choice	Party	Absentee Voting		Election Day Voting		Total	
Max Riekse		0	0.00%	0	0.00%	0	0.00%
	Cast Votes:	0	0.00%	0	0.00%	0	0.00%
	Undervotes:	0	0.00%	0	0.00%	0	0.00%
	Overvotes:	0	0.00%	0	0.00%	0	0.00%
	Invalid votes:	0	0.00%	1	100.00%	1	100.00%

**Representative in State Legislature 92nd District - Libertarian Party - Vote for not more than 1**

Choice	Party	Absentee Voting		Election Day Voting		Total	
	Cast Votes:	0	0.00%	0	0.00%	0	0.00%
	Undervotes:	0	0.00%	0	0.00%	0	0.00%
	Overvotes:	0	0.00%	0	0.00%	0	0.00%
	Invalid votes:	0	0.00%	0	0.00%	0	0.00%

**County Commissioner District 3 - Libertarian Party - Vote for not more than 1**

Choice	Party	Absentee Voting		Election Day Voting		Total	
	Cast Votes:	0	0.00%	0	0.00%	0	0.00%
	Undervotes:	0	0.00%	0	0.00%	0	0.00%
	Overvotes:	0	0.00%	0	0.00%	0	0.00%
	Invalid votes:	0	0.00%	0	0.00%	0	0.00%

**Precinct Results**

Election Night Reporting

Run Time 5:19 PM

Run Date 08/10/2018

**Muskegon County, Michigan**

Primary Election, Tuesday, August 7, 2018

8/7/2018

Page 227 of 502

**Official results**

Registered Voters

33693 of 125609 = 26.82 %

Precincts Reporting

67 of 67 = 100.00 %

**Muskegon Charter Township Precinct 7****Governor - Republican Party - Vote for not more than 1**

Choice	Party	Absentee Voting		Election Day Voting		Total	
Patrick Colbeck		1	5.56%	10	10.42%	11	9.65%
Brian Calley		9	50.00%	12	12.50%	21	18.42%
Jim Hines		2	11.11%	10	10.42%	12	10.53%
Bill Schuette		6	33.33%	63	65.63%	69	60.53%
Evan Space (W)		0	0.00%	0	0.00%	0	0.00%
Cast Votes:		18	100.00%	95	98.96%	113	99.12%
Undervotes:		0	0.00%	1	1.04%	1	0.88%
Overvotes:		0	0.00%	0	0.00%	0	0.00%
Invalid votes:		0	0.00%	0	0.00%	0	0.00%

**United States Senator - Republican Party - Vote for not more than 1**

Choice	Party	Absentee Voting		Election Day Voting		Total	
John James		6	33.33%	41	42.71%	47	41.23%
Sandy Pensler		11	61.11%	53	55.21%	64	56.14%
William F. White (W)		0	0.00%	0	0.00%	0	0.00%
Cast Votes:		17	94.44%	94	97.92%	111	97.37%
Undervotes:		1	5.56%	2	2.08%	3	2.63%
Overvotes:		0	0.00%	0	0.00%	0	0.00%
Invalid votes:		0	0.00%	0	0.00%	0	0.00%

**Representative in Congress - Republican Party - Vote for not more than 1**

Choice	Party	Absentee Voting		Election Day Voting		Total	
Bill Huizenga		16	84.21%	89	92.71%	105	91.30%
Cast Votes:		16	84.21%	89	92.71%	105	91.30%
Undervotes:		2	10.53%	7	7.29%	9	7.83%
Overvotes:		0	0.00%	0	0.00%	0	0.00%
Invalid votes:		1	5.26%	0	0.00%	1	0.87%

**Precinct Results**

Election Night Reporting

Run Time 5:19 PM

Run Date 08/10/2018

**Muskegon County, Michigan**

Primary Election, Tuesday, August 7, 2018

8/7/2018

Page 228 of 502

**Official results**

Registered Voters

33693 of 125609 = 26.82 %

Precincts Reporting

67 of 67 = 100.00 %

**Muskegon Charter Township Precinct 7****State Senator - Republican Party - Vote for not more than 1**

Choice	Party	Absentee Voting		Election Day Voting		Total	
Jon Bumstead		11	57.89%	54	56.25%	65	56.52%
Holly Hughes		6	31.58%	41	42.71%	47	40.87%
Cast Votes:		17	89.47%	95	98.96%	112	97.39%
Undervotes:		1	5.26%	1	1.04%	2	1.74%
Overvotes:		0	0.00%	0	0.00%	0	0.00%
Invalid votes:		1	5.26%	0	0.00%	1	0.87%

**Representative in State Legislature 92nd District - Republican Party - Vote for not more than 1**

Choice	Party	Absentee Voting		Election Day Voting		Total	
Gail Eichorst		10	52.63%	76	79.17%	86	74.78%
Cast Votes:		10	52.63%	76	79.17%	86	74.78%
Undervotes:		8	42.11%	20	20.83%	28	24.35%
Overvotes:		0	0.00%	0	0.00%	0	0.00%
Invalid votes:		1	5.26%	0	0.00%	1	0.87%

**County Commissioner District 3 - Republican Party - Vote for not more than 1**

Choice	Party	Absentee Voting		Election Day Voting		Total	
Cast Votes:		0	0.00%	0	0.00%	0	0.00%
Undervotes:		18	100.00%	96	100.00%	114	100.00%
Overvotes:		0	0.00%	0	0.00%	0	0.00%
Invalid votes:		0	0.00%	0	0.00%	0	0.00%

**Precinct Results**

Election Night Reporting

Run Time 5:19 PM

Run Date 08/10/2018

**Muskegon County, Michigan**

Primary Election, Tuesday, August 7, 2018

8/7/2018

Page 229 of 502

**Official results**

Registered Voters

33693 of 125609 = 26.82 %

Precincts Reporting

67 of 67 = 100.00 %

**Muskegon Charter Township Precinct 7****Supervisor Partial Term Ending 11/20/2020 - Republican Party - Vote for not more than 1**

Choice	Party	Absentee Voting		Election Day Voting		Total	
	Cast Votes:	0	0.00%	0	0.00%	0	0.00%
	Undervotes:	18	94.74%	96	100.00%	114	99.13%
	Overvotes:	0	0.00%	0	0.00%	0	0.00%
	Invalid votes:	1	5.26%	0	0.00%	1	0.87%

**Trustee Partial Term Ending 11/20/2020 - Republican Party - Vote for not more than 1**

Choice	Party	Absentee Voting		Election Day Voting		Total	
Dave Barham		10	52.63%	65	67.71%	75	65.22%
	Cast Votes:	10	52.63%	65	67.71%	75	65.22%
	Undervotes:	8	42.11%	31	32.29%	39	33.91%
	Overvotes:	0	0.00%	0	0.00%	0	0.00%
	Invalid votes:	1	5.26%	0	0.00%	1	0.87%

**Governor - Democratic Party - Vote for not more than 1**

Choice	Party	Absentee Voting		Election Day Voting		Total	
Gretchen Whitmer		10	25.00%	52	51.49%	62	43.97%
Abdul El-Sayed		2	5.00%	24	23.76%	26	18.44%
Shri Thanedar		25	62.50%	23	22.77%	48	34.04%
William Cobbs (W)		0	0.00%	0	0.00%	0	0.00%
	Cast Votes:	37	92.50%	99	98.02%	136	96.45%
	Undervotes:	1	2.50%	2	1.98%	3	2.13%
	Overvotes:	0	0.00%	0	0.00%	0	0.00%
	Invalid votes:	2	5.00%	0	0.00%	2	1.42%

**Precinct Results**

Election Night Reporting

Run Time 5:19 PM

Run Date 08/10/2018

**Muskegon County, Michigan**

Primary Election, Tuesday, August 7, 2018

8/7/2018

Page 230 of 502

**Official results**

Registered Voters

33693 of 125609 = 26.82 %

Precincts Reporting

67 of 67 = 100.00 %

**Muskegon Charter Township Precinct 7****United States Senator - Democratic Party - Vote for not more than 1**

Choice	Party	Absentee Voting		Election Day Voting		Total	
Debbie Stabenow		34	85.00%	83	82.18%	117	82.98%
	Cast Votes:	34	85.00%	83	82.18%	117	82.98%
	Undervotes:	4	10.00%	18	17.82%	22	15.60%
	Overvotes:	0	0.00%	0	0.00%	0	0.00%
	Invalid votes:	2	5.00%	0	0.00%	2	1.42%

**Representative in Congress - Democratic Party - Vote for not more than 1**

Choice	Party	Absentee Voting		Election Day Voting		Total	
Rob Davidson		32	82.05%	78	77.23%	110	78.57%
	Cast Votes:	32	82.05%	78	77.23%	110	78.57%
	Undervotes:	6	15.38%	23	22.77%	29	20.71%
	Overvotes:	0	0.00%	0	0.00%	0	0.00%
	Invalid votes:	1	2.56%	0	0.00%	1	0.71%

**State Senator - Democratic Party - Vote for not more than 1**

Choice	Party	Absentee Voting		Election Day Voting		Total	
Collene Lamonte		17	43.59%	37	36.63%	54	38.57%
Poppy Sias-Hernandez		20	51.28%	54	53.47%	74	52.86%
	Cast Votes:	37	94.87%	91	90.10%	128	91.43%
	Undervotes:	1	2.56%	10	9.90%	11	7.86%
	Overvotes:	0	0.00%	0	0.00%	0	0.00%
	Invalid votes:	1	2.56%	0	0.00%	1	0.71%



**Precinct Results**

Election Night Reporting

Run Time 5:19 PM

Run Date 08/10/2018

**Muskegon County, Michigan**

Primary Election, Tuesday, August 7, 2018

8/7/2018

Page 231 of 502

**Official results**

Registered Voters

33693 of 125609 = 26.82 %

Precincts Reporting

67 of 67 = 100.00 %

**Muskegon Charter Township Precinct 7****Representative in State Legislature 92nd District - Democratic Party - Vote for not more than 1**

Choice	Party	Absentee Voting		Election Day Voting		Total	
Terry J. Sabo		34	87.18%	79	78.22%	113	80.71%
	Cast Votes:	34	87.18%	79	78.22%	113	80.71%
	Undervotes:	4	10.26%	22	21.78%	26	18.57%
	Overvotes:	0	0.00%	0	0.00%	0	0.00%
	Invalid votes:	1	2.56%	0	0.00%	1	0.71%

**County Commissioner District 3 - Democratic Party - Vote for not more than 1**

Choice	Party	Absentee Voting		Election Day Voting		Total	
Susie Hughes		32	80.00%	75	74.26%	107	75.89%
	Cast Votes:	32	80.00%	75	74.26%	107	75.89%
	Undervotes:	6	15.00%	26	25.74%	32	22.70%
	Overvotes:	0	0.00%	0	0.00%	0	0.00%
	Invalid votes:	2	5.00%	0	0.00%	2	1.42%

**Supervisor Partial Term Ending 11/20/2020 - Democratic Party - Vote for not more than 1**

Choice	Party	Absentee Voting		Election Day Voting		Total	
Jennifer Hernandez		22	55.00%	65	64.36%	87	61.70%
Ann D. Oakes		16	40.00%	23	22.77%	39	27.66%
	Cast Votes:	38	95.00%	88	87.13%	126	89.36%
	Undervotes:	0	0.00%	13	12.87%	13	9.22%
	Overvotes:	0	0.00%	0	0.00%	0	0.00%
	Invalid votes:	2	5.00%	0	0.00%	2	1.42%

**Precinct Results**

Election Night Reporting

Run Time 5:19 PM

Run Date 08/10/2018

**Muskegon County, Michigan**

Primary Election, Tuesday, August 7, 2018

8/7/2018

Page 232 of 502

**Official results**

Registered Voters

33693 of 125609 = 26.82 %

Precincts Reporting

67 of 67 = 100.00 %

**Muskegon Charter Township Precinct 7****Trustee Partial Term Ending 11/20/2020 - Democratic Party - Vote for not more than 1**

Choice	Party	Absentee Voting		Election Day Voting		Total	
Robert Grabinski		16	40.00%	35	34.65%	51	36.17%
Tim Koens		12	30.00%	18	17.82%	30	21.28%
Peggy M. Watkins		9	22.50%	30	29.70%	39	27.66%
Cast Votes:		37	92.50%	83	82.18%	120	85.11%
Undervotes:		1	2.50%	18	17.82%	19	13.48%
Overvotes:		0	0.00%	0	0.00%	0	0.00%
Invalid votes:		2	5.00%	0	0.00%	2	1.42%

**Governor - Libertarian Party - Vote for not more than 1**

Choice	Party	Absentee Voting		Election Day Voting		Total	
Bill Gelineau		0	0.00%	0	0.00%	0	0.00%
John J. Tatar		0	0.00%	0	0.00%	0	0.00%
Cast Votes:		0	0.00%	0	0.00%	0	0.00%
Undervotes:		0	0.00%	0	0.00%	0	0.00%
Overvotes:		0	0.00%	0	0.00%	0	0.00%
Invalid votes:		0	0.00%	0	0.00%	0	0.00%

**United States Senator - Libertarian Party - Vote for not more than 1**

Choice	Party	Absentee Voting		Election Day Voting		Total	
Tim Yow (W)		0	0.00%	0	0.00%	0	0.00%
Cast Votes:		0	0.00%	0	0.00%	0	0.00%
Undervotes:		0	0.00%	0	0.00%	0	0.00%
Overvotes:		0	0.00%	0	0.00%	0	0.00%
Invalid votes:		0	0.00%	0	0.00%	0	0.00%



**Precinct Results**

Election Night Reporting

Run Time 5:19 PM

Run Date 08/10/2018

**Muskegon County, Michigan**

Primary Election, Tuesday, August 7, 2018

8/7/2018

Page 233 of 502

**Official results**

Registered Voters

33693 of 125609 = 26.82 %

Precincts Reporting

67 of 67 = 100.00 %

**Muskegon Charter Township Precinct 7****Representative in Congress - Libertarian Party - Vote for not more than 1**

Choice	Party	Absentee Voting		Election Day Voting		Total	
	Cast Votes:	0	0.00%	0	0.00%	0	0.00%
	Undervotes:	0	0.00%	0	0.00%	0	0.00%
	Overvotes:	0	0.00%	0	0.00%	0	0.00%
	Invalid votes:	0	0.00%	0	0.00%	0	0.00%

**State Senator - Libertarian Party - Vote for not more than 1**

Choice	Party	Absentee Voting		Election Day Voting		Total	
Max Riekse		0	0.00%	0	0.00%	0	0.00%
	Cast Votes:	0	0.00%	0	0.00%	0	0.00%
	Undervotes:	0	0.00%	0	0.00%	0	0.00%
	Overvotes:	0	0.00%	0	0.00%	0	0.00%
	Invalid votes:	0	0.00%	0	0.00%	0	0.00%

**Representative in State Legislature 92nd District - Libertarian Party - Vote for not more than 1**

Choice	Party	Absentee Voting		Election Day Voting		Total	
	Cast Votes:	0	0.00%	0	0.00%	0	0.00%
	Undervotes:	0	0.00%	0	0.00%	0	0.00%
	Overvotes:	0	0.00%	0	0.00%	0	0.00%
	Invalid votes:	0	0.00%	0	0.00%	0	0.00%

**County Commissioner District 3 - Libertarian Party - Vote for not more than 1**

Choice	Party	Absentee Voting		Election Day Voting		Total	
	Cast Votes:	0	0.00%	0	0.00%	0	0.00%
	Undervotes:	0	0.00%	0	0.00%	0	0.00%
	Overvotes:	0	0.00%	0	0.00%	0	0.00%
	Invalid votes:	0	0.00%	0	0.00%	0	0.00%

**Precinct Results**

Election Night Reporting

Run Time 5:19 PM

Run Date 08/10/2018

**Muskegon County, Michigan**

Primary Election, Tuesday, August 7, 2018

8/7/2018

Page 236 of 502

**Official results**

Registered Voters

33693 of 125609 = 26.82 %

Precincts Reporting

67 of 67 = 100.00 %

**Ravenna Township Precinct 1****Governor - Republican Party - Vote for not more than 1**

Choice	Party	Absentee Voting		Election Day Voting		Total	
Patrick Colbeck		22	12.36%	60	21.13%	82	17.75%
Brian Calley		41	23.03%	53	18.66%	94	20.35%
Jim Hines		20	11.24%	24	8.45%	44	9.52%
Bill Schuette		86	48.31%	142	50.00%	228	49.35%
Evan Space (W)		0	0.00%	0	0.00%	0	0.00%
Cast Votes:		169	94.94%	279	98.24%	448	96.97%
Undervotes:		6	3.37%	5	1.76%	11	2.38%
Overvotes:		1	0.56%	0	0.00%	1	0.22%
Invalid votes:		2	1.12%	0	0.00%	2	0.43%

**United States Senator - Republican Party - Vote for not more than 1**

Choice	Party	Absentee Voting		Election Day Voting		Total	
John James		64	35.96%	138	48.59%	202	43.72%
Sandy Pensler		97	54.49%	131	46.13%	228	49.35%
William F. White (W)		0	0.00%	0	0.00%	0	0.00%
Cast Votes:		161	90.45%	269	94.72%	430	93.07%
Undervotes:		15	8.43%	15	5.28%	30	6.49%
Overvotes:		0	0.00%	0	0.00%	0	0.00%
Invalid votes:		2	1.12%	0	0.00%	2	0.43%

**Representative in Congress - Republican Party - Vote for not more than 1**

Choice	Party	Absentee Voting		Election Day Voting		Total	
Bill Huizenga		156	87.15%	247	86.97%	403	87.04%
Cast Votes:		156	87.15%	247	86.97%	403	87.04%
Undervotes:		20	11.17%	37	13.03%	57	12.31%
Overvotes:		0	0.00%	0	0.00%	0	0.00%
Invalid votes:		3	1.68%	0	0.00%	3	0.65%

**Precinct Results**

Election Night Reporting

Run Time 5:19 PM

Run Date 08/10/2018

**Muskegon County, Michigan**

Primary Election, Tuesday, August 7, 2018

8/7/2018

Page 237 of 502

**Official results**

Registered Voters

33693 of 125609 = 26.82 %

Precincts Reporting

67 of 67 = 100.00 %

**Ravenna Township Precinct 1****State Senator - Republican Party - Vote for not more than 1**

Choice	Party	Absentee Voting		Election Day Voting		Total	
Jon Bumstead		39	21.55%	110	38.73%	149	32.04%
Holly Hughes		132	72.93%	168	59.15%	300	64.52%
Cast Votes:		171	94.48%	278	97.89%	449	96.56%
Undervotes:		5	2.76%	6	2.11%	11	2.37%
Overvotes:		0	0.00%	0	0.00%	0	0.00%
Invalid votes:		5	2.76%	0	0.00%	5	1.08%

**Representative in State Legislature 91st District - Republican Party - Vote for not more than 1**

Choice	Party	Absentee Voting		Election Day Voting		Total	
Alan W. Jager		20	11.17%	65	22.89%	85	18.36%
Greg VanWoerkom		143	79.89%	190	66.90%	333	71.92%
Cast Votes:		163	91.06%	255	89.79%	418	90.28%
Undervotes:		13	7.26%	29	10.21%	42	9.07%
Overvotes:		0	0.00%	0	0.00%	0	0.00%
Invalid votes:		3	1.68%	0	0.00%	3	0.65%

**County Commissioner District 5 - Republican Party - Vote for not more than 1**

Choice	Party	Absentee Voting		Election Day Voting		Total	
David Farhat		44	24.31%	69	24.30%	113	24.30%
Zach Lahring		122	67.40%	197	69.37%	319	68.60%
Cast Votes:		166	91.71%	266	93.66%	432	92.90%
Undervotes:		10	5.52%	18	6.34%	28	6.02%
Overvotes:		0	0.00%	0	0.00%	0	0.00%
Invalid votes:		5	2.76%	0	0.00%	5	1.08%

**Precinct Results**

Election Night Reporting

Run Time 5:19 PM

Run Date 08/10/2018

**Muskegon County, Michigan**

Primary Election, Tuesday, August 7, 2018

8/7/2018

Page 238 of 502

**Official results**

Registered Voters

33693 of 125609 = 26.82 %

Precincts Reporting

67 of 67 = 100.00 %

**Ravenna Township Precinct 1****Governor - Democratic Party - Vote for not more than 1**

Choice	Party	Absentee Voting		Election Day Voting		Total	
Gretchen Whitmer		45	52.94%	45	52.94%	90	52.94%
Abdul El-Sayed		7	8.24%	24	28.24%	31	18.24%
Shri Thanedar		24	28.24%	16	18.82%	40	23.53%
William Cobbs (W)		0	0.00%	0	0.00%	0	0.00%
Cast Votes:		76	89.41%	85	100.00%	161	94.71%
Undervotes:		1	1.18%	0	0.00%	1	0.59%
Overvotes:		1	1.18%	0	0.00%	1	0.59%
Invalid votes:		7	8.24%	0	0.00%	7	4.12%

**United States Senator - Democratic Party - Vote for not more than 1**

Choice	Party	Absentee Voting		Election Day Voting		Total	
Debbie Stabenow		63	74.12%	75	88.24%	138	81.18%
Cast Votes:		63	74.12%	75	88.24%	138	81.18%
Undervotes:		15	17.65%	10	11.76%	25	14.71%
Overvotes:		0	0.00%	0	0.00%	0	0.00%
Invalid votes:		7	8.24%	0	0.00%	7	4.12%

**Representative in Congress - Democratic Party - Vote for not more than 1**

Choice	Party	Absentee Voting		Election Day Voting		Total	
Rob Davidson		60	71.43%	68	80.00%	128	75.74%
Cast Votes:		60	71.43%	68	80.00%	128	75.74%
Undervotes:		18	21.43%	17	20.00%	35	20.71%
Overvotes:		0	0.00%	0	0.00%	0	0.00%
Invalid votes:		6	7.14%	0	0.00%	6	3.55%

**Precinct Results**

Election Night Reporting

Run Time 5:19 PM

Run Date 08/10/2018

**Muskegon County, Michigan**

Primary Election, Tuesday, August 7, 2018

8/7/2018

Page 239 of 502

**Official results**

Registered Voters

33693 of 125609 = 26.82 %

Precincts Reporting

67 of 67 = 100.00 %

**Ravenna Township Precinct 1****State Senator - Democratic Party - Vote for not more than 1**

Choice	Party	Absentee Voting		Election Day Voting		Total	
Collene Lamonte		48	57.14%	52	61.18%	100	59.17%
Poppy Sias-Hernandez		22	26.19%	28	32.94%	50	29.59%
Cast Votes:		70	83.33%	80	94.12%	150	88.76%
Undervotes:		8	9.52%	5	5.88%	13	7.69%
Overvotes:		0	0.00%	0	0.00%	0	0.00%
Invalid votes:		6	7.14%	0	0.00%	6	3.55%

**Representative in State Legislature 91st District - Democratic Party - Vote for not more than 1**

Choice	Party	Absentee Voting		Election Day Voting		Total	
Tanya Cabala		32	38.10%	43	50.59%	75	44.38%
Andy O'Riley		35	41.67%	33	38.82%	68	40.24%
Cast Votes:		67	79.76%	76	89.41%	143	84.62%
Undervotes:		11	13.10%	9	10.59%	20	11.83%
Overvotes:		0	0.00%	0	0.00%	0	0.00%
Invalid votes:		6	7.14%	0	0.00%	6	3.55%

**County Commissioner District 5 - Democratic Party - Vote for not more than 1**

Choice	Party	Absentee Voting		Election Day Voting		Total	
Brandon Pops		63	75.90%	73	85.88%	136	80.95%
Cast Votes:		63	75.90%	73	85.88%	136	80.95%
Undervotes:		15	18.07%	12	14.12%	27	16.07%
Overvotes:		0	0.00%	0	0.00%	0	0.00%
Invalid votes:		5	6.02%	0	0.00%	5	2.98%

**Precinct Results**

Election Night Reporting

Run Time 5:19 PM

Run Date 08/10/2018

**Muskegon County, Michigan**

Primary Election, Tuesday, August 7, 2018

8/7/2018

Page 240 of 502

**Official results**

Registered Voters

33693 of 125609 = 26.82 %

Precincts Reporting

67 of 67 = 100.00 %

**Ravenna Township Precinct 1****Governor - Libertarian Party - Vote for not more than 1**

Choice	Party	Absentee Voting		Election Day Voting		Total	
Bill Gelineau		2	66.67%	0	0.00%	2	66.67%
John J. Tatar		0	0.00%	0	0.00%	0	0.00%
Cast Votes:		2	66.67%	0	0.00%	2	66.67%
Undervotes:		0	0.00%	0	0.00%	0	0.00%
Overvotes:		0	0.00%	0	0.00%	0	0.00%
Invalid votes:		1	33.33%	0	0.00%	1	33.33%

**United States Senator - Libertarian Party - Vote for not more than 1**

Choice	Party	Absentee Voting		Election Day Voting		Total	
Tim Yow (W)		0	0.00%	0	0.00%	0	0.00%
Cast Votes:		0	0.00%	0	0.00%	0	0.00%
Undervotes:		2	100.00%	0	0.00%	2	100.00%
Overvotes:		0	0.00%	0	0.00%	0	0.00%
Invalid votes:		0	0.00%	0	0.00%	0	0.00%

**Representative in Congress - Libertarian Party - Vote for not more than 1**

Choice	Party	Absentee Voting		Election Day Voting		Total	
Cast Votes:		0	0.00%	0	0.00%	0	0.00%
Undervotes:		2	100.00%	0	0.00%	2	100.00%
Overvotes:		0	0.00%	0	0.00%	0	0.00%
Invalid votes:		0	0.00%	0	0.00%	0	0.00%

**Precinct Results**

Election Night Reporting

Run Time 5:19 PM

Run Date 08/10/2018

**Muskegon County, Michigan**

Primary Election, Tuesday, August 7, 2018

8/7/2018

Page 241 of 502

**Official results**

Registered Voters

33693 of 125609 = 26.82 %

Precincts Reporting

67 of 67 = 100.00 %

**Ravenna Township Precinct 1****State Senator - Libertarian Party - Vote for not more than 1**

Choice	Party	Absentee Voting		Election Day Voting		Total	
Max Riekse		2	100.00%	0	0.00%	2	100.00%
	Cast Votes:	2	100.00%	0	0.00%	2	100.00%
	Undervotes:	0	0.00%	0	0.00%	0	0.00%
	Overvotes:	0	0.00%	0	0.00%	0	0.00%
	Invalid votes:	0	0.00%	0	0.00%	0	0.00%

**Representative in State Legislature 91st District - Libertarian Party - Vote for not more than 1**

Choice	Party	Absentee Voting		Election Day Voting		Total	
	Cast Votes:	0	0.00%	0	0.00%	0	0.00%
	Undervotes:	2	100.00%	0	0.00%	2	100.00%
	Overvotes:	0	0.00%	0	0.00%	0	0.00%
	Invalid votes:	0	0.00%	0	0.00%	0	0.00%

**County Commissioner District 5 - Libertarian Party - Vote for not more than 1**

Choice	Party	Absentee Voting		Election Day Voting		Total	
	Cast Votes:	0	0.00%	0	0.00%	0	0.00%
	Undervotes:	2	100.00%	0	0.00%	2	100.00%
	Overvotes:	0	0.00%	0	0.00%	0	0.00%
	Invalid votes:	0	0.00%	0	0.00%	0	0.00%

**Precinct Results**

Election Night Reporting

Run Time 5:19 PM

Run Date 08/10/2018

**Muskegon County, Michigan**

Primary Election, Tuesday, August 7, 2018

8/7/2018

Page 243 of 502

**Official results**

Registered Voters

33693 of 125609 = 26.82 %

Precincts Reporting

67 of 67 = 100.00 %

**Sullivan Township Precinct 1****Governor - Republican Party - Vote for not more than 1**

Choice	Party	Absentee Voting		Election Day Voting		Total	
Patrick Colbeck		0	0.00%	54	16.98%	54	16.98%
Brian Calley		0	0.00%	48	15.09%	48	15.09%
Jim Hines		0	0.00%	42	13.21%	42	13.21%
Bill Schuette		0	0.00%	167	52.52%	167	52.52%
Evan Space (W)		0	0.00%	0	0.00%	0	0.00%
Cast Votes:		0	0.00%	311	97.80%	311	97.80%
Undervotes:		0	0.00%	6	1.89%	6	1.89%
Overvotes:		0	0.00%	0	0.00%	0	0.00%
Invalid votes:		0	0.00%	1	0.31%	1	0.31%

**United States Senator - Republican Party - Vote for not more than 1**

Choice	Party	Absentee Voting		Election Day Voting		Total	
John James		0	0.00%	160	50.31%	160	50.31%
Sandy Pensler		0	0.00%	139	43.71%	139	43.71%
William F. White (W)		0	0.00%	0	0.00%	0	0.00%
Cast Votes:		0	0.00%	299	94.03%	299	94.03%
Undervotes:		0	0.00%	16	5.03%	16	5.03%
Overvotes:		0	0.00%	2	0.63%	2	0.63%
Invalid votes:		0	0.00%	1	0.31%	1	0.31%

**Representative in Congress - Republican Party - Vote for not more than 1**

Choice	Party	Absentee Voting		Election Day Voting		Total	
Bill Huizenga		0	0.00%	276	86.79%	276	86.79%
Cast Votes:		0	0.00%	276	86.79%	276	86.79%
Undervotes:		0	0.00%	41	12.89%	41	12.89%
Overvotes:		0	0.00%	0	0.00%	0	0.00%
Invalid votes:		0	0.00%	1	0.31%	1	0.31%



**Precinct Results**

Election Night Reporting

Run Time 5:19 PM

Run Date 08/10/2018

**Muskegon County, Michigan**

Primary Election, Tuesday, August 7, 2018

8/7/2018

Page 244 of 502

**Official results**

Registered Voters

33693 of 125609 = 26.82 %

Precincts Reporting

67 of 67 = 100.00 %

**Sullivan Township Precinct 1****State Senator - Republican Party - Vote for not more than 1**

Choice	Party	Absentee Voting		Election Day Voting		Total	
Jon Bumstead		0	0.00%	148	46.39%	148	46.39%
Holly Hughes		0	0.00%	162	50.78%	162	50.78%
Cast Votes:		0	0.00%	310	97.18%	310	97.18%
Undervotes:		0	0.00%	7	2.19%	7	2.19%
Overvotes:		0	0.00%	0	0.00%	0	0.00%
Invalid votes:		0	0.00%	2	0.63%	2	0.63%

**Representative in State Legislature 91st District - Republican Party - Vote for not more than 1**

Choice	Party	Absentee Voting		Election Day Voting		Total	
Alan W. Jager		0	0.00%	69	21.70%	69	21.70%
Greg VanWoerkom		0	0.00%	217	68.24%	217	68.24%
Cast Votes:		0	0.00%	286	89.94%	286	89.94%
Undervotes:		0	0.00%	31	9.75%	31	9.75%
Overvotes:		0	0.00%	0	0.00%	0	0.00%
Invalid votes:		0	0.00%	1	0.31%	1	0.31%

**County Commissioner District 5 - Republican Party - Vote for not more than 1**

Choice	Party	Absentee Voting		Election Day Voting		Total	
David Farhat		0	0.00%	86	26.96%	86	26.96%
Zach Lahring		0	0.00%	212	66.46%	212	66.46%
Cast Votes:		0	0.00%	298	93.42%	298	93.42%
Undervotes:		0	0.00%	19	5.96%	19	5.96%
Overvotes:		0	0.00%	0	0.00%	0	0.00%
Invalid votes:		0	0.00%	2	0.63%	2	0.63%

**Precinct Results**

Election Night Reporting

Run Time 5:19 PM

Run Date 08/10/2018

**Muskegon County, Michigan**

Primary Election, Tuesday, August 7, 2018

8/7/2018

Page 245 of 502

**Official results**

Registered Voters

33693 of 125609 = 26.82 %

Precincts Reporting

67 of 67 = 100.00 %

**Sullivan Township Precinct 1****Governor - Democratic Party - Vote for not more than 1**

Choice	Party	Absentee Voting		Election Day Voting		Total	
Gretchen Whitmer		0	0.00%	117	57.92%	117	57.92%
Abdul El-Sayed		0	0.00%	33	16.34%	33	16.34%
Shri Thanedar		0	0.00%	40	19.80%	40	19.80%
William Cobbs (W)		0	0.00%	0	0.00%	0	0.00%
Cast Votes:		0	0.00%	190	94.06%	190	94.06%
Undervotes:		0	0.00%	4	1.98%	4	1.98%
Overvotes:		0	0.00%	1	0.50%	1	0.50%
Invalid votes:		0	0.00%	7	3.47%	7	3.47%

**United States Senator - Democratic Party - Vote for not more than 1**

Choice	Party	Absentee Voting		Election Day Voting		Total	
Debbie Stabenow		0	0.00%	170	85.00%	170	85.00%
Cast Votes:		0	0.00%	170	85.00%	170	85.00%
Undervotes:		0	0.00%	25	12.50%	25	12.50%
Overvotes:		0	0.00%	0	0.00%	0	0.00%
Invalid votes:		0	0.00%	5	2.50%	5	2.50%

**Representative in Congress - Democratic Party - Vote for not more than 1**

Choice	Party	Absentee Voting		Election Day Voting		Total	
Rob Davidson		0	0.00%	161	80.50%	161	80.50%
Cast Votes:		0	0.00%	161	80.50%	161	80.50%
Undervotes:		0	0.00%	34	17.00%	34	17.00%
Overvotes:		0	0.00%	0	0.00%	0	0.00%
Invalid votes:		0	0.00%	5	2.50%	5	2.50%

**Precinct Results**

Election Night Reporting

Run Time 5:19 PM

Run Date 08/10/2018

**Muskegon County, Michigan**

Primary Election, Tuesday, August 7, 2018

8/7/2018

Page 246 of 502

**Official results**

Registered Voters

33693 of 125609 = 26.82 %

Precincts Reporting

67 of 67 = 100.00 %

**Sullivan Township Precinct 1****State Senator - Democratic Party - Vote for not more than 1**

Choice	Party	Absentee Voting		Election Day Voting		Total	
Collene Lamonte		0	0.00%	115	57.21%	115	57.21%
Poppy Sias-Hernandez		0	0.00%	71	35.32%	71	35.32%
Cast Votes:		0	0.00%	186	92.54%	186	92.54%
Undervotes:		0	0.00%	9	4.48%	9	4.48%
Overvotes:		0	0.00%	0	0.00%	0	0.00%
Invalid votes:		0	0.00%	6	2.99%	6	2.99%

**Representative in State Legislature 91st District - Democratic Party - Vote for not more than 1**

Choice	Party	Absentee Voting		Election Day Voting		Total	
Tanya Cabala		0	0.00%	97	48.50%	97	48.50%
Andy O'Riley		0	0.00%	88	44.00%	88	44.00%
Cast Votes:		0	0.00%	185	92.50%	185	92.50%
Undervotes:		0	0.00%	10	5.00%	10	5.00%
Overvotes:		0	0.00%	0	0.00%	0	0.00%
Invalid votes:		0	0.00%	5	2.50%	5	2.50%

**County Commissioner District 5 - Democratic Party - Vote for not more than 1**

Choice	Party	Absentee Voting		Election Day Voting		Total	
Brandon Popps		0	0.00%	165	82.50%	165	82.50%
Cast Votes:		0	0.00%	165	82.50%	165	82.50%
Undervotes:		0	0.00%	30	15.00%	30	15.00%
Overvotes:		0	0.00%	0	0.00%	0	0.00%
Invalid votes:		0	0.00%	5	2.50%	5	2.50%

**Precinct Results**

Election Night Reporting

Run Time 5:19 PM

Run Date 08/10/2018

**Muskegon County, Michigan**

Primary Election, Tuesday, August 7, 2018

8/7/2018

Page 247 of 502

**Official results**

Registered Voters

33693 of 125609 = 26.82 %

Precincts Reporting

67 of 67 = 100.00 %

**Sullivan Township Precinct 1****Governor - Libertarian Party - Vote for not more than 1**

Choice	Party	Absentee Voting		Election Day Voting		Total	
Bill Gelineau		0	0.00%	1	100.00%	1	100.00%
John J. Tatar		0	0.00%	0	0.00%	0	0.00%
	Cast Votes:	0	0.00%	1	100.00%	1	100.00%
	Undervotes:	0	0.00%	0	0.00%	0	0.00%
	Overvotes:	0	0.00%	0	0.00%	0	0.00%
	Invalid votes:	0	0.00%	0	0.00%	0	0.00%

**United States Senator - Libertarian Party - Vote for not more than 1**

Choice	Party	Absentee Voting		Election Day Voting		Total	
Tim Yow (W)		0	0.00%	0	0.00%	0	0.00%
	Cast Votes:	0	0.00%	0	0.00%	0	0.00%
	Undervotes:	0	0.00%	1	100.00%	1	100.00%
	Overvotes:	0	0.00%	0	0.00%	0	0.00%
	Invalid votes:	0	0.00%	0	0.00%	0	0.00%

**Representative in Congress - Libertarian Party - Vote for not more than 1**

Choice	Party	Absentee Voting		Election Day Voting		Total	
	Cast Votes:	0	0.00%	0	0.00%	0	0.00%
	Undervotes:	0	0.00%	1	100.00%	1	100.00%
	Overvotes:	0	0.00%	0	0.00%	0	0.00%
	Invalid votes:	0	0.00%	0	0.00%	0	0.00%

**Precinct Results**

Election Night Reporting

Run Time 5:19 PM

Run Date 08/10/2018

**Muskegon County, Michigan**

Primary Election, Tuesday, August 7, 2018

8/7/2018

Page 248 of 502

**Official results**

Registered Voters

33693 of 125609 = 26.82 %

Precincts Reporting

67 of 67 = 100.00 %

**Sullivan Township Precinct 1****State Senator - Libertarian Party - Vote for not more than 1**

Choice	Party	Absentee Voting		Election Day Voting		Total	
Max Riekse		0	0.00%	1	100.00%	1	100.00%
	Cast Votes:	0	0.00%	1	100.00%	1	100.00%
	Undervotes:	0	0.00%	0	0.00%	0	0.00%
	Overvotes:	0	0.00%	0	0.00%	0	0.00%
	Invalid votes:	0	0.00%	0	0.00%	0	0.00%

**Representative in State Legislature 91st District - Libertarian Party - Vote for not more than 1**

Choice	Party	Absentee Voting		Election Day Voting		Total	
	Cast Votes:	0	0.00%	0	0.00%	0	0.00%
	Undervotes:	0	0.00%	1	100.00%	1	100.00%
	Overvotes:	0	0.00%	0	0.00%	0	0.00%
	Invalid votes:	0	0.00%	0	0.00%	0	0.00%

**County Commissioner District 5 - Libertarian Party - Vote for not more than 1**

Choice	Party	Absentee Voting		Election Day Voting		Total	
	Cast Votes:	0	0.00%	0	0.00%	0	0.00%
	Undervotes:	0	0.00%	1	100.00%	1	100.00%
	Overvotes:	0	0.00%	0	0.00%	0	0.00%
	Invalid votes:	0	0.00%	0	0.00%	0	0.00%

**Precinct Results**

Election Night Reporting

Run Time 5:19 PM

Run Date 08/10/2018

**Muskegon County, Michigan**

Primary Election, Tuesday, August 7, 2018

8/7/2018

Page 476 of 502

**Official results**

Registered Voters

33693 of 125609 = 26.82 %

Precincts Reporting

67 of 67 = 100.00 %

**Norton Shores City Precinct 10****State Senator - Republican Party - Vote for not more than 1**

Choice	Party	Absentee Voting		Election Day Voting		Total	
Jon Bumstead		32	16.84%	65	28.76%	97	23.32%
Holly Hughes		147	77.37%	158	69.91%	305	73.32%
Cast Votes:		179	94.21%	223	98.67%	402	96.63%
Undervotes:		1	0.53%	3	1.33%	4	0.96%
Overvotes:		0	0.00%	0	0.00%	0	0.00%
Invalid votes:		10	5.26%	0	0.00%	10	2.40%

**Representative in State Legislature 91st District - Republican Party - Vote for not more than 1**

Choice	Party	Absentee Voting		Election Day Voting		Total	
Alan W. Jager		23	12.23%	34	15.04%	57	13.77%
Greg VanWoerkom		149	79.26%	178	78.76%	327	78.99%
Cast Votes:		172	91.49%	212	93.81%	384	92.75%
Undervotes:		8	4.26%	14	6.19%	22	5.31%
Overvotes:		0	0.00%	0	0.00%	0	0.00%
Invalid votes:		8	4.26%	0	0.00%	8	1.93%

**County Commissioner District 4 - Republican Party - Vote for not more than 1**

Choice	Party	Absentee Voting		Election Day Voting		Total	
Bob Scolnik		170	89.47%	186	82.30%	356	85.58%
Cast Votes:		170	89.47%	186	82.30%	356	85.58%
Undervotes:		10	5.26%	40	17.70%	50	12.02%
Overvotes:		0	0.00%	0	0.00%	0	0.00%
Invalid votes:		10	5.26%	0	0.00%	10	2.40%

**Precinct Results**

Election Night Reporting

Run Time 5:19 PM

Run Date 08/10/2018

**Muskegon County, Michigan**

Primary Election, Tuesday, August 7, 2018

8/7/2018

Page 477 of 502

**Official results**

Registered Voters

33693 of 125609 = 26.82 %

Precincts Reporting

67 of 67 = 100.00 %

**Norton Shores City Precinct 10****Governor - Democratic Party - Vote for not more than 1**

Choice	Party	Absentee Voting		Election Day Voting		Total	
Gretchen Whitmer		99	71.22%	127	42.76%	226	51.83%
Abdul El-Sayed		12	8.63%	127	42.76%	139	31.88%
Shri Thanedar		23	16.55%	39	13.13%	62	14.22%
William Cobbs (W)		0	0.00%	0	0.00%	0	0.00%
Cast Votes:		134	96.40%	293	98.65%	427	97.94%
Undervotes:		0	0.00%	4	1.35%	4	0.92%
Overvotes:		0	0.00%	0	0.00%	0	0.00%
Invalid votes:		5	3.60%	0	0.00%	5	1.15%

**United States Senator - Democratic Party - Vote for not more than 1**

Choice	Party	Absentee Voting		Election Day Voting		Total	
Debbie Stabenow		128	90.78%	264	88.89%	392	89.50%
Cast Votes:		128	90.78%	264	88.89%	392	89.50%
Undervotes:		6	4.26%	33	11.11%	39	8.90%
Overvotes:		0	0.00%	0	0.00%	0	0.00%
Invalid votes:		7	4.96%	0	0.00%	7	1.60%

**Representative in Congress - Democratic Party - Vote for not more than 1**

Choice	Party	Absentee Voting		Election Day Voting		Total	
Rob Davidson		126	91.97%	252	84.85%	378	87.10%
Cast Votes:		126	91.97%	252	84.85%	378	87.10%
Undervotes:		8	5.84%	45	15.15%	53	12.21%
Overvotes:		0	0.00%	0	0.00%	0	0.00%
Invalid votes:		3	2.19%	0	0.00%	3	0.69%

**Precinct Results**

Election Night Reporting

Run Time 5:19 PM

Run Date 08/10/2018

**Muskegon County, Michigan**

Primary Election, Tuesday, August 7, 2018

8/7/2018

Page 478 of 502

**Official results**

Registered Voters

33693 of 125609 = 26.82 %

Precincts Reporting

67 of 67 = 100.00 %

**Norton Shores City Precinct 10****State Senator - Democratic Party - Vote for not more than 1**

Choice	Party	Absentee Voting		Election Day Voting		Total	
Collene Lamonte		66	47.83%	102	34.34%	168	38.62%
Poppy Sias-Hernandez		66	47.83%	184	61.95%	250	57.47%
Cast Votes:		132	95.65%	286	96.30%	418	96.09%
Undervotes:		2	1.45%	11	3.70%	13	2.99%
Overvotes:		0	0.00%	0	0.00%	0	0.00%
Invalid votes:		4	2.90%	0	0.00%	4	0.92%

**Representative in State Legislature 91st District - Democratic Party - Vote for not more than 1**

Choice	Party	Absentee Voting		Election Day Voting		Total	
Tanya Cabala		91	65.94%	186	62.63%	277	63.68%
Andy O'Riley		36	26.09%	98	33.00%	134	30.80%
Cast Votes:		127	92.03%	284	95.62%	411	94.48%
Undervotes:		7	5.07%	13	4.38%	20	4.60%
Overvotes:		0	0.00%	0	0.00%	0	0.00%
Invalid votes:		4	2.90%	0	0.00%	4	0.92%

**County Commissioner District 4 - Democratic Party - Vote for not more than 1**

Choice	Party	Absentee Voting		Election Day Voting		Total	
Adam Bell		119	86.86%	232	78.11%	351	80.88%
Cast Votes:		119	86.86%	232	78.11%	351	80.88%
Undervotes:		15	10.95%	65	21.89%	80	18.43%
Overvotes:		0	0.00%	0	0.00%	0	0.00%
Invalid votes:		3	2.19%	0	0.00%	3	0.69%



**Precinct Results**

Election Night Reporting

Run Time 5:19 PM

Run Date 08/10/2018

**Muskegon County, Michigan**

Primary Election, Tuesday, August 7, 2018

8/7/2018

Page 479 of 502

**Official results**

Registered Voters

33693 of 125609 = 26.82 %

Precincts Reporting

67 of 67 = 100.00 %

**Norton Shores City Precinct 10****Governor - Libertarian Party - Vote for not more than 1**

Choice	Party	Absentee Voting		Election Day Voting		Total	
Bill Gelineau		0	0.00%	1	50.00%	1	50.00%
John J. Tatar		0	0.00%	1	50.00%	1	50.00%
Cast Votes:		0	0.00%	2	100.00%	2	100.00%
Undervotes:		0	0.00%	0	0.00%	0	0.00%
Overvotes:		0	0.00%	0	0.00%	0	0.00%
Invalid votes:		0	0.00%	0	0.00%	0	0.00%

**United States Senator - Libertarian Party - Vote for not more than 1**

Choice	Party	Absentee Voting		Election Day Voting		Total	
Tim Yow (W)		0	0.00%	0	0.00%	0	0.00%
Cast Votes:		0	0.00%	0	0.00%	0	0.00%
Undervotes:		0	0.00%	2	100.00%	2	100.00%
Overvotes:		0	0.00%	0	0.00%	0	0.00%
Invalid votes:		0	0.00%	0	0.00%	0	0.00%

**Representative in Congress - Libertarian Party - Vote for not more than 1**

Choice	Party	Absentee Voting		Election Day Voting		Total	
Cast Votes:		0	0.00%	0	0.00%	0	0.00%
Undervotes:		0	0.00%	2	100.00%	2	100.00%
Overvotes:		0	0.00%	0	0.00%	0	0.00%
Invalid votes:		0	0.00%	0	0.00%	0	0.00%

**Precinct Results**

Election Night Reporting

Run Time 5:19 PM

Run Date 08/10/2018

**Muskegon County, Michigan**

Primary Election, Tuesday, August 7, 2018

8/7/2018

Page 480 of 502

**Official results**

Registered Voters

33693 of 125609 = 26.82 %

Precincts Reporting

67 of 67 = 100.00 %

**Norton Shores City Precinct 10****State Senator - Libertarian Party - Vote for not more than 1**

Choice	Party	Absentee Voting		Election Day Voting		Total	
Max Riekse		0	0.00%	2	100.00%	2	100.00%
	Cast Votes:	0	0.00%	2	100.00%	2	100.00%
	Undervotes:	0	0.00%	0	0.00%	0	0.00%
	Overvotes:	0	0.00%	0	0.00%	0	0.00%
	Invalid votes:	0	0.00%	0	0.00%	0	0.00%

**Representative in State Legislature 91st District - Libertarian Party - Vote for not more than 1**

Choice	Party	Absentee Voting		Election Day Voting		Total	
	Cast Votes:	0	0.00%	0	0.00%	0	0.00%
	Undervotes:	0	0.00%	2	100.00%	2	100.00%
	Overvotes:	0	0.00%	0	0.00%	0	0.00%
	Invalid votes:	0	0.00%	0	0.00%	0	0.00%

**County Commissioner District 4 - Libertarian Party - Vote for not more than 1**

Choice	Party	Absentee Voting		Election Day Voting		Total	
	Cast Votes:	0	0.00%	0	0.00%	0	0.00%
	Undervotes:	0	0.00%	2	100.00%	2	100.00%
	Overvotes:	0	0.00%	0	0.00%	0	0.00%
	Invalid votes:	0	0.00%	0	0.00%	0	0.00%

**Precinct Results**

Election Night Reporting

Run Time 5:19 PM

Run Date 08/10/2018

**Muskegon County, Michigan**

Primary Election, Tuesday, August 7, 2018

8/7/2018

Page 482 of 502

**Official results**

Registered Voters

33693 of 125609 = 26.82 %

Precincts Reporting

67 of 67 = 100.00 %

**Roosevelt Park City Precinct 1****Governor - Republican Party - Vote for not more than 1**

Choice	Party	Absentee Voting		Election Day Voting		Total	
Patrick Colbeck		0	0.00%	26	13.61%	26	13.61%
Brian Calley		0	0.00%	40	20.94%	40	20.94%
Jim Hines		0	0.00%	9	4.71%	9	4.71%
Bill Schuette		0	0.00%	109	57.07%	109	57.07%
Evan Space (W)		0	0.00%	0	0.00%	0	0.00%
Cast Votes:		0	0.00%	184	96.34%	184	96.34%
Undervotes:		0	0.00%	0	0.00%	0	0.00%
Overvotes:		0	0.00%	1	0.52%	1	0.52%
Invalid votes:		0	0.00%	6	3.14%	6	3.14%

**United States Senator - Republican Party - Vote for not more than 1**

Choice	Party	Absentee Voting		Election Day Voting		Total	
John James		0	0.00%	83	43.23%	83	43.23%
Sandy Pensler		0	0.00%	96	50.00%	96	50.00%
William F. White (W)		0	0.00%	0	0.00%	0	0.00%
Cast Votes:		0	0.00%	179	93.23%	179	93.23%
Undervotes:		0	0.00%	6	3.13%	6	3.13%
Overvotes:		0	0.00%	0	0.00%	0	0.00%
Invalid votes:		0	0.00%	7	3.65%	7	3.65%

**Representative in Congress - Republican Party - Vote for not more than 1**

Choice	Party	Absentee Voting		Election Day Voting		Total	
Bill Huizenga		0	0.00%	164	84.97%	164	84.97%
Cast Votes:		0	0.00%	164	84.97%	164	84.97%
Undervotes:		0	0.00%	21	10.88%	21	10.88%
Overvotes:		0	0.00%	0	0.00%	0	0.00%
Invalid votes:		0	0.00%	8	4.15%	8	4.15%

**Precinct Results**

Election Night Reporting

Run Time 5:19 PM

Run Date 08/10/2018

**Muskegon County, Michigan**

Primary Election, Tuesday, August 7, 2018

8/7/2018

Page 483 of 502

**Official results**

Registered Voters

33693 of 125609 = 26.82 %

Precincts Reporting

67 of 67 = 100.00 %

**Roosevelt Park City Precinct 1****State Senator - Republican Party - Vote for not more than 1**

Choice	Party	Absentee Voting		Election Day Voting		Total	
Jon Bumstead		0	0.00%	64	33.33%	64	33.33%
Holly Hughes		0	0.00%	118	61.46%	118	61.46%
Cast Votes:		0	0.00%	182	94.79%	182	94.79%
Undervotes:		0	0.00%	3	1.56%	3	1.56%
Overvotes:		0	0.00%	0	0.00%	0	0.00%
Invalid votes:		0	0.00%	7	3.65%	7	3.65%

**Representative in State Legislature 91st District - Republican Party - Vote for not more than 1**

Choice	Party	Absentee Voting		Election Day Voting		Total	
Alan W. Jager		0	0.00%	25	13.09%	25	13.09%
Greg VanWoerkom		0	0.00%	150	78.53%	150	78.53%
Cast Votes:		0	0.00%	175	91.62%	175	91.62%
Undervotes:		0	0.00%	10	5.24%	10	5.24%
Overvotes:		0	0.00%	0	0.00%	0	0.00%
Invalid votes:		0	0.00%	6	3.14%	6	3.14%

**County Commissioner District 2 - Republican Party - Vote for not more than 1**

Choice	Party	Absentee Voting		Election Day Voting		Total	
Cast Votes:		0	0.00%	0	0.00%	0	0.00%
Undervotes:		0	0.00%	185	100.00%	185	100.00%
Overvotes:		0	0.00%	0	0.00%	0	0.00%
Invalid votes:		0	0.00%	0	0.00%	0	0.00%

**Precinct Results**

Election Night Reporting

Run Time 5:19 PM

Run Date 08/10/2018

**Muskegon County, Michigan**

Primary Election, Tuesday, August 7, 2018

8/7/2018

Page 484 of 502

**Official results**

Registered Voters

33693 of 125609 = 26.82 %

Precincts Reporting

67 of 67 = 100.00 %

**Roosevelt Park City Precinct 1****Governor - Democratic Party - Vote for not more than 1**

Choice	Party	Absentee Voting		Election Day Voting		Total	
Gretchen Whitmer		0	0.00%	140	46.51%	140	46.51%
Abdul El-Sayed		0	0.00%	86	28.57%	86	28.57%
Shri Thanedar		0	0.00%	66	21.93%	66	21.93%
William Cobbs (W)		0	0.00%	0	0.00%	0	0.00%
Cast Votes:		0	0.00%	292	97.01%	292	97.01%
Undervotes:		0	0.00%	4	1.33%	4	1.33%
Overvotes:		0	0.00%	0	0.00%	0	0.00%
Invalid votes:		0	0.00%	5	1.66%	5	1.66%

**United States Senator - Democratic Party - Vote for not more than 1**

Choice	Party	Absentee Voting		Election Day Voting		Total	
Debbie Stabenow		0	0.00%	262	87.04%	262	87.04%
Cast Votes:		0	0.00%	262	87.04%	262	87.04%
Undervotes:		0	0.00%	34	11.30%	34	11.30%
Overvotes:		0	0.00%	0	0.00%	0	0.00%
Invalid votes:		0	0.00%	5	1.66%	5	1.66%

**Representative in Congress - Democratic Party - Vote for not more than 1**

Choice	Party	Absentee Voting		Election Day Voting		Total	
Rob Davidson		0	0.00%	248	83.22%	248	83.22%
Cast Votes:		0	0.00%	248	83.22%	248	83.22%
Undervotes:		0	0.00%	48	16.11%	48	16.11%
Overvotes:		0	0.00%	0	0.00%	0	0.00%
Invalid votes:		0	0.00%	2	0.67%	2	0.67%

**Precinct Results**

Election Night Reporting

Run Time 5:19 PM

Run Date 08/10/2018

**Muskegon County, Michigan**

Primary Election, Tuesday, August 7, 2018

8/7/2018

Page 485 of 502

**Official results**

Registered Voters

33693 of 125609 = 26.82 %

Precincts Reporting

67 of 67 = 100.00 %

**Roosevelt Park City Precinct 1****State Senator - Democratic Party - Vote for not more than 1**

Choice	Party	Absentee Voting		Election Day Voting		Total	
Collene Lamonte		0	0.00%	139	46.33%	139	46.33%
Poppy Sias-Hernandez		0	0.00%	145	48.33%	145	48.33%
Cast Votes:		0	0.00%	284	94.67%	284	94.67%
Undervotes:		0	0.00%	12	4.00%	12	4.00%
Overvotes:		0	0.00%	0	0.00%	0	0.00%
Invalid votes:		0	0.00%	4	1.33%	4	1.33%

**Representative in State Legislature 91st District - Democratic Party - Vote for not more than 1**

Choice	Party	Absentee Voting		Election Day Voting		Total	
Tanya Cabala		0	0.00%	146	48.50%	146	48.50%
Andy O'Riley		0	0.00%	135	44.85%	135	44.85%
Cast Votes:		0	0.00%	281	93.36%	281	93.36%
Undervotes:		0	0.00%	14	4.65%	14	4.65%
Overvotes:		0	0.00%	1	0.33%	1	0.33%
Invalid votes:		0	0.00%	5	1.66%	5	1.66%

**County Commissioner District 2 - Democratic Party - Vote for not more than 1**

Choice	Party	Absentee Voting		Election Day Voting		Total	
Benjamin Cross		0	0.00%	98	32.24%	98	32.24%
Marcia Hovey-Wright		0	0.00%	182	59.87%	182	59.87%
Cast Votes:		0	0.00%	280	92.11%	280	92.11%
Undervotes:		0	0.00%	15	4.93%	15	4.93%
Overvotes:		0	0.00%	1	0.33%	1	0.33%
Invalid votes:		0	0.00%	8	2.63%	8	2.63%



**Precinct Results**

Election Night Reporting

Run Time 5:19 PM

Run Date 08/10/2018

**Muskegon County, Michigan**

Primary Election, Tuesday, August 7, 2018

8/7/2018

Page 486 of 502

**Official results**

Registered Voters

33693 of 125609 = 26.82 %

Precincts Reporting

67 of 67 = 100.00 %

**Roosevelt Park City Precinct 1****Governor - Libertarian Party - Vote for not more than 1**

Choice	Party	Absentee Voting		Election Day Voting		Total	
Bill Gelineau		0	0.00%	0	0.00%	0	0.00%
John J. Tatar		0	0.00%	1	100.00%	1	100.00%
	Cast Votes:	0	0.00%	1	100.00%	1	100.00%
	Undervotes:	0	0.00%	0	0.00%	0	0.00%
	Overvotes:	0	0.00%	0	0.00%	0	0.00%
	Invalid votes:	0	0.00%	0	0.00%	0	0.00%

**United States Senator - Libertarian Party - Vote for not more than 1**

Choice	Party	Absentee Voting		Election Day Voting		Total	
Tim Yow (W)		0	0.00%	0	0.00%	0	0.00%
	Cast Votes:	0	0.00%	0	0.00%	0	0.00%
	Undervotes:	0	0.00%	1	100.00%	1	100.00%
	Overvotes:	0	0.00%	0	0.00%	0	0.00%
	Invalid votes:	0	0.00%	0	0.00%	0	0.00%

**Representative in Congress - Libertarian Party - Vote for not more than 1**

Choice	Party	Absentee Voting		Election Day Voting		Total	
	Cast Votes:	0	0.00%	0	0.00%	0	0.00%
	Undervotes:	0	0.00%	1	100.00%	1	100.00%
	Overvotes:	0	0.00%	0	0.00%	0	0.00%
	Invalid votes:	0	0.00%	0	0.00%	0	0.00%

**Precinct Results**

Election Night Reporting

Run Time 5:19 PM

Run Date 08/10/2018

**Muskegon County, Michigan**

Primary Election, Tuesday, August 7, 2018

8/7/2018

Page 487 of 502

**Official results**

Registered Voters

33693 of 125609 = 26.82 %

Precincts Reporting

67 of 67 = 100.00 %

**Roosevelt Park City Precinct 1****State Senator - Libertarian Party - Vote for not more than 1**

Choice	Party	Absentee Voting		Election Day Voting		Total	
Max Riekse		0	0.00%	1	33.33%	1	33.33%
	Cast Votes:	0	0.00%	1	33.33%	1	33.33%
	Undervotes:	0	0.00%	0	0.00%	0	0.00%
	Overvotes:	0	0.00%	0	0.00%	0	0.00%
	Invalid votes:	0	0.00%	2	66.67%	2	66.67%

**Representative in State Legislature 91st District - Libertarian Party - Vote for not more than 1**

Choice	Party	Absentee Voting		Election Day Voting		Total	
	Cast Votes:	0	0.00%	0	0.00%	0	0.00%
	Undervotes:	0	0.00%	1	100.00%	1	100.00%
	Overvotes:	0	0.00%	0	0.00%	0	0.00%
	Invalid votes:	0	0.00%	0	0.00%	0	0.00%

**County Commissioner District 2 - Libertarian Party - Vote for not more than 1**

Choice	Party	Absentee Voting		Election Day Voting		Total	
	Cast Votes:	0	0.00%	0	0.00%	0	0.00%
	Undervotes:	0	0.00%	1	100.00%	1	100.00%
	Overvotes:	0	0.00%	0	0.00%	0	0.00%
	Invalid votes:	0	0.00%	0	0.00%	0	0.00%



**Precinct Results**

Election Night Reporting

Run Time 5:19 PM

Run Date 08/10/2018

**Muskegon County, Michigan**

Primary Election, Tuesday, August 7, 2018

8/7/2018

Page 489 of 502

**Official results**

Registered Voters

33693 of 125609 = 26.82 %

Precincts Reporting

67 of 67 = 100.00 %

**Roosevelt Park City Precinct 2****Governor - Republican Party - Vote for not more than 1**

Choice	Party	Absentee Voting		Election Day Voting		Total	
Patrick Colbeck		0	0.00%	13	7.98%	13	7.98%
Brian Calley		0	0.00%	30	18.40%	30	18.40%
Jim Hines		0	0.00%	16	9.82%	16	9.82%
Bill Schuette		0	0.00%	97	59.51%	97	59.51%
Evan Space (W)		0	0.00%	0	0.00%	0	0.00%
Cast Votes:		0	0.00%	156	95.71%	156	95.71%
Undervotes:		0	0.00%	0	0.00%	0	0.00%
Overvotes:		0	0.00%	0	0.00%	0	0.00%
Invalid votes:		0	0.00%	7	4.29%	7	4.29%

**United States Senator - Republican Party - Vote for not more than 1**

Choice	Party	Absentee Voting		Election Day Voting		Total	
John James		0	0.00%	71	44.10%	71	44.10%
Sandy Pensler		0	0.00%	78	48.45%	78	48.45%
William F. White (W)		0	0.00%	0	0.00%	0	0.00%
Cast Votes:		0	0.00%	149	92.55%	149	92.55%
Undervotes:		0	0.00%	7	4.35%	7	4.35%
Overvotes:		0	0.00%	0	0.00%	0	0.00%
Invalid votes:		0	0.00%	5	3.11%	5	3.11%

**Representative in Congress - Republican Party - Vote for not more than 1**

Choice	Party	Absentee Voting		Election Day Voting		Total	
Bill Huizenga		0	0.00%	143	86.67%	143	86.67%
Cast Votes:		0	0.00%	143	86.67%	143	86.67%
Undervotes:		0	0.00%	13	7.88%	13	7.88%
Overvotes:		0	0.00%	0	0.00%	0	0.00%
Invalid votes:		0	0.00%	9	5.45%	9	5.45%

**Precinct Results**

Election Night Reporting

Run Time 5:19 PM

Run Date 08/10/2018

**Muskegon County, Michigan**

Primary Election, Tuesday, August 7, 2018

8/7/2018

Page 490 of 502

**Official results**

Registered Voters

33693 of 125609 = 26.82 %

Precincts Reporting

67 of 67 = 100.00 %

**Roosevelt Park City Precinct 2****State Senator - Republican Party - Vote for not more than 1**

Choice	Party	Absentee Voting		Election Day Voting		Total	
Jon Bumstead		0	0.00%	51	31.10%	51	31.10%
Holly Hughes		0	0.00%	105	64.02%	105	64.02%
Cast Votes:		0	0.00%	156	95.12%	156	95.12%
Undervotes:		0	0.00%	0	0.00%	0	0.00%
Overvotes:		0	0.00%	0	0.00%	0	0.00%
Invalid votes:		0	0.00%	8	4.88%	8	4.88%

**Representative in State Legislature 91st District - Republican Party - Vote for not more than 1**

Choice	Party	Absentee Voting		Election Day Voting		Total	
Alan W. Jager		0	0.00%	31	19.14%	31	19.14%
Greg VanWoerkom		0	0.00%	115	70.99%	115	70.99%
Cast Votes:		0	0.00%	146	90.12%	146	90.12%
Undervotes:		0	0.00%	10	6.17%	10	6.17%
Overvotes:		0	0.00%	0	0.00%	0	0.00%
Invalid votes:		0	0.00%	6	3.70%	6	3.70%

**County Commissioner District 2 - Republican Party - Vote for not more than 1**

Choice	Party	Absentee Voting		Election Day Voting		Total	
Cast Votes:		0	0.00%	0	0.00%	0	0.00%
Undervotes:		0	0.00%	156	100.00%	156	100.00%
Overvotes:		0	0.00%	0	0.00%	0	0.00%
Invalid votes:		0	0.00%	0	0.00%	0	0.00%

**Precinct Results**

Election Night Reporting

Run Time 5:19 PM  
Run Date 08/10/2018**Muskegon County, Michigan**

Primary Election, Tuesday, August 7, 2018

8/7/2018

Page 491 of 502

**Official results**Registered Voters  
33693 of 125609 = 26.82 %Precincts Reporting  
67 of 67 = 100.00 %**Roosevelt Park City Precinct 2****Governor - Democratic Party - Vote for not more than 1**

Choice	Party	Absentee Voting		Election Day Voting		Total	
Gretchen Whitmer		0	0.00%	114	43.18%	114	43.18%
Abdul El-Sayed		0	0.00%	74	28.03%	74	28.03%
Shri Thanedar		0	0.00%	70	26.52%	70	26.52%
William Cobbs (W)		0	0.00%	0	0.00%	0	0.00%
Cast Votes:		0	0.00%	258	97.73%	258	97.73%
Undervotes:		0	0.00%	1	0.38%	1	0.38%
Overvotes:		0	0.00%	0	0.00%	0	0.00%
Invalid votes:		0	0.00%	5	1.89%	5	1.89%

**United States Senator - Democratic Party - Vote for not more than 1**

Choice	Party	Absentee Voting		Election Day Voting		Total	
Debbie Stabenow		0	0.00%	232	87.22%	232	87.22%
Cast Votes:		0	0.00%	232	87.22%	232	87.22%
Undervotes:		0	0.00%	27	10.15%	27	10.15%
Overvotes:		0	0.00%	0	0.00%	0	0.00%
Invalid votes:		0	0.00%	7	2.63%	7	2.63%

**Representative in Congress - Democratic Party - Vote for not more than 1**

Choice	Party	Absentee Voting		Election Day Voting		Total	
Rob Davidson		0	0.00%	223	85.11%	223	85.11%
Cast Votes:		0	0.00%	223	85.11%	223	85.11%
Undervotes:		0	0.00%	36	13.74%	36	13.74%
Overvotes:		0	0.00%	0	0.00%	0	0.00%
Invalid votes:		0	0.00%	3	1.15%	3	1.15%

**Precinct Results**

Election Night Reporting

Run Time 5:19 PM

Run Date 08/10/2018

**Muskegon County, Michigan**

Primary Election, Tuesday, August 7, 2018

8/7/2018

Page 492 of 502

**Official results**

Registered Voters

33693 of 125609 = 26.82 %

Precincts Reporting

67 of 67 = 100.00 %

**Roosevelt Park City Precinct 2****State Senator - Democratic Party - Vote for not more than 1**

Choice	Party	Absentee Voting		Election Day Voting		Total	
Collene Lamonte		0	0.00%	104	39.25%	104	39.25%
Poppy Sias-Hernandez		0	0.00%	141	53.21%	141	53.21%
Cast Votes:		0	0.00%	245	92.45%	245	92.45%
Undervotes:		0	0.00%	14	5.28%	14	5.28%
Overvotes:		0	0.00%	0	0.00%	0	0.00%
Invalid votes:		0	0.00%	6	2.26%	6	2.26%

**Representative in State Legislature 91st District - Democratic Party - Vote for not more than 1**

Choice	Party	Absentee Voting		Election Day Voting		Total	
Tanya Cabala		0	0.00%	135	50.94%	135	50.94%
Andy O'Riley		0	0.00%	111	41.89%	111	41.89%
Cast Votes:		0	0.00%	246	92.83%	246	92.83%
Undervotes:		0	0.00%	13	4.91%	13	4.91%
Overvotes:		0	0.00%	0	0.00%	0	0.00%
Invalid votes:		0	0.00%	6	2.26%	6	2.26%

**County Commissioner District 2 - Democratic Party - Vote for not more than 1**

Choice	Party	Absentee Voting		Election Day Voting		Total	
Benjamin Cross		0	0.00%	98	36.57%	98	36.57%
Marcia Hovey-Wright		0	0.00%	146	54.48%	146	54.48%
Cast Votes:		0	0.00%	244	91.04%	244	91.04%
Undervotes:		0	0.00%	14	5.22%	14	5.22%
Overvotes:		0	0.00%	1	0.37%	1	0.37%
Invalid votes:		0	0.00%	9	3.36%	9	3.36%

**Precinct Results**

Election Night Reporting

Run Time 5:19 PM

Run Date 08/10/2018

**Muskegon County, Michigan**

Primary Election, Tuesday, August 7, 2018

8/7/2018

Page 493 of 502

**Official results**

Registered Voters

33693 of 125609 = 26.82 %

Precincts Reporting

67 of 67 = 100.00 %

**Roosevelt Park City Precinct 2****Governor - Libertarian Party - Vote for not more than 1**

Choice	Party	Absentee Voting		Election Day Voting		Total	
Bill Gelineau		0	0.00%	0	0.00%	0	0.00%
John J. Tatar		0	0.00%	0	0.00%	0	0.00%
Cast Votes:		0	0.00%	0	0.00%	0	0.00%
Undervotes:		0	0.00%	0	0.00%	0	0.00%
Overvotes:		0	0.00%	0	0.00%	0	0.00%
Invalid votes:		0	0.00%	1	100.00%	1	100.00%

**United States Senator - Libertarian Party - Vote for not more than 1**

Choice	Party	Absentee Voting		Election Day Voting		Total	
Tim Yow (W)		0	0.00%	0	0.00%	0	0.00%
Cast Votes:		0	0.00%	0	0.00%	0	0.00%
Undervotes:		0	0.00%	0	0.00%	0	0.00%
Overvotes:		0	0.00%	0	0.00%	0	0.00%
Invalid votes:		0	0.00%	0	0.00%	0	0.00%

**Representative in Congress - Libertarian Party - Vote for not more than 1**

Choice	Party	Absentee Voting		Election Day Voting		Total	
Cast Votes:		0	0.00%	0	0.00%	0	0.00%
Undervotes:		0	0.00%	0	0.00%	0	0.00%
Overvotes:		0	0.00%	0	0.00%	0	0.00%
Invalid votes:		0	0.00%	0	0.00%	0	0.00%

**Precinct Results**

Election Night Reporting

Run Time 5:19 PM

Run Date 08/10/2018

**Muskegon County, Michigan**

Primary Election, Tuesday, August 7, 2018

8/7/2018

Page 494 of 502

**Official results**

Registered Voters

33693 of 125609 = 26.82 %

Precincts Reporting

67 of 67 = 100.00 %

**Roosevelt Park City Precinct 2****State Senator - Libertarian Party - Vote for not more than 1**

Choice	Party	Absentee Voting		Election Day Voting		Total	
Max Riekse		0	0.00%	0	0.00%	0	0.00%
	Cast Votes:	0	0.00%	0	0.00%	0	0.00%
	Undervotes:	0	0.00%	0	0.00%	0	0.00%
	Overvotes:	0	0.00%	0	0.00%	0	0.00%
	Invalid votes:	0	0.00%	1	100.00%	1	100.00%

**Representative in State Legislature 91st District - Libertarian Party - Vote for not more than 1**

Choice	Party	Absentee Voting		Election Day Voting		Total	
	Cast Votes:	0	0.00%	0	0.00%	0	0.00%
	Undervotes:	0	0.00%	0	0.00%	0	0.00%
	Overvotes:	0	0.00%	0	0.00%	0	0.00%
	Invalid votes:	0	0.00%	0	0.00%	0	0.00%

**County Commissioner District 2 - Libertarian Party - Vote for not more than 1**

Choice	Party	Absentee Voting		Election Day Voting		Total	
	Cast Votes:	0	0.00%	0	0.00%	0	0.00%
	Undervotes:	0	0.00%	0	0.00%	0	0.00%
	Overvotes:	0	0.00%	0	0.00%	0	0.00%
	Invalid votes:	0	0.00%	1	100.00%	1	100.00%

**Precinct Results**

Election Night Reporting

Run Time 5:19 PM

Run Date 08/10/2018

**Muskegon County, Michigan**

Primary Election, Tuesday, August 7, 2018

8/7/2018

Page 496 of 502

**Official results**

Registered Voters

33693 of 125609 = 26.82 %

Precincts Reporting

67 of 67 = 100.00 %

**Whitehall City Precinct 1****Governor - Republican Party - Vote for not more than 1**

Choice	Party	Absentee Voting		Election Day Voting		Total	
Patrick Colbeck		0	0.00%	44	14.72%	44	14.72%
Brian Calley		0	0.00%	58	19.40%	58	19.40%
Jim Hines		0	0.00%	50	16.72%	50	16.72%
Bill Schuette		0	0.00%	137	45.82%	137	45.82%
Evan Space (W)		0	0.00%	0	0.00%	0	0.00%
Cast Votes:		0	0.00%	289	96.66%	289	96.66%
Undervotes:		0	0.00%	7	2.34%	7	2.34%
Overvotes:		0	0.00%	0	0.00%	0	0.00%
Invalid votes:		0	0.00%	3	1.00%	3	1.00%

**United States Senator - Republican Party - Vote for not more than 1**

Choice	Party	Absentee Voting		Election Day Voting		Total	
John James		0	0.00%	158	52.67%	158	52.67%
Sandy Pensler		0	0.00%	124	41.33%	124	41.33%
William F. White (W)		0	0.00%	0	0.00%	0	0.00%
Cast Votes:		0	0.00%	282	94.00%	282	94.00%
Undervotes:		0	0.00%	14	4.67%	14	4.67%
Overvotes:		0	0.00%	0	0.00%	0	0.00%
Invalid votes:		0	0.00%	4	1.33%	4	1.33%

**Representative in Congress - Republican Party - Vote for not more than 1**

Choice	Party	Absentee Voting		Election Day Voting		Total	
Bill Huizenga		0	0.00%	263	87.96%	263	87.96%
Cast Votes:		0	0.00%	263	87.96%	263	87.96%
Undervotes:		0	0.00%	33	11.04%	33	11.04%
Overvotes:		0	0.00%	0	0.00%	0	0.00%
Invalid votes:		0	0.00%	3	1.00%	3	1.00%



**Precinct Results**

Election Night Reporting

Run Time 5:19 PM

Run Date 08/10/2018

**Muskegon County, Michigan**

Primary Election, Tuesday, August 7, 2018

8/7/2018

Page 497 of 502

**Official results**

Registered Voters

33693 of 125609 = 26.82 %

Precincts Reporting

67 of 67 = 100.00 %

**Whitehall City Precinct 1****State Senator - Republican Party - Vote for not more than 1**

Choice	Party	Absentee Voting		Election Day Voting		Total	
Jon Bumstead		0	0.00%	89	29.57%	89	29.57%
Holly Hughes		0	0.00%	199	66.11%	199	66.11%
Cast Votes:		0	0.00%	288	95.68%	288	95.68%
Undervotes:		0	0.00%	7	2.33%	7	2.33%
Overvotes:		0	0.00%	1	0.33%	1	0.33%
Invalid votes:		0	0.00%	5	1.66%	5	1.66%

**Representative in State Legislature 91st District - Republican Party - Vote for not more than 1**

Choice	Party	Absentee Voting		Election Day Voting		Total	
Alan W. Jager		0	0.00%	60	20.07%	60	20.07%
Greg VanWoerkom		0	0.00%	213	71.24%	213	71.24%
Cast Votes:		0	0.00%	273	91.30%	273	91.30%
Undervotes:		0	0.00%	23	7.69%	23	7.69%
Overvotes:		0	0.00%	0	0.00%	0	0.00%
Invalid votes:		0	0.00%	3	1.00%	3	1.00%

**County Commissioner District 9 - Republican Party - Vote for not more than 1**

Choice	Party	Absentee Voting		Election Day Voting		Total	
Richard A. Holman		0	0.00%	148	49.83%	148	49.83%
Eric Rothoff		0	0.00%	94	31.65%	94	31.65%
Cast Votes:		0	0.00%	242	81.48%	242	81.48%
Undervotes:		0	0.00%	54	18.18%	54	18.18%
Overvotes:		0	0.00%	0	0.00%	0	0.00%
Invalid votes:		0	0.00%	1	0.34%	1	0.34%



**Precinct Results**

Election Night Reporting

Run Time 5:19 PM

Run Date 08/10/2018

**Muskegon County, Michigan**

Primary Election, Tuesday, August 7, 2018

8/7/2018

Page 498 of 502

**Official results**

Registered Voters

33693 of 125609 = 26.82 %

Precincts Reporting

67 of 67 = 100.00 %

**Whitehall City Precinct 1****Governor - Democratic Party - Vote for not more than 1**

Choice	Party	Absentee Voting		Election Day Voting		Total	
Gretchen Whitmer		0	0.00%	207	56.56%	207	56.56%
Abdul El-Sayed		0	0.00%	88	24.04%	88	24.04%
Shri Thanedar		0	0.00%	59	16.12%	59	16.12%
William Cobbs (W)		0	0.00%	0	0.00%	0	0.00%
Cast Votes:		0	0.00%	354	96.72%	354	96.72%
Undervotes:		0	0.00%	4	1.09%	4	1.09%
Overvotes:		0	0.00%	0	0.00%	0	0.00%
Invalid votes:		0	0.00%	8	2.19%	8	2.19%

**United States Senator - Democratic Party - Vote for not more than 1**

Choice	Party	Absentee Voting		Election Day Voting		Total	
Debbie Stabenow		0	0.00%	316	86.81%	316	86.81%
Cast Votes:		0	0.00%	316	86.81%	316	86.81%
Undervotes:		0	0.00%	42	11.54%	42	11.54%
Overvotes:		0	0.00%	0	0.00%	0	0.00%
Invalid votes:		0	0.00%	6	1.65%	6	1.65%

**Representative in Congress - Democratic Party - Vote for not more than 1**

Choice	Party	Absentee Voting		Election Day Voting		Total	
Rob Davidson		0	0.00%	292	80.44%	292	80.44%
Cast Votes:		0	0.00%	292	80.44%	292	80.44%
Undervotes:		0	0.00%	66	18.18%	66	18.18%
Overvotes:		0	0.00%	0	0.00%	0	0.00%
Invalid votes:		0	0.00%	5	1.38%	5	1.38%

**Precinct Results**

Election Night Reporting

Run Time 5:19 PM

Run Date 08/10/2018

**Muskegon County, Michigan**

Primary Election, Tuesday, August 7, 2018

8/7/2018

Page 499 of 502

**Official results**

Registered Voters

33693 of 125609 = 26.82 %

Precincts Reporting

67 of 67 = 100.00 %

**Whitehall City Precinct 1****State Senator - Democratic Party - Vote for not more than 1**

Choice	Party	Absentee Voting		Election Day Voting		Total	
Collene Lamonte		0	0.00%	216	59.50%	216	59.50%
Poppy Sias-Hernandez		0	0.00%	131	36.09%	131	36.09%
Cast Votes:		0	0.00%	347	95.59%	347	95.59%
Undervotes:		0	0.00%	11	3.03%	11	3.03%
Overvotes:		0	0.00%	0	0.00%	0	0.00%
Invalid votes:		0	0.00%	5	1.38%	5	1.38%

**Representative in State Legislature 91st District - Democratic Party - Vote for not more than 1**

Choice	Party	Absentee Voting		Election Day Voting		Total	
Tanya Cabala		0	0.00%	248	67.95%	248	67.95%
Andy O'Riley		0	0.00%	105	28.77%	105	28.77%
Cast Votes:		0	0.00%	353	96.71%	353	96.71%
Undervotes:		0	0.00%	4	1.10%	4	1.10%
Overvotes:		0	0.00%	1	0.27%	1	0.27%
Invalid votes:		0	0.00%	7	1.92%	7	1.92%

**County Commissioner District 9 - Democratic Party - Vote for not more than 1**

Choice	Party	Absentee Voting		Election Day Voting		Total	
Andrew Heykoop		0	0.00%	109	29.78%	109	29.78%
Kenneth Mahoney		0	0.00%	231	63.11%	231	63.11%
Cast Votes:		0	0.00%	340	92.90%	340	92.90%
Undervotes:		0	0.00%	18	4.92%	18	4.92%
Overvotes:		0	0.00%	0	0.00%	0	0.00%
Invalid votes:		0	0.00%	8	2.19%	8	2.19%

**Precinct Results**

Election Night Reporting

Run Time 5:19 PM  
Run Date 08/10/2018**Muskegon County, Michigan**

Primary Election, Tuesday, August 7, 2018

8/7/2018

Page 500 of 502

**Official results**

Registered Voters

33693 of 125609 = 26.82 %

Precincts Reporting

67 of 67 = 100.00 %

**Whitehall City Precinct 1****Governor - Libertarian Party - Vote for not more than 1**

Choice	Party	Absentee Voting		Election Day Voting		Total	
Bill Gelineau		0	0.00%	3	60.00%	3	60.00%
John J. Tatar		0	0.00%	1	20.00%	1	20.00%
Cast Votes:		0	0.00%	4	80.00%	4	80.00%
Undervotes:		0	0.00%	0	0.00%	0	0.00%
Overvotes:		0	0.00%	0	0.00%	0	0.00%
Invalid votes:		0	0.00%	1	20.00%	1	20.00%

**United States Senator - Libertarian Party - Vote for not more than 1**

Choice	Party	Absentee Voting		Election Day Voting		Total	
Tim Yow (W)		0	0.00%	0	0.00%	0	0.00%
Cast Votes:		0	0.00%	0	0.00%	0	0.00%
Undervotes:		0	0.00%	4	100.00%	4	100.00%
Overvotes:		0	0.00%	0	0.00%	0	0.00%
Invalid votes:		0	0.00%	0	0.00%	0	0.00%

**Representative in Congress - Libertarian Party - Vote for not more than 1**

Choice	Party	Absentee Voting		Election Day Voting		Total	
Cast Votes:		0	0.00%	0	0.00%	0	0.00%
Undervotes:		0	0.00%	4	100.00%	4	100.00%
Overvotes:		0	0.00%	0	0.00%	0	0.00%
Invalid votes:		0	0.00%	0	0.00%	0	0.00%

**Precinct Results**

Election Night Reporting

Run Time 5:19 PM  
Run Date 08/10/2018

**Muskegon County, Michigan**

Primary Election, Tuesday, August 7, 2018

8/7/2018

Page 501 of 502

**Official results**

Registered Voters  
33693 of 125609 = 26.82 %

Precincts Reporting  
67 of 67 = 100.00 %

**Whitehall City Precinct 1**

**State Senator - Libertarian Party - Vote for not more than 1**

Choice	Party	Absentee Voting		Election Day Voting		Total	
Max Riekse		0	0.00%	4	80.00%	4	80.00%
	Cast Votes:	0	0.00%	4	80.00%	4	80.00%
	Undervotes:	0	0.00%	0	0.00%	0	0.00%
	Overvotes:	0	0.00%	0	0.00%	0	0.00%
	Invalid votes:	0	0.00%	1	20.00%	1	20.00%

**Representative in State Legislature 91st District - Libertarian Party - Vote for not more than 1**

Choice	Party	Absentee Voting		Election Day Voting		Total	
	Cast Votes:	0	0.00%	0	0.00%	0	0.00%
	Undervotes:	0	0.00%	4	100.00%	4	100.00%
	Overvotes:	0	0.00%	0	0.00%	0	0.00%
	Invalid votes:	0	0.00%	0	0.00%	0	0.00%

**County Commissioner District 9 - Libertarian Party - Vote for not more than 1**

Choice	Party	Absentee Voting		Election Day Voting		Total	
	Cast Votes:	0	0.00%	0	0.00%	0	0.00%
	Undervotes:	0	0.00%	4	100.00%	4	100.00%
	Overvotes:	0	0.00%	0	0.00%	0	0.00%
	Invalid votes:	0	0.00%	0	0.00%	0	0.00%

**Precinct Results**

Election Night Reporting

Run Time 5:19 PM

Run Date 08/10/2018

**Muskegon County, Michigan**

Primary Election, Tuesday, August 7, 2018

8/7/2018

Page 250 of 502

**Official results**

Registered Voters

33693 of 125609 = 26.82 %

Precincts Reporting

67 of 67 = 100.00 %

**White River Township Precinct 1****Governor - Republican Party - Vote for not more than 1**

Choice	Party	Absentee Voting		Election Day Voting		Total	
Patrick Colbeck		0	0.00%	31	13.54%	31	13.54%
Brian Calley		0	0.00%	45	19.65%	45	19.65%
Jim Hines		0	0.00%	24	10.48%	24	10.48%
Bill Schuette		0	0.00%	125	54.59%	125	54.59%
Evan Space (W)		0	0.00%	0	0.00%	0	0.00%
Cast Votes:		0	0.00%	225	98.25%	225	98.25%
Undervotes:		0	0.00%	1	0.44%	1	0.44%
Overvotes:		0	0.00%	0	0.00%	0	0.00%
Invalid votes:		0	0.00%	3	1.31%	3	1.31%

**United States Senator - Republican Party - Vote for not more than 1**

Choice	Party	Absentee Voting		Election Day Voting		Total	
John James		0	0.00%	119	51.97%	119	51.97%
Sandy Pensler		0	0.00%	88	38.43%	88	38.43%
William F. White (W)		0	0.00%	0	0.00%	0	0.00%
Cast Votes:		0	0.00%	207	90.39%	207	90.39%
Undervotes:		0	0.00%	19	8.30%	19	8.30%
Overvotes:		0	0.00%	0	0.00%	0	0.00%
Invalid votes:		0	0.00%	3	1.31%	3	1.31%

**Representative in Congress - Republican Party - Vote for not more than 1**

Choice	Party	Absentee Voting		Election Day Voting		Total	
Bill Huizenga		0	0.00%	188	82.10%	188	82.10%
Cast Votes:		0	0.00%	188	82.10%	188	82.10%
Undervotes:		0	0.00%	38	16.59%	38	16.59%
Overvotes:		0	0.00%	0	0.00%	0	0.00%
Invalid votes:		0	0.00%	3	1.31%	3	1.31%

**Precinct Results**

Election Night Reporting

Run Time 5:19 PM

Run Date 08/10/2018

**Muskegon County, Michigan**

Primary Election, Tuesday, August 7, 2018

8/7/2018

Page 251 of 502

**Official results**

Registered Voters

33693 of 125609 = 26.82 %

Precincts Reporting

67 of 67 = 100.00 %

**White River Township Precinct 1****State Senator - Republican Party - Vote for not more than 1**

Choice	Party	Absentee Voting		Election Day Voting		Total	
Jon Bumstead		0	0.00%	45	19.65%	45	19.65%
Holly Hughes		0	0.00%	177	77.29%	177	77.29%
Cast Votes:		0	0.00%	222	96.94%	222	96.94%
Undervotes:		0	0.00%	4	1.75%	4	1.75%
Overvotes:		0	0.00%	0	0.00%	0	0.00%
Invalid votes:		0	0.00%	3	1.31%	3	1.31%

**Representative in State Legislature 91st District - Republican Party - Vote for not more than 1**

Choice	Party	Absentee Voting		Election Day Voting		Total	
Alan W. Jager		0	0.00%	39	17.03%	39	17.03%
Greg VanWoerkom		0	0.00%	157	68.56%	157	68.56%
Cast Votes:		0	0.00%	196	85.59%	196	85.59%
Undervotes:		0	0.00%	30	13.10%	30	13.10%
Overvotes:		0	0.00%	0	0.00%	0	0.00%
Invalid votes:		0	0.00%	3	1.31%	3	1.31%

**County Commissioner District 9 - Republican Party - Vote for not more than 1**

Choice	Party	Absentee Voting		Election Day Voting		Total	
Richard A. Holman		0	0.00%	78	34.51%	78	34.51%
Eric Rothoff		0	0.00%	88	38.94%	88	38.94%
Cast Votes:		0	0.00%	166	73.45%	166	73.45%
Undervotes:		0	0.00%	60	26.55%	60	26.55%
Overvotes:		0	0.00%	0	0.00%	0	0.00%
Invalid votes:		0	0.00%	0	0.00%	0	0.00%



**Precinct Results**

Election Night Reporting

Run Time 5:19 PM

Run Date 08/10/2018

**Muskegon County, Michigan**

Primary Election, Tuesday, August 7, 2018

8/7/2018

Page 252 of 502

**Official results**

Registered Voters

33693 of 125609 = 26.82 %

Precincts Reporting

67 of 67 = 100.00 %

**White River Township Precinct 1****Governor - Democratic Party - Vote for not more than 1**

Choice	Party	Absentee Voting		Election Day Voting		Total	
Gretchen Whitmer		0	0.00%	115	54.50%	115	54.50%
Abdul El-Sayed		0	0.00%	69	32.70%	69	32.70%
Shri Thanedar		0	0.00%	19	9.00%	19	9.00%
William Cobbs (W)		0	0.00%	0	0.00%	0	0.00%
Cast Votes:		0	0.00%	203	96.21%	203	96.21%
Undervotes:		0	0.00%	7	3.32%	7	3.32%
Overvotes:		0	0.00%	0	0.00%	0	0.00%
Invalid votes:		0	0.00%	1	0.47%	1	0.47%

**United States Senator - Democratic Party - Vote for not more than 1**

Choice	Party	Absentee Voting		Election Day Voting		Total	
Debbie Stabenow		0	0.00%	194	91.94%	194	91.94%
Cast Votes:		0	0.00%	194	91.94%	194	91.94%
Undervotes:		0	0.00%	16	7.58%	16	7.58%
Overvotes:		0	0.00%	0	0.00%	0	0.00%
Invalid votes:		0	0.00%	1	0.47%	1	0.47%

**Representative in Congress - Democratic Party - Vote for not more than 1**

Choice	Party	Absentee Voting		Election Day Voting		Total	
Rob Davidson		0	0.00%	182	86.26%	182	86.26%
Cast Votes:		0	0.00%	182	86.26%	182	86.26%
Undervotes:		0	0.00%	28	13.27%	28	13.27%
Overvotes:		0	0.00%	0	0.00%	0	0.00%
Invalid votes:		0	0.00%	1	0.47%	1	0.47%

**Precinct Results**

Election Night Reporting

Run Time 5:19 PM

Run Date 08/10/2018

**Muskegon County, Michigan**

Primary Election, Tuesday, August 7, 2018

8/7/2018

Page 253 of 502

**Official results**

Registered Voters

33693 of 125609 = 26.82 %

Precincts Reporting

67 of 67 = 100.00 %

**White River Township Precinct 1****State Senator - Democratic Party - Vote for not more than 1**

Choice	Party	Absentee Voting		Election Day Voting		Total	
Collene Lamonte		0	0.00%	148	69.81%	148	69.81%
Poppy Sias-Hernandez		0	0.00%	50	23.58%	50	23.58%
Cast Votes:		0	0.00%	198	93.40%	198	93.40%
Undervotes:		0	0.00%	12	5.66%	12	5.66%
Overvotes:		0	0.00%	0	0.00%	0	0.00%
Invalid votes:		0	0.00%	2	0.94%	2	0.94%

**Representative in State Legislature 91st District - Democratic Party - Vote for not more than 1**

Choice	Party	Absentee Voting		Election Day Voting		Total	
Tanya Cabala		0	0.00%	175	82.94%	175	82.94%
Andy O'Riley		0	0.00%	30	14.22%	30	14.22%
Cast Votes:		0	0.00%	205	97.16%	205	97.16%
Undervotes:		0	0.00%	5	2.37%	5	2.37%
Overvotes:		0	0.00%	0	0.00%	0	0.00%
Invalid votes:		0	0.00%	1	0.47%	1	0.47%

**County Commissioner District 9 - Democratic Party - Vote for not more than 1**

Choice	Party	Absentee Voting		Election Day Voting		Total	
Andrew Heykoop		0	0.00%	31	14.55%	31	14.55%
Kenneth Mahoney		0	0.00%	171	80.28%	171	80.28%
Cast Votes:		0	0.00%	202	94.84%	202	94.84%
Undervotes:		0	0.00%	8	3.76%	8	3.76%
Overvotes:		0	0.00%	0	0.00%	0	0.00%
Invalid votes:		0	0.00%	3	1.41%	3	1.41%



**Precinct Results**

Election Night Reporting

Run Time 5:19 PM

Run Date 08/10/2018

**Muskegon County, Michigan**

Primary Election, Tuesday, August 7, 2018

8/7/2018

Page 254 of 502

**Official results**

Registered Voters

33693 of 125609 = 26.82 %

Precincts Reporting

67 of 67 = 100.00 %

**White River Township Precinct 1****Governor - Libertarian Party - Vote for not more than 1**

Choice	Party	Absentee Voting		Election Day Voting		Total	
Bill Gelineau		0	0.00%	0	0.00%	0	0.00%
John J. Tatar		0	0.00%	1	100.00%	1	100.00%
Cast Votes:		0	0.00%	1	100.00%	1	100.00%
Undervotes:		0	0.00%	0	0.00%	0	0.00%
Overvotes:		0	0.00%	0	0.00%	0	0.00%
Invalid votes:		0	0.00%	0	0.00%	0	0.00%

**United States Senator - Libertarian Party - Vote for not more than 1**

Choice	Party	Absentee Voting		Election Day Voting		Total	
Tim Yow (W)		0	0.00%	0	0.00%	0	0.00%
Cast Votes:		0	0.00%	0	0.00%	0	0.00%
Undervotes:		0	0.00%	1	100.00%	1	100.00%
Overvotes:		0	0.00%	0	0.00%	0	0.00%
Invalid votes:		0	0.00%	0	0.00%	0	0.00%

**Representative in Congress - Libertarian Party - Vote for not more than 1**

Choice	Party	Absentee Voting		Election Day Voting		Total	
Cast Votes:		0	0.00%	0	0.00%	0	0.00%
Undervotes:		0	0.00%	1	100.00%	1	100.00%
Overvotes:		0	0.00%	0	0.00%	0	0.00%
Invalid votes:		0	0.00%	0	0.00%	0	0.00%

**Precinct Results**

Election Night Reporting

Run Time 5:19 PM

Run Date 08/10/2018

**Muskegon County, Michigan**

Primary Election, Tuesday, August 7, 2018

8/7/2018

Page 255 of 502

**Official results**

Registered Voters

33693 of 125609 = 26.82 %

Precincts Reporting

67 of 67 = 100.00 %

**White River Township Precinct 1****State Senator - Libertarian Party - Vote for not more than 1**

Choice	Party	Absentee Voting		Election Day Voting		Total	
Max Riekse		0	0.00%	1	100.00%	1	100.00%
Cast Votes:		0	0.00%	1	100.00%	1	100.00%
Undervotes:		0	0.00%	0	0.00%	0	0.00%
Overvotes:		0	0.00%	0	0.00%	0	0.00%
Invalid votes:		0	0.00%	0	0.00%	0	0.00%

**Representative in State Legislature 91st District - Libertarian Party - Vote for not more than 1**

Choice	Party	Absentee Voting		Election Day Voting		Total	
Cast Votes:		0	0.00%	0	0.00%	0	0.00%
Undervotes:		0	0.00%	1	100.00%	1	100.00%
Overvotes:		0	0.00%	0	0.00%	0	0.00%
Invalid votes:		0	0.00%	0	0.00%	0	0.00%

**County Commissioner District 9 - Libertarian Party - Vote for not more than 1**

Choice	Party	Absentee Voting		Election Day Voting		Total	
Cast Votes:		0	0.00%	0	0.00%	0	0.00%
Undervotes:		0	0.00%	1	100.00%	1	100.00%
Overvotes:		0	0.00%	0	0.00%	0	0.00%
Invalid votes:		0	0.00%	0	0.00%	0	0.00%

**Precinct Results**

Election Night Reporting

Run Time 5:19 PM

Run Date 08/10/2018

**Muskegon County, Michigan**

Primary Election, Tuesday, August 7, 2018

8/7/2018

Page 257 of 502

**Official results**

Registered Voters

33693 of 125609 = 26.82 %

Precincts Reporting

67 of 67 = 100.00 %

**Whitehall Township Precinct 1****Governor - Republican Party - Vote for not more than 1**

Choice	Party	Absentee Voting		Election Day Voting		Total	
Patrick Colbeck		0	0.00%	30	14.29%	30	14.29%
Brian Calley		0	0.00%	33	15.71%	33	15.71%
Jim Hines		0	0.00%	19	9.05%	19	9.05%
Bill Schuette		0	0.00%	123	58.57%	123	58.57%
Evan Space (W)		0	0.00%	0	0.00%	0	0.00%
Cast Votes:		0	0.00%	205	97.62%	205	97.62%
Undervotes:		0	0.00%	4	1.90%	4	1.90%
Overvotes:		0	0.00%	0	0.00%	0	0.00%
Invalid votes:		0	0.00%	1	0.48%	1	0.48%

**United States Senator - Republican Party - Vote for not more than 1**

Choice	Party	Absentee Voting		Election Day Voting		Total	
John James		0	0.00%	99	47.14%	99	47.14%
Sandy Pensler		0	0.00%	99	47.14%	99	47.14%
William F. White (W)		0	0.00%	0	0.00%	0	0.00%
Cast Votes:		0	0.00%	198	94.29%	198	94.29%
Undervotes:		0	0.00%	11	5.24%	11	5.24%
Overvotes:		0	0.00%	0	0.00%	0	0.00%
Invalid votes:		0	0.00%	1	0.48%	1	0.48%

**Representative in Congress - Republican Party - Vote for not more than 1**

Choice	Party	Absentee Voting		Election Day Voting		Total	
Bill Huizenga		0	0.00%	174	82.46%	174	82.46%
Cast Votes:		0	0.00%	174	82.46%	174	82.46%
Undervotes:		0	0.00%	35	16.59%	35	16.59%
Overvotes:		0	0.00%	0	0.00%	0	0.00%
Invalid votes:		0	0.00%	2	0.95%	2	0.95%

**Precinct Results**

Election Night Reporting

Run Time 5:19 PM

Run Date 08/10/2018

**Muskegon County, Michigan**

Primary Election, Tuesday, August 7, 2018

8/7/2018

Page 258 of 502

**Official results**

Registered Voters

33693 of 125609 = 26.82 %

Precincts Reporting

67 of 67 = 100.00 %

**Whitehall Township Precinct 1****State Senator - Republican Party - Vote for not more than 1**

Choice	Party	Absentee Voting		Election Day Voting		Total	
Jon Bumstead		0	0.00%	84	39.81%	84	39.81%
Holly Hughes		0	0.00%	120	56.87%	120	56.87%
Cast Votes:		0	0.00%	204	96.68%	204	96.68%
Undervotes:		0	0.00%	5	2.37%	5	2.37%
Overvotes:		0	0.00%	0	0.00%	0	0.00%
Invalid votes:		0	0.00%	2	0.95%	2	0.95%

**Representative in State Legislature 92nd District - Republican Party - Vote for not more than 1**

Choice	Party	Absentee Voting		Election Day Voting		Total	
Gail Eichorst		0	0.00%	157	74.41%	157	74.41%
Cast Votes:		0	0.00%	157	74.41%	157	74.41%
Undervotes:		0	0.00%	52	24.64%	52	24.64%
Overvotes:		0	0.00%	0	0.00%	0	0.00%
Invalid votes:		0	0.00%	2	0.95%	2	0.95%

**County Commissioner District 9 - Republican Party - Vote for not more than 1**

Choice	Party	Absentee Voting		Election Day Voting		Total	
Richard A. Holman		0	0.00%	97	45.97%	97	45.97%
Eric Rothoff		0	0.00%	73	34.60%	73	34.60%
Cast Votes:		0	0.00%	170	80.57%	170	80.57%
Undervotes:		0	0.00%	39	18.48%	39	18.48%
Overvotes:		0	0.00%	0	0.00%	0	0.00%
Invalid votes:		0	0.00%	2	0.95%	2	0.95%

**Precinct Results**

Election Night Reporting

Run Time 5:19 PM

Run Date 08/10/2018

**Muskegon County, Michigan**

Primary Election, Tuesday, August 7, 2018

8/7/2018

Page 259 of 502

**Official results**

Registered Voters

33693 of 125609 = 26.82 %

Precincts Reporting

67 of 67 = 100.00 %

**Whitehall Township Precinct 1****Governor - Democratic Party - Vote for not more than 1**

Choice	Party	Absentee Voting		Election Day Voting		Total	
Gretchen Whitmer		0	0.00%	100	49.50%	100	49.50%
Abdul El-Sayed		0	0.00%	44	21.78%	44	21.78%
Shri Thanedar		0	0.00%	51	25.25%	51	25.25%
William Cobbs (W)		0	0.00%	0	0.00%	0	0.00%
Cast Votes:		0	0.00%	195	96.53%	195	96.53%
Undervotes:		0	0.00%	2	0.99%	2	0.99%
Overvotes:		0	0.00%	0	0.00%	0	0.00%
Invalid votes:		0	0.00%	5	2.48%	5	2.48%

**United States Senator - Democratic Party - Vote for not more than 1**

Choice	Party	Absentee Voting		Election Day Voting		Total	
Debbie Stabenow		0	0.00%	185	91.58%	185	91.58%
Cast Votes:		0	0.00%	185	91.58%	185	91.58%
Undervotes:		0	0.00%	12	5.94%	12	5.94%
Overvotes:		0	0.00%	0	0.00%	0	0.00%
Invalid votes:		0	0.00%	5	2.48%	5	2.48%

**Representative in Congress - Democratic Party - Vote for not more than 1**

Choice	Party	Absentee Voting		Election Day Voting		Total	
Rob Davidson		0	0.00%	173	85.64%	173	85.64%
Cast Votes:		0	0.00%	173	85.64%	173	85.64%
Undervotes:		0	0.00%	24	11.88%	24	11.88%
Overvotes:		0	0.00%	0	0.00%	0	0.00%
Invalid votes:		0	0.00%	5	2.48%	5	2.48%



**Precinct Results**

Election Night Reporting

Run Time 5:19 PM

Run Date 08/10/2018

**Muskegon County, Michigan**

Primary Election, Tuesday, August 7, 2018

8/7/2018

Page 260 of 502

**Official results**

Registered Voters

33693 of 125609 = 26.82 %

Precincts Reporting

67 of 67 = 100.00 %

**Whitehall Township Precinct 1****State Senator - Democratic Party - Vote for not more than 1**

Choice	Party	Absentee Voting		Election Day Voting		Total	
Collene Lamonte		0	0.00%	101	49.75%	101	49.75%
Poppy Sias-Hernandez		0	0.00%	90	44.33%	90	44.33%
	Cast Votes:	0	0.00%	191	94.09%	191	94.09%
	Undervotes:	0	0.00%	6	2.96%	6	2.96%
	Overvotes:	0	0.00%	0	0.00%	0	0.00%
	Invalid votes:	0	0.00%	6	2.96%	6	2.96%

**Representative in State Legislature 92nd District - Democratic Party - Vote for not more than 1**

Choice	Party	Absentee Voting		Election Day Voting		Total	
Terry J. Sabo		0	0.00%	176	87.13%	176	87.13%
	Cast Votes:	0	0.00%	176	87.13%	176	87.13%
	Undervotes:	0	0.00%	21	10.40%	21	10.40%
	Overvotes:	0	0.00%	0	0.00%	0	0.00%
	Invalid votes:	0	0.00%	5	2.48%	5	2.48%

**County Commissioner District 9 - Democratic Party - Vote for not more than 1**

Choice	Party	Absentee Voting		Election Day Voting		Total	
Andrew Heykoop		0	0.00%	65	32.02%	65	32.02%
Kenneth Mahoney		0	0.00%	126	62.07%	126	62.07%
	Cast Votes:	0	0.00%	191	94.09%	191	94.09%
	Undervotes:	0	0.00%	6	2.96%	6	2.96%
	Overvotes:	0	0.00%	0	0.00%	0	0.00%
	Invalid votes:	0	0.00%	6	2.96%	6	2.96%

**Precinct Results**

Election Night Reporting

Run Time 5:19 PM

Run Date 08/10/2018

**Muskegon County, Michigan**

Primary Election, Tuesday, August 7, 2018

8/7/2018

Page 261 of 502

**Official results**

Registered Voters

33693 of 125609 = 26.82 %

Precincts Reporting

67 of 67 = 100.00 %

**Whitehall Township Precinct 1****Governor - Libertarian Party - Vote for not more than 1**

Choice	Party	Absentee Voting		Election Day Voting		Total	
Bill Gelineau		0	0.00%	0	0.00%	0	0.00%
John J. Tatar		0	0.00%	0	0.00%	0	0.00%
Cast Votes:		0	0.00%	0	0.00%	0	0.00%
Undervotes:		0	0.00%	0	0.00%	0	0.00%
Overvotes:		0	0.00%	0	0.00%	0	0.00%
Invalid votes:		0	0.00%	0	0.00%	0	0.00%

**United States Senator - Libertarian Party - Vote for not more than 1**

Choice	Party	Absentee Voting		Election Day Voting		Total	
Tim Yow (W)		0	0.00%	0	0.00%	0	0.00%
Cast Votes:		0	0.00%	0	0.00%	0	0.00%
Undervotes:		0	0.00%	0	0.00%	0	0.00%
Overvotes:		0	0.00%	0	0.00%	0	0.00%
Invalid votes:		0	0.00%	0	0.00%	0	0.00%

**Representative in Congress - Libertarian Party - Vote for not more than 1**

Choice	Party	Absentee Voting		Election Day Voting		Total	
Cast Votes:		0	0.00%	0	0.00%	0	0.00%
Undervotes:		0	0.00%	0	0.00%	0	0.00%
Overvotes:		0	0.00%	0	0.00%	0	0.00%
Invalid votes:		0	0.00%	0	0.00%	0	0.00%

**Precinct Results**

Election Night Reporting

Run Time 5:19 PM

Run Date 08/10/2018

**Muskegon County, Michigan**

Primary Election, Tuesday, August 7, 2018

8/7/2018

Page 262 of 502

**Official results**

Registered Voters

33693 of 125609 = 26.82 %

Precincts Reporting

67 of 67 = 100.00 %

**Whitehall Township Precinct 1****State Senator - Libertarian Party - Vote for not more than 1**

Choice	Party	Absentee Voting		Election Day Voting		Total	
Max Riekse		0	0.00%	0	0.00%	0	0.00%
	Cast Votes:	0	0.00%	0	0.00%	0	0.00%
	Undervotes:	0	0.00%	0	0.00%	0	0.00%
	Overvotes:	0	0.00%	0	0.00%	0	0.00%
	Invalid votes:	0	0.00%	1	100.00%	1	100.00%

**Representative in State Legislature 92nd District - Libertarian Party - Vote for not more than 1**

Choice	Party	Absentee Voting		Election Day Voting		Total	
	Cast Votes:	0	0.00%	0	0.00%	0	0.00%
	Undervotes:	0	0.00%	0	0.00%	0	0.00%
	Overvotes:	0	0.00%	0	0.00%	0	0.00%
	Invalid votes:	0	0.00%	0	0.00%	0	0.00%

**County Commissioner District 9 - Libertarian Party - Vote for not more than 1**

Choice	Party	Absentee Voting		Election Day Voting		Total	
	Cast Votes:	0	0.00%	0	0.00%	0	0.00%
	Undervotes:	0	0.00%	0	0.00%	0	0.00%
	Overvotes:	0	0.00%	0	0.00%	0	0.00%
	Invalid votes:	0	0.00%	0	0.00%	0	0.00%



**Precinct Results**

Election Night Reporting

Run Time 5:19 PM

Run Date 08/10/2018

**Muskegon County, Michigan**

Primary Election, Tuesday, August 7, 2018

8/7/2018

Page 264 of 502

**Official results**

Registered Voters

33693 of 125609 = 26.82 %

Precincts Reporting

67 of 67 = 100.00 %

**Montague City Precinct 1****Governor - Republican Party - Vote for not more than 1**

Choice	Party	Absentee Voting		Election Day Voting		Total	
Patrick Colbeck		0	0.00%	41	13.85%	41	13.85%
Brian Calley		0	0.00%	61	20.61%	61	20.61%
Jim Hines		0	0.00%	17	5.74%	17	5.74%
Bill Schuette		0	0.00%	157	53.04%	157	53.04%
Evan Space (W)		0	0.00%	0	0.00%	0	0.00%
Cast Votes:		0	0.00%	276	93.24%	276	93.24%
Undervotes:		0	0.00%	8	2.70%	8	2.70%
Overvotes:		0	0.00%	2	0.68%	2	0.68%
Invalid votes:		0	0.00%	10	3.38%	10	3.38%

**United States Senator - Republican Party - Vote for not more than 1**

Choice	Party	Absentee Voting		Election Day Voting		Total	
John James		0	0.00%	151	51.36%	151	51.36%
Sandy Pensler		0	0.00%	121	41.16%	121	41.16%
William F. White (W)		0	0.00%	0	0.00%	0	0.00%
Cast Votes:		0	0.00%	272	92.52%	272	92.52%
Undervotes:		0	0.00%	13	4.42%	13	4.42%
Overvotes:		0	0.00%	1	0.34%	1	0.34%
Invalid votes:		0	0.00%	8	2.72%	8	2.72%

**Representative in Congress - Republican Party - Vote for not more than 1**

Choice	Party	Absentee Voting		Election Day Voting		Total	
Bill Huizenga		0	0.00%	254	86.10%	254	86.10%
Cast Votes:		0	0.00%	254	86.10%	254	86.10%
Undervotes:		0	0.00%	32	10.85%	32	10.85%
Overvotes:		0	0.00%	0	0.00%	0	0.00%
Invalid votes:		0	0.00%	9	3.05%	9	3.05%

**Precinct Results**

Election Night Reporting

Run Time 5:19 PM

Run Date 08/10/2018

**Muskegon County, Michigan**

Primary Election, Tuesday, August 7, 2018

8/7/2018

Page 265 of 502

**Official results**

Registered Voters

33693 of 125609 = 26.82 %

Precincts Reporting

67 of 67 = 100.00 %

**Montague City Precinct 1****State Senator - Republican Party - Vote for not more than 1**

Choice	Party	Absentee Voting		Election Day Voting		Total	
Jon Bumstead		0	0.00%	79	26.51%	79	26.51%
Holly Hughes		0	0.00%	201	67.45%	201	67.45%
Cast Votes:		0	0.00%	280	93.96%	280	93.96%
Undervotes:		0	0.00%	5	1.68%	5	1.68%
Overvotes:		0	0.00%	1	0.34%	1	0.34%
Invalid votes:		0	0.00%	12	4.03%	12	4.03%

**Representative in State Legislature 91st District - Republican Party - Vote for not more than 1**

Choice	Party	Absentee Voting		Election Day Voting		Total	
Alan W. Jager		0	0.00%	59	20.00%	59	20.00%
Greg VanWoerkom		0	0.00%	199	67.46%	199	67.46%
Cast Votes:		0	0.00%	258	87.46%	258	87.46%
Undervotes:		0	0.00%	27	9.15%	27	9.15%
Overvotes:		0	0.00%	1	0.34%	1	0.34%
Invalid votes:		0	0.00%	9	3.05%	9	3.05%

**County Commissioner District 9 - Republican Party - Vote for not more than 1**

Choice	Party	Absentee Voting		Election Day Voting		Total	
Richard A. Holman		0	0.00%	102	35.05%	102	35.05%
Eric Rothoff		0	0.00%	119	40.89%	119	40.89%
Cast Votes:		0	0.00%	221	75.95%	221	75.95%
Undervotes:		0	0.00%	64	21.99%	64	21.99%
Overvotes:		0	0.00%	1	0.34%	1	0.34%
Invalid votes:		0	0.00%	5	1.72%	5	1.72%

**Precinct Results**

Election Night Reporting

Run Time 5:19 PM

Run Date 08/10/2018

**Muskegon County, Michigan**

Primary Election, Tuesday, August 7, 2018

8/7/2018

Page 266 of 502

**Official results**

Registered Voters

33693 of 125609 = 26.82 %

Precincts Reporting

67 of 67 = 100.00 %

**Montague City Precinct 1****Governor - Democratic Party - Vote for not more than 1**

Choice	Party	Absentee Voting		Election Day Voting		Total	
Gretchen Whitmer		0	0.00%	168	56.19%	168	56.19%
Abdul El-Sayed		0	0.00%	71	23.75%	71	23.75%
Shri Thanedar		0	0.00%	53	17.73%	53	17.73%
William Cobbs (W)		0	0.00%	0	0.00%	0	0.00%
Cast Votes:		0	0.00%	292	97.66%	292	97.66%
Undervotes:		0	0.00%	2	0.67%	2	0.67%
Overvotes:		0	0.00%	0	0.00%	0	0.00%
Invalid votes:		0	0.00%	5	1.67%	5	1.67%

**United States Senator - Democratic Party - Vote for not more than 1**

Choice	Party	Absentee Voting		Election Day Voting		Total	
Debbie Stabenow		0	0.00%	273	91.30%	273	91.30%
Cast Votes:		0	0.00%	273	91.30%	273	91.30%
Undervotes:		0	0.00%	20	6.69%	20	6.69%
Overvotes:		0	0.00%	1	0.33%	1	0.33%
Invalid votes:		0	0.00%	5	1.67%	5	1.67%

**Representative in Congress - Democratic Party - Vote for not more than 1**

Choice	Party	Absentee Voting		Election Day Voting		Total	
Rob Davidson		0	0.00%	258	87.16%	258	87.16%
Cast Votes:		0	0.00%	258	87.16%	258	87.16%
Undervotes:		0	0.00%	36	12.16%	36	12.16%
Overvotes:		0	0.00%	0	0.00%	0	0.00%
Invalid votes:		0	0.00%	2	0.68%	2	0.68%

**Precinct Results**

Election Night Reporting

Run Time 5:19 PM

Run Date 08/10/2018

**Muskegon County, Michigan**

Primary Election, Tuesday, August 7, 2018

8/7/2018

Page 267 of 502

**Official results**

Registered Voters

33693 of 125609 = 26.82 %

Precincts Reporting

67 of 67 = 100.00 %

**Montague City Precinct 1****State Senator - Democratic Party - Vote for not more than 1**

Choice	Party	Absentee Voting		Election Day Voting		Total	
Collene Lamonte		0	0.00%	162	54.18%	162	54.18%
Poppy Sias-Hernandez		0	0.00%	128	42.81%	128	42.81%
Cast Votes:		0	0.00%	290	96.99%	290	96.99%
Undervotes:		0	0.00%	4	1.34%	4	1.34%
Overvotes:		0	0.00%	0	0.00%	0	0.00%
Invalid votes:		0	0.00%	5	1.67%	5	1.67%

**Representative in State Legislature 91st District - Democratic Party - Vote for not more than 1**

Choice	Party	Absentee Voting		Election Day Voting		Total	
Tanya Cabala		0	0.00%	228	76.00%	228	76.00%
Andy O'Riley		0	0.00%	63	21.00%	63	21.00%
Cast Votes:		0	0.00%	291	97.00%	291	97.00%
Undervotes:		0	0.00%	3	1.00%	3	1.00%
Overvotes:		0	0.00%	0	0.00%	0	0.00%
Invalid votes:		0	0.00%	6	2.00%	6	2.00%

**County Commissioner District 9 - Democratic Party - Vote for not more than 1**

Choice	Party	Absentee Voting		Election Day Voting		Total	
Andrew Heykoop		0	0.00%	64	21.05%	64	21.05%
Kenneth Mahoney		0	0.00%	225	74.01%	225	74.01%
Cast Votes:		0	0.00%	289	95.07%	289	95.07%
Undervotes:		0	0.00%	5	1.64%	5	1.64%
Overvotes:		0	0.00%	0	0.00%	0	0.00%
Invalid votes:		0	0.00%	10	3.29%	10	3.29%

**Precinct Results**

Election Night Reporting

Run Time 5:19 PM

Run Date 08/10/2018

**Muskegon County, Michigan**

Primary Election, Tuesday, August 7, 2018

8/7/2018

Page 268 of 502

**Official results**

Registered Voters

33693 of 125609 = 26.82 %

Precincts Reporting

67 of 67 = 100.00 %

**Montague City Precinct 1****Governor - Libertarian Party - Vote for not more than 1**

Choice	Party	Absentee Voting		Election Day Voting		Total	
Bill Gelineau		0	0.00%	2	100.00%	2	100.00%
John J. Tatar		0	0.00%	0	0.00%	0	0.00%
Cast Votes:		0	0.00%	2	100.00%	2	100.00%
Undervotes:		0	0.00%	0	0.00%	0	0.00%
Overvotes:		0	0.00%	0	0.00%	0	0.00%
Invalid votes:		0	0.00%	0	0.00%	0	0.00%

**United States Senator - Libertarian Party - Vote for not more than 1**

Choice	Party	Absentee Voting		Election Day Voting		Total	
Tim Yow (W)		0	0.00%	0	0.00%	0	0.00%
Cast Votes:		0	0.00%	0	0.00%	0	0.00%
Undervotes:		0	0.00%	2	100.00%	2	100.00%
Overvotes:		0	0.00%	0	0.00%	0	0.00%
Invalid votes:		0	0.00%	0	0.00%	0	0.00%

**Representative in Congress - Libertarian Party - Vote for not more than 1**

Choice	Party	Absentee Voting		Election Day Voting		Total	
Cast Votes:		0	0.00%	0	0.00%	0	0.00%
Undervotes:		0	0.00%	2	100.00%	2	100.00%
Overvotes:		0	0.00%	0	0.00%	0	0.00%
Invalid votes:		0	0.00%	0	0.00%	0	0.00%

**Precinct Results**

Election Night Reporting

Run Time 5:19 PM

Run Date 08/10/2018

**Muskegon County, Michigan**

Primary Election, Tuesday, August 7, 2018

8/7/2018

Page 269 of 502

**Official results**

Registered Voters

33693 of 125609 = 26.82 %

Precincts Reporting

67 of 67 = 100.00 %

**Montague City Precinct 1****State Senator - Libertarian Party - Vote for not more than 1**

Choice	Party	Absentee Voting		Election Day Voting		Total	
Max Riekse		0	0.00%	2	100.00%	2	100.00%
Cast Votes:		0	0.00%	2	100.00%	2	100.00%
Undervotes:		0	0.00%	0	0.00%	0	0.00%
Overvotes:		0	0.00%	0	0.00%	0	0.00%
Invalid votes:		0	0.00%	0	0.00%	0	0.00%

**Representative in State Legislature 91st District - Libertarian Party - Vote for not more than 1**

Choice	Party	Absentee Voting		Election Day Voting		Total	
Cast Votes:		0	0.00%	0	0.00%	0	0.00%
Undervotes:		0	0.00%	2	100.00%	2	100.00%
Overvotes:		0	0.00%	0	0.00%	0	0.00%
Invalid votes:		0	0.00%	0	0.00%	0	0.00%

**County Commissioner District 9 - Libertarian Party - Vote for not more than 1**

Choice	Party	Absentee Voting		Election Day Voting		Total	
Cast Votes:		0	0.00%	0	0.00%	0	0.00%
Undervotes:		0	0.00%	2	100.00%	2	100.00%
Overvotes:		0	0.00%	0	0.00%	0	0.00%
Invalid votes:		0	0.00%	0	0.00%	0	0.00%



**Precinct Results**

Election Night Reporting

Run Time 5:19 PM

Run Date 08/10/2018

**Muskegon County, Michigan**

Primary Election, Tuesday, August 7, 2018

8/7/2018

Page 271 of 502

**Official results**

Registered Voters

33693 of 125609 = 26.82 %

Precincts Reporting

67 of 67 = 100.00 %

**Muskegon City Precinct 1****Governor - Republican Party - Vote for not more than 1**

Choice	Party	Absentee Voting		Election Day Voting		Total	
Patrick Colbeck		5	22.73%	7	25.93%	12	24.49%
Brian Calley		0	0.00%	5	18.52%	5	10.20%
Jim Hines		4	18.18%	3	11.11%	7	14.29%
Bill Schuette		11	50.00%	12	44.44%	23	46.94%
Evan Space (W)		0	0.00%	0	0.00%	0	0.00%
Cast Votes:		20	90.91%	27	100.00%	47	95.92%
Undervotes:		0	0.00%	0	0.00%	0	0.00%
Overvotes:		0	0.00%	0	0.00%	0	0.00%
Invalid votes:		2	9.09%	0	0.00%	2	4.08%

**United States Senator - Republican Party - Vote for not more than 1**

Choice	Party	Absentee Voting		Election Day Voting		Total	
John James		10	40.00%	17	62.96%	27	51.92%
Sandy Pensler		8	32.00%	10	37.04%	18	34.62%
William F. White (W)		0	0.00%	0	0.00%	0	0.00%
Cast Votes:		18	72.00%	27	100.00%	45	86.54%
Undervotes:		2	8.00%	0	0.00%	2	3.85%
Overvotes:		0	0.00%	0	0.00%	0	0.00%
Invalid votes:		5	20.00%	0	0.00%	5	9.62%

**Representative in Congress - Republican Party - Vote for not more than 1**

Choice	Party	Absentee Voting		Election Day Voting		Total	
Bill Huizenga		18	72.00%	25	92.59%	43	82.69%
Cast Votes:		18	72.00%	25	92.59%	43	82.69%
Undervotes:		2	8.00%	2	7.41%	4	7.69%
Overvotes:		0	0.00%	0	0.00%	0	0.00%
Invalid votes:		5	20.00%	0	0.00%	5	9.62%

**Precinct Results**

Election Night Reporting

Run Time 5:19 PM

Run Date 08/10/2018

**Muskegon County, Michigan**

Primary Election, Tuesday, August 7, 2018

8/7/2018

Page 272 of 502

**Official results**

Registered Voters

33693 of 125609 = 26.82 %

Precincts Reporting

67 of 67 = 100.00 %

**Muskegon City Precinct 1****State Senator - Republican Party - Vote for not more than 1**

Choice	Party	Absentee Voting		Election Day Voting		Total	
Jon Bumstead		12	48.00%	12	44.44%	24	46.15%
Holly Hughes		8	32.00%	14	51.85%	22	42.31%
Cast Votes:		20	80.00%	26	96.30%	46	88.46%
Undervotes:		0	0.00%	1	3.70%	1	1.92%
Overvotes:		0	0.00%	0	0.00%	0	0.00%
Invalid votes:		5	20.00%	0	0.00%	5	9.62%

**Representative in State Legislature 92nd District - Republican Party - Vote for not more than 1**

Choice	Party	Absentee Voting		Election Day Voting		Total	
Gail Eichorst		18	72.00%	24	88.89%	42	80.77%
Cast Votes:		18	72.00%	24	88.89%	42	80.77%
Undervotes:		2	8.00%	3	11.11%	5	9.62%
Overvotes:		0	0.00%	0	0.00%	0	0.00%
Invalid votes:		5	20.00%	0	0.00%	5	9.62%

**County Commissioner District 6 - Republican Party - Vote for not more than 1**

Choice	Party	Absentee Voting		Election Day Voting		Total	
Cast Votes:		0	0.00%	0	0.00%	0	0.00%
Undervotes:		20	100.00%	27	100.00%	47	100.00%
Overvotes:		0	0.00%	0	0.00%	0	0.00%
Invalid votes:		0	0.00%	0	0.00%	0	0.00%



**Precinct Results**

Election Night Reporting

Run Time 5:19 PM

Run Date 08/10/2018

**Muskegon County, Michigan**

Primary Election, Tuesday, August 7, 2018

8/7/2018

Page 273 of 502

**Official results**

Registered Voters

33693 of 125609 = 26.82 %

Precincts Reporting

67 of 67 = 100.00 %

**Muskegon City Precinct 1****Governor - Democratic Party - Vote for not more than 1**

Choice	Party	Absentee Voting		Election Day Voting		Total	
Gretchen Whitmer		24	36.36%	44	32.35%	68	33.66%
Abdul El-Sayed		6	9.09%	29	21.32%	35	17.33%
Shri Thanedar		30	45.45%	61	44.85%	91	45.05%
William Cobbs (W)		0	0.00%	1	0.74%	1	0.50%
Cast Votes:		60	90.91%	135	99.26%	195	96.53%
Undervotes:		1	1.52%	1	0.74%	2	0.99%
Overvotes:		0	0.00%	0	0.00%	0	0.00%
Invalid votes:		5	7.58%	0	0.00%	5	2.48%

**United States Senator - Democratic Party - Vote for not more than 1**

Choice	Party	Absentee Voting		Election Day Voting		Total	
Debbie Stabenow		59	89.39%	120	88.24%	179	88.61%
Cast Votes:		59	89.39%	120	88.24%	179	88.61%
Undervotes:		2	3.03%	16	11.76%	18	8.91%
Overvotes:		0	0.00%	0	0.00%	0	0.00%
Invalid votes:		5	7.58%	0	0.00%	5	2.48%

**Representative in Congress - Democratic Party - Vote for not more than 1**

Choice	Party	Absentee Voting		Election Day Voting		Total	
Rob Davidson		53	80.30%	110	80.88%	163	80.69%
Cast Votes:		53	80.30%	110	80.88%	163	80.69%
Undervotes:		8	12.12%	26	19.12%	34	16.83%
Overvotes:		0	0.00%	0	0.00%	0	0.00%
Invalid votes:		5	7.58%	0	0.00%	5	2.48%

**Precinct Results**

Election Night Reporting

Run Time 5:19 PM

Run Date 08/10/2018

**Muskegon County, Michigan**

Primary Election, Tuesday, August 7, 2018

8/7/2018

Page 274 of 502

**Official results**

Registered Voters

33693 of 125609 = 26.82 %

Precincts Reporting

67 of 67 = 100.00 %

**Muskegon City Precinct 1****State Senator - Democratic Party - Vote for not more than 1**

Choice	Party	Absentee Voting		Election Day Voting		Total	
Collene Lamonte		33	50.00%	53	38.97%	86	42.57%
Poppy Sias-Hernandez		25	37.88%	75	55.15%	100	49.50%
Cast Votes:		58	87.88%	128	94.12%	186	92.08%
Undervotes:		3	4.55%	8	5.88%	11	5.45%
Overvotes:		0	0.00%	0	0.00%	0	0.00%
Invalid votes:		5	7.58%	0	0.00%	5	2.48%

**Representative in State Legislature 92nd District - Democratic Party - Vote for not more than 1**

Choice	Party	Absentee Voting		Election Day Voting		Total	
Terry J. Sabo		56	84.85%	111	81.62%	167	82.67%
Cast Votes:		56	84.85%	111	81.62%	167	82.67%
Undervotes:		5	7.58%	25	18.38%	30	14.85%
Overvotes:		0	0.00%	0	0.00%	0	0.00%
Invalid votes:		5	7.58%	0	0.00%	5	2.48%

**County Commissioner District 6 - Democratic Party - Vote for not more than 1**

Choice	Party	Absentee Voting		Election Day Voting		Total	
Charles Nash		55	83.33%	115	84.56%	170	84.16%
Cast Votes:		55	83.33%	115	84.56%	170	84.16%
Undervotes:		6	9.09%	21	15.44%	27	13.37%
Overvotes:		0	0.00%	0	0.00%	0	0.00%
Invalid votes:		5	7.58%	0	0.00%	5	2.48%

**Precinct Results**

Election Night Reporting

Run Time 5:19 PM

Run Date 08/10/2018

**Muskegon County, Michigan**

Primary Election, Tuesday, August 7, 2018

8/7/2018

Page 275 of 502

**Official results**

Registered Voters

33693 of 125609 = 26.82 %

Precincts Reporting

67 of 67 = 100.00 %

**Muskegon City Precinct 1****Governor - Libertarian Party - Vote for not more than 1**

Choice	Party	Absentee Voting		Election Day Voting		Total	
Bill Gelineau		0	0.00%	0	0.00%	0	0.00%
John J. Tatar		0	0.00%	0	0.00%	0	0.00%
	Cast Votes:	0	0.00%	0	0.00%	0	0.00%
	Undervotes:	0	0.00%	0	0.00%	0	0.00%
	Overvotes:	0	0.00%	0	0.00%	0	0.00%
	Invalid votes:	2	100.00%	0	0.00%	2	100.00%

**United States Senator - Libertarian Party - Vote for not more than 1**

Choice	Party	Absentee Voting		Election Day Voting		Total	
Tim Yow (W)		0	0.00%	0	0.00%	0	0.00%
	Cast Votes:	0	0.00%	0	0.00%	0	0.00%
	Undervotes:	0	0.00%	0	0.00%	0	0.00%
	Overvotes:	0	0.00%	0	0.00%	0	0.00%
	Invalid votes:	0	0.00%	0	0.00%	0	0.00%

**Representative in Congress - Libertarian Party - Vote for not more than 1**

Choice	Party	Absentee Voting		Election Day Voting		Total	
	Cast Votes:	0	0.00%	0	0.00%	0	0.00%
	Undervotes:	0	0.00%	0	0.00%	0	0.00%
	Overvotes:	0	0.00%	0	0.00%	0	0.00%
	Invalid votes:	0	0.00%	0	0.00%	0	0.00%

**Precinct Results**

Election Night Reporting

Run Time 5:19 PM

Run Date 08/10/2018

**Muskegon County, Michigan**

Primary Election, Tuesday, August 7, 2018

8/7/2018

Page 276 of 502

**Official results**

Registered Voters

33693 of 125609 = 26.82 %

Precincts Reporting

67 of 67 = 100.00 %

**Muskegon City Precinct 1****State Senator - Libertarian Party - Vote for not more than 1**

Choice	Party	Absentee Voting		Election Day Voting		Total	
Max Riekse		0	0.00%	0	0.00%	0	0.00%
	Cast Votes:	0	0.00%	0	0.00%	0	0.00%
	Undervotes:	0	0.00%	0	0.00%	0	0.00%
	Overvotes:	0	0.00%	0	0.00%	0	0.00%
	Invalid votes:	2	100.00%	0	0.00%	2	100.00%

**Representative in State Legislature 92nd District - Libertarian Party - Vote for not more than 1**

Choice	Party	Absentee Voting		Election Day Voting		Total	
	Cast Votes:	0	0.00%	0	0.00%	0	0.00%
	Undervotes:	0	0.00%	0	0.00%	0	0.00%
	Overvotes:	0	0.00%	0	0.00%	0	0.00%
	Invalid votes:	0	0.00%	0	0.00%	0	0.00%

**County Commissioner District 6 - Libertarian Party - Vote for not more than 1**

Choice	Party	Absentee Voting		Election Day Voting		Total	
	Cast Votes:	0	0.00%	0	0.00%	0	0.00%
	Undervotes:	0	0.00%	0	0.00%	0	0.00%
	Overvotes:	0	0.00%	0	0.00%	0	0.00%
	Invalid votes:	0	0.00%	0	0.00%	0	0.00%

**Precinct Results**

Election Night Reporting

Run Time 5:19 PM

Run Date 08/10/2018

**Muskegon County, Michigan**

Primary Election, Tuesday, August 7, 2018

8/7/2018

Page 278 of 502

**Official results**

Registered Voters

33693 of 125609 = 26.82 %

Precincts Reporting

67 of 67 = 100.00 %

**Muskegon City Precinct 2****Governor - Republican Party - Vote for not more than 1**

Choice	Party	Absentee Voting		Election Day Voting		Total	
Patrick Colbeck		0	0.00%	2	8.00%	2	5.00%
Brian Calley		3	20.00%	6	24.00%	9	22.50%
Jim Hines		0	0.00%	0	0.00%	0	0.00%
Bill Schuette		10	66.67%	16	64.00%	26	65.00%
Evan Space (W)		0	0.00%	0	0.00%	0	0.00%
Cast Votes:		13	86.67%	24	96.00%	37	92.50%
Undervotes:		0	0.00%	0	0.00%	0	0.00%
Overvotes:		0	0.00%	0	0.00%	0	0.00%
Invalid votes:		2	13.33%	1	4.00%	3	7.50%

**United States Senator - Republican Party - Vote for not more than 1**

Choice	Party	Absentee Voting		Election Day Voting		Total	
John James		3	18.75%	10	41.67%	13	32.50%
Sandy Pensler		9	56.25%	14	58.33%	23	57.50%
William F. White (W)		0	0.00%	0	0.00%	0	0.00%
Cast Votes:		12	75.00%	24	100.00%	36	90.00%
Undervotes:		1	6.25%	0	0.00%	1	2.50%
Overvotes:		0	0.00%	0	0.00%	0	0.00%
Invalid votes:		3	18.75%	0	0.00%	3	7.50%

**Representative in Congress - Republican Party - Vote for not more than 1**

Choice	Party	Absentee Voting		Election Day Voting		Total	
Bill Huizenga		11	68.75%	22	91.67%	33	82.50%
Cast Votes:		11	68.75%	22	91.67%	33	82.50%
Undervotes:		2	12.50%	2	8.33%	4	10.00%
Overvotes:		0	0.00%	0	0.00%	0	0.00%
Invalid votes:		3	18.75%	0	0.00%	3	7.50%



**Precinct Results**

Election Night Reporting

Run Time 5:19 PM

Run Date 08/10/2018

**Muskegon County, Michigan**

Primary Election, Tuesday, August 7, 2018

8/7/2018

Page 279 of 502

**Official results****Registered Voters**

33693 of 125609 = 26.82 %

**Precincts Reporting**

67 of 67 = 100.00 %

**Muskegon City Precinct 2****State Senator - Republican Party - Vote for not more than 1**

Choice	Party	Absentee Voting		Election Day Voting		Total	
Jon Bumstead		7	43.75%	12	50.00%	19	47.50%
Holly Hughes		6	37.50%	12	50.00%	18	45.00%
Cast Votes:		13	81.25%	24	100.00%	37	92.50%
Undervotes:		0	0.00%	0	0.00%	0	0.00%
Overvotes:		0	0.00%	0	0.00%	0	0.00%
Invalid votes:		3	18.75%	0	0.00%	3	7.50%

**Representative in State Legislature 92nd District - Republican Party - Vote for not more than 1**

Choice	Party	Absentee Voting		Election Day Voting		Total	
Gail Eichorst		10	66.67%	20	83.33%	30	76.92%
Cast Votes:		10	66.67%	20	83.33%	30	76.92%
Undervotes:		3	20.00%	4	16.67%	7	17.95%
Overvotes:		0	0.00%	0	0.00%	0	0.00%
Invalid votes:		2	13.33%	0	0.00%	2	5.13%

**County Commissioner District 6 - Republican Party - Vote for not more than 1**

Choice	Party	Absentee Voting		Election Day Voting		Total	
Cast Votes:		0	0.00%	0	0.00%	0	0.00%
Undervotes:		13	100.00%	24	100.00%	37	100.00%
Overvotes:		0	0.00%	0	0.00%	0	0.00%
Invalid votes:		0	0.00%	0	0.00%	0	0.00%

**Precinct Results**

Election Night Reporting

Run Time 5:19 PM

Run Date 08/10/2018

**Muskegon County, Michigan**

Primary Election, Tuesday, August 7, 2018

8/7/2018

Page 280 of 502

**Official results**

Registered Voters

33693 of 125609 = 26.82 %

Precincts Reporting

67 of 67 = 100.00 %

**Muskegon City Precinct 2****Governor - Democratic Party - Vote for not more than 1**

Choice	Party	Absentee Voting		Election Day Voting		Total	
Gretchen Whitmer		15	34.09%	82	37.27%	97	36.74%
Abdul El-Sayed		4	9.09%	46	20.91%	50	18.94%
Shri Thanedar		22	50.00%	91	41.36%	113	42.80%
William Cobbs (W)		0	0.00%	0	0.00%	0	0.00%
Cast Votes:		41	93.18%	219	99.55%	260	98.48%
Undervotes:		0	0.00%	0	0.00%	0	0.00%
Overvotes:		0	0.00%	0	0.00%	0	0.00%
Invalid votes:		3	6.82%	1	0.45%	4	1.52%

**United States Senator - Democratic Party - Vote for not more than 1**

Choice	Party	Absentee Voting		Election Day Voting		Total	
Debbie Stabenow		39	86.67%	202	92.24%	241	91.29%
Cast Votes:		39	86.67%	202	92.24%	241	91.29%
Undervotes:		2	4.44%	17	7.76%	19	7.20%
Overvotes:		0	0.00%	0	0.00%	0	0.00%
Invalid votes:		4	8.89%	0	0.00%	4	1.52%

**Representative in Congress - Democratic Party - Vote for not more than 1**

Choice	Party	Absentee Voting		Election Day Voting		Total	
Rob Davidson		35	81.40%	185	84.47%	220	83.97%
Cast Votes:		35	81.40%	185	84.47%	220	83.97%
Undervotes:		6	13.95%	34	15.53%	40	15.27%
Overvotes:		0	0.00%	0	0.00%	0	0.00%
Invalid votes:		2	4.65%	0	0.00%	2	0.76%

**Precinct Results**

Election Night Reporting

Run Time 5 19 PM

Run Date 08/10/2018

**Muskegon County, Michigan**

Primary Election, Tuesday, August 7, 2018

8/7/2018

Page 281 of 502

**Official results**

Registered Voters

33693 of 125609 = 26.82 %

Precincts Reporting

67 of 67 = 100.00 %

**Muskegon City Precinct 2****State Senator - Democratic Party - Vote for not more than 1**

Choice	Party	Absentee Voting		Election Day Voting		Total	
Collene Lamonte		16	35.56%	68	31.05%	84	31.82%
Poppy Sias-Hernandez		23	51.11%	143	65.30%	166	62.88%
Cast Votes:		39	86.67%	211	96.35%	250	94.70%
Undervotes:		2	4.44%	8	3.65%	10	3.79%
Overvotes:		0	0.00%	0	0.00%	0	0.00%
Invalid votes:		4	8.89%	0	0.00%	4	1.52%

**Representative in State Legislature 92nd District - Democratic Party - Vote for not more than 1**

Choice	Party	Absentee Voting		Election Day Voting		Total	
Terry J. Sabo		38	84.44%	194	88.58%	232	87.88%
Cast Votes:		38	84.44%	194	88.58%	232	87.88%
Undervotes:		3	6.67%	25	11.42%	28	10.61%
Overvotes:		0	0.00%	0	0.00%	0	0.00%
Invalid votes:		4	8.89%	0	0.00%	4	1.52%

**County Commissioner District 6 - Democratic Party - Vote for not more than 1**

Choice	Party	Absentee Voting		Election Day Voting		Total	
Charles Nash		38	84.44%	204	93.15%	242	91.67%
Cast Votes:		38	84.44%	204	93.15%	242	91.67%
Undervotes:		3	6.67%	15	6.85%	18	6.82%
Overvotes:		0	0.00%	0	0.00%	0	0.00%
Invalid votes:		4	8.89%	0	0.00%	4	1.52%



**Precinct Results**

Election Night Reporting

Run Time 5:19 PM

Run Date 08/10/2018

**Muskegon County, Michigan**

Primary Election, Tuesday, August 7, 2018

8/7/2018

Page 282 of 502

**Official results**

Registered Voters

33693 of 125609 = 26.82 %

Precincts Reporting

67 of 67 = 100.00 %

**Muskegon City Precinct 2****Governor - Libertarian Party - Vote for not more than 1**

Choice	Party	Absentee Voting		Election Day Voting		Total	
Bill Gelineau		0	0.00%	1	50.00%	1	33.33%
John J. Tatar		0	0.00%	0	0.00%	0	0.00%
Cast Votes:		0	0.00%	1	50.00%	1	33.33%
Undervotes:		0	0.00%	0	0.00%	0	0.00%
Overvotes:		0	0.00%	0	0.00%	0	0.00%
Invalid votes:		1	100.00%	1	50.00%	2	66.67%

**United States Senator - Libertarian Party - Vote for not more than 1**

Choice	Party	Absentee Voting		Election Day Voting		Total	
Tim Yow (W)		0	0.00%	0	0.00%	0	0.00%
Cast Votes:		0	0.00%	0	0.00%	0	0.00%
Undervotes:		0	0.00%	1	100.00%	1	100.00%
Overvotes:		0	0.00%	0	0.00%	0	0.00%
Invalid votes:		0	0.00%	0	0.00%	0	0.00%

**Representative in Congress - Libertarian Party - Vote for not more than 1**

Choice	Party	Absentee Voting		Election Day Voting		Total	
Cast Votes:		0	0.00%	0	0.00%	0	0.00%
Undervotes:		0	0.00%	1	100.00%	1	100.00%
Overvotes:		0	0.00%	0	0.00%	0	0.00%
Invalid votes:		0	0.00%	0	0.00%	0	0.00%

**Precinct Results**

Election Night Reporting

Run Time 5:19 PM

Run Date 08/10/2018

**Muskegon County, Michigan**

Primary Election, Tuesday, August 7, 2018

8/7/2018

Page 283 of 502

**Official results**

Registered Voters

33693 of 125609 = 26.82 %

Precincts Reporting

67 of 67 = 100.00 %

**Muskegon City Precinct 2****State Senator - Libertarian Party - Vote for not more than 1**

Choice	Party	Absentee Voting		Election Day Voting		Total	
Max Riekse		0	0.00%	1	100.00%	1	100.00%
	Cast Votes:	0	0.00%	1	100.00%	1	100.00%
	Undervotes:	0	0.00%	0	0.00%	0	0.00%
	Overvotes:	0	0.00%	0	0.00%	0	0.00%
	Invalid votes:	0	0.00%	0	0.00%	0	0.00%

**Representative in State Legislature 92nd District - Libertarian Party - Vote for not more than 1**

Choice	Party	Absentee Voting		Election Day Voting		Total	
	Cast Votes:	0	0.00%	0	0.00%	0	0.00%
	Undervotes:	0	0.00%	1	100.00%	1	100.00%
	Overvotes:	0	0.00%	0	0.00%	0	0.00%
	Invalid votes:	0	0.00%	0	0.00%	0	0.00%

**County Commissioner District 6 - Libertarian Party - Vote for not more than 1**

Choice	Party	Absentee Voting		Election Day Voting		Total	
	Cast Votes:	0	0.00%	0	0.00%	0	0.00%
	Undervotes:	0	0.00%	1	100.00%	1	100.00%
	Overvotes:	0	0.00%	0	0.00%	0	0.00%
	Invalid votes:	0	0.00%	0	0.00%	0	0.00%

**Delegate to County Convention - Republican Party - Vote for not more than 2**

Choice	Party	Absentee Voting		Election Day Voting		Total	
	Cast Votes:	0	0.00%	0	0.00%	0	0.00%
	Undervotes:	26	100.00%	48	100.00%	74	100.00%
	Overvotes:	0	0.00%	0	0.00%	0	0.00%
	Invalid votes:	0	0.00%	0	0.00%	0	0.00%

**Precinct Results**

Election Night Reporting

Run Time 5:19 PM

Run Date 08/10/2018

**Muskegon County, Michigan**

Primary Election, Tuesday, August 7, 2018

8/7/2018

Page 285 of 502

**Official results**

Registered Voters

33693 of 125609 = 26.82 %

Precincts Reporting

67 of 67 = 100.00 %

**Muskegon City Precinct 3****Governor - Republican Party - Vote for not more than 1**

Choice	Party	Absentee Voting		Election Day Voting		Total	
Patrick Colbeck		0	0.00%	7	24.14%	7	16.67%
Brian Calley		2	15.38%	2	6.90%	4	9.52%
Jim Hines		2	15.38%	5	17.24%	7	16.67%
Bill Schuette		7	53.85%	15	51.72%	22	52.38%
Evan Space (W)		0	0.00%	0	0.00%	0	0.00%
Cast Votes:		11	84.62%	29	100.00%	40	95.24%
Undervotes:		0	0.00%	0	0.00%	0	0.00%
Overvotes:		0	0.00%	0	0.00%	0	0.00%
Invalid votes:		2	15.38%	0	0.00%	2	4.76%

**United States Senator - Republican Party - Vote for not more than 1**

Choice	Party	Absentee Voting		Election Day Voting		Total	
John James		0	0.00%	18	62.07%	18	42.86%
Sandy Pensler		11	84.62%	10	34.48%	21	50.00%
William F. White (W)		0	0.00%	0	0.00%	0	0.00%
Cast Votes:		11	84.62%	28	96.55%	39	92.86%
Undervotes:		0	0.00%	1	3.45%	1	2.38%
Overvotes:		0	0.00%	0	0.00%	0	0.00%
Invalid votes:		2	15.38%	0	0.00%	2	4.76%

**Representative in Congress - Republican Party - Vote for not more than 1**

Choice	Party	Absentee Voting		Election Day Voting		Total	
Bill Huizenga		10	83.33%	22	75.86%	32	78.05%
Cast Votes:		10	83.33%	22	75.86%	32	78.05%
Undervotes:		1	8.33%	7	24.14%	8	19.51%
Overvotes:		0	0.00%	0	0.00%	0	0.00%
Invalid votes:		1	8.33%	0	0.00%	1	2.44%

**Precinct Results**

Election Night Reporting

Run Time 5:19 PM

Run Date 08/10/2018

**Muskegon County, Michigan**

Primary Election, Tuesday, August 7, 2018

8/7/2018

Page 286 of 502

**Official results**

Registered Voters

33693 of 125609 = 26.82 %

Precincts Reporting

67 of 67 = 100.00 %

**Muskegon City Precinct 3****State Senator - Republican Party - Vote for not more than 1**

Choice	Party	Absentee Voting		Election Day Voting		Total	
Jon Bumstead		5	35.71%	17	58.62%	22	51.16%
Holly Hughes		6	42.86%	12	41.38%	18	41.86%
Cast Votes:		11	78.57%	29	100.00%	40	93.02%
Undervotes:		0	0.00%	0	0.00%	0	0.00%
Overvotes:		0	0.00%	0	0.00%	0	0.00%
Invalid votes:		3	21.43%	0	0.00%	3	6.98%

**Representative in State Legislature 92nd District - Republican Party - Vote for not more than 1**

Choice	Party	Absentee Voting		Election Day Voting		Total	
Gail Eichorst		7	58.33%	24	82.76%	31	75.61%
Cast Votes:		7	58.33%	24	82.76%	31	75.61%
Undervotes:		4	33.33%	5	17.24%	9	21.95%
Overvotes:		0	0.00%	0	0.00%	0	0.00%
Invalid votes:		1	8.33%	0	0.00%	1	2.44%

**County Commissioner District 6 - Republican Party - Vote for not more than 1**

Choice	Party	Absentee Voting		Election Day Voting		Total	
Cast Votes:		0	0.00%	0	0.00%	0	0.00%
Undervotes:		11	100.00%	29	100.00%	40	100.00%
Overvotes:		0	0.00%	0	0.00%	0	0.00%
Invalid votes:		0	0.00%	0	0.00%	0	0.00%

**Precinct Results**

Election Night Reporting

Run Time 5:19 PM

Run Date 08/10/2018

**Muskegon County, Michigan**

Primary Election, Tuesday, August 7, 2018

8/7/2018

Page 287 of 502

**Official results**

Registered Voters

33693 of 125609 = 26.82 %

Precincts Reporting

67 of 67 = 100.00 %

**Muskegon City Precinct 3****Governor - Democratic Party - Vote for not more than 1**

Choice	Party	Absentee Voting		Election Day Voting		Total	
Gretchen Whitmer		25	53.19%	57	29.84%	82	34.45%
Abdul El-Sayed		4	8.51%	39	20.42%	43	18.07%
Shri Thanedar		14	29.79%	92	48.17%	106	44.54%
William Cobbs (W)		0	0.00%	0	0.00%	0	0.00%
Cast Votes:		43	91.49%	188	98.43%	231	97.06%
Undervotes:		0	0.00%	3	1.57%	3	1.26%
Overvotes:		0	0.00%	0	0.00%	0	0.00%
Invalid votes:		4	8.51%	0	0.00%	4	1.68%

**United States Senator - Democratic Party - Vote for not more than 1**

Choice	Party	Absentee Voting		Election Day Voting		Total	
Debbie Stabenow		43	93.48%	165	86.39%	208	87.76%
Cast Votes:		43	93.48%	165	86.39%	208	87.76%
Undervotes:		0	0.00%	26	13.61%	26	10.97%
Overvotes:		0	0.00%	0	0.00%	0	0.00%
Invalid votes:		3	6.52%	0	0.00%	3	1.27%

**Representative in Congress - Democratic Party - Vote for not more than 1**

Choice	Party	Absentee Voting		Election Day Voting		Total	
Rob Davidson		40	86.96%	144	75.39%	184	77.64%
Cast Votes:		40	86.96%	144	75.39%	184	77.64%
Undervotes:		3	6.52%	47	24.61%	50	21.10%
Overvotes:		0	0.00%	0	0.00%	0	0.00%
Invalid votes:		3	6.52%	0	0.00%	3	1.27%

**Precinct Results**

Election Night Reporting

Run Time 5:19 PM

Run Date 08/10/2018

**Muskegon County, Michigan**

Primary Election, Tuesday, August 7, 2018

8/7/2018

Page 288 of 502

**Official results****Registered Voters**

33693 of 125609 = 26.82 %

**Precincts Reporting**

67 of 67 = 100.00 %

**Muskegon City Precinct 3****State Senator - Democratic Party - Vote for not more than 1**

Choice	Party	Absentee Voting		Election Day Voting		Total	
Collene Lamonte		21	45.65%	45	23.56%	66	27.85%
Poppy Sias-Hernandez		21	45.65%	134	70.16%	155	65.40%
Cast Votes:		42	91.30%	179	93.72%	221	93.25%
Undervotes:		1	2.17%	12	6.28%	13	5.49%
Overvotes:		0	0.00%	0	0.00%	0	0.00%
Invalid votes:		3	6.52%	0	0.00%	3	1.27%

**Representative in State Legislature 92nd District - Democratic Party - Vote for not more than 1**

Choice	Party	Absentee Voting		Election Day Voting		Total	
Terry J. Sabo		43	93.48%	163	85.34%	206	86.92%
Cast Votes:		43	93.48%	163	85.34%	206	86.92%
Undervotes:		0	0.00%	28	14.66%	28	11.81%
Overvotes:		0	0.00%	0	0.00%	0	0.00%
Invalid votes:		3	6.52%	0	0.00%	3	1.27%

**County Commissioner District 6 - Democratic Party - Vote for not more than 1**

Choice	Party	Absentee Voting		Election Day Voting		Total	
Charles Nash		42	91.30%	173	90.58%	215	90.72%
Cast Votes:		42	91.30%	173	90.58%	215	90.72%
Undervotes:		1	2.17%	18	9.42%	19	8.02%
Overvotes:		0	0.00%	0	0.00%	0	0.00%
Invalid votes:		3	6.52%	0	0.00%	3	1.27%

**Precinct Results**

Election Night Reporting

Run Time 5:19 PM

Run Date 08/10/2018

**Muskegon County, Michigan**

Primary Election, Tuesday, August 7, 2018

8/7/2018

Page 289 of 502

**Official results****Registered Voters**

33693 of 125609 = 26.82 %

**Precincts Reporting**

67 of 67 = 100.00 %

**Muskegon City Precinct 3****Governor - Libertarian Party - Vote for not more than 1**

Choice	Party	Absentee Voting		Election Day Voting		Total	
Bill Gelineau		0	0.00%	1	100.00%	1	25.00%
John J. Tatar		0	0.00%	0	0.00%	0	0.00%
	Cast Votes:	0	0.00%	1	100.00%	1	25.00%
	Undervotes:	0	0.00%	0	0.00%	0	0.00%
	Overvotes:	0	0.00%	0	0.00%	0	0.00%
	Invalid votes:	3	100.00%	0	0.00%	3	75.00%

**United States Senator - Libertarian Party - Vote for not more than 1**

Choice	Party	Absentee Voting		Election Day Voting		Total	
Tim Yow (W)		0	0.00%	0	0.00%	0	0.00%
	Cast Votes:	0	0.00%	0	0.00%	0	0.00%
	Undervotes:	0	0.00%	1	100.00%	1	100.00%
	Overvotes:	0	0.00%	0	0.00%	0	0.00%
	Invalid votes:	0	0.00%	0	0.00%	0	0.00%

**Representative in Congress - Libertarian Party - Vote for not more than 1**

Choice	Party	Absentee Voting		Election Day Voting		Total	
	Cast Votes:	0	0.00%	0	0.00%	0	0.00%
	Undervotes:	0	0.00%	1	100.00%	1	100.00%
	Overvotes:	0	0.00%	0	0.00%	0	0.00%
	Invalid votes:	0	0.00%	0	0.00%	0	0.00%



**Precinct Results**

Election Night Reporting

Run Time 5:19 PM

Run Date 08/10/2018

**Muskegon County, Michigan**

Primary Election, Tuesday, August 7, 2018

8/7/2018

Page 290 of 502

**Official results**

Registered Voters

33693 of 125609 = 26.82 %

Precincts Reporting

67 of 67 = 100.00 %

**Muskegon City Precinct 3****State Senator - Libertarian Party - Vote for not more than 1**

Choice	Party	Absentee Voting		Election Day Voting		Total	
Max Riekse		0	0.00%	1	100.00%	1	33.33%
	Cast Votes:	0	0.00%	1	100.00%	1	33.33%
	Undervotes:	0	0.00%	0	0.00%	0	0.00%
	Overvotes:	0	0.00%	0	0.00%	0	0.00%
	Invalid votes:	2	100.00%	0	0.00%	2	66.67%

**Representative in State Legislature 92nd District - Libertarian Party - Vote for not more than 1**

Choice	Party	Absentee Voting		Election Day Voting		Total	
	Cast Votes:	0	0.00%	0	0.00%	0	0.00%
	Undervotes:	0	0.00%	1	100.00%	1	50.00%
	Overvotes:	0	0.00%	0	0.00%	0	0.00%
	Invalid votes:	1	100.00%	0	0.00%	1	50.00%

**County Commissioner District 6 - Libertarian Party - Vote for not more than 1**

Choice	Party	Absentee Voting		Election Day Voting		Total	
	Cast Votes:	0	0.00%	0	0.00%	0	0.00%
	Undervotes:	0	0.00%	1	100.00%	1	100.00%
	Overvotes:	0	0.00%	0	0.00%	0	0.00%
	Invalid votes:	0	0.00%	0	0.00%	0	0.00%

**Delegate to County Convention - Republican Party - Vote for not more than 2**

Choice	Party	Absentee Voting		Election Day Voting		Total	
	Cast Votes:	0	0.00%	0	0.00%	0	0.00%
	Undervotes:	22	100.00%	58	100.00%	80	100.00%
	Overvotes:	0	0.00%	0	0.00%	0	0.00%
	Invalid votes:	0	0.00%	0	0.00%	0	0.00%



**Precinct Results**

Election Night Reporting

Run Time 5:19 PM

Run Date 08/10/2018

**Muskegon County, Michigan**

Primary Election, Tuesday, August 7, 2018

8/7/2018

Page 292 of 502

**Official results**

Registered Voters

33693 of 125609 = 26.82 %

Precincts Reporting

67 of 67 = 100.00 %

**Muskegon City Precinct 4****Governor - Republican Party - Vote for not more than 1**

Choice	Party	Absentee Voting		Election Day Voting		Total	
Patrick Colbeck		1	3.45%	4	8.89%	5	6.76%
Brian Calley		3	10.34%	5	11.11%	8	10.81%
Jim Hines		8	27.59%	10	22.22%	18	24.32%
Bill Schuette		15	51.72%	25	55.56%	40	54.05%
Evan Space (W)		0	0.00%	0	0.00%	0	0.00%
Cast Votes:		27	93.10%	44	97.78%	71	95.95%
Undervotes:		0	0.00%	0	0.00%	0	0.00%
Overvotes:		0	0.00%	0	0.00%	0	0.00%
Invalid votes:		2	6.90%	1	2.22%	3	4.05%

**United States Senator - Republican Party - Vote for not more than 1**

Choice	Party	Absentee Voting		Election Day Voting		Total	
John James		9	31.03%	21	46.67%	30	40.54%
Sandy Pensler		17	58.62%	21	46.67%	38	51.35%
William F. White (W)		0	0.00%	0	0.00%	0	0.00%
Cast Votes:		26	89.66%	42	93.33%	68	91.89%
Undervotes:		1	3.45%	2	4.44%	3	4.05%
Overvotes:		0	0.00%	0	0.00%	0	0.00%
Invalid votes:		2	6.90%	1	2.22%	3	4.05%

**Representative in Congress - Republican Party - Vote for not more than 1**

Choice	Party	Absentee Voting		Election Day Voting		Total	
Bill Huizenga		27	96.43%	37	82.22%	64	87.67%
Cast Votes:		27	96.43%	37	82.22%	64	87.67%
Undervotes:		0	0.00%	7	15.56%	7	9.59%
Overvotes:		0	0.00%	0	0.00%	0	0.00%
Invalid votes:		1	3.57%	1	2.22%	2	2.74%

**Precinct Results**

Election Night Reporting

Run Time 5:19 PM

Run Date 08/10/2018

**Muskegon County, Michigan**

Primary Election, Tuesday, August 7, 2018

8/7/2018

Page 293 of 502

**Official results**

Registered Voters

33693 of 125609 = 26.82 %

Precincts Reporting

67 of 67 = 100.00 %

**Muskegon City Precinct 4****State Senator - Republican Party - Vote for not more than 1**

Choice	Party	Absentee Voting		Election Day Voting		Total	
Jon Bumstead		10	34.48%	27	60.00%	37	50.00%
Holly Hughes		16	55.17%	16	35.56%	32	43.24%
Cast Votes:		26	89.66%	43	95.56%	69	93.24%
Undervotes:		1	3.45%	1	2.22%	2	2.70%
Overvotes:		0	0.00%	0	0.00%	0	0.00%
Invalid votes:		2	6.90%	1	2.22%	3	4.05%

**Representative in State Legislature 92nd District - Republican Party - Vote for not more than 1**

Choice	Party	Absentee Voting		Election Day Voting		Total	
Gail Eichorst		25	89.29%	36	80.00%	61	83.56%
Cast Votes:		25	89.29%	36	80.00%	61	83.56%
Undervotes:		2	7.14%	8	17.78%	10	13.70%
Overvotes:		0	0.00%	0	0.00%	0	0.00%
Invalid votes:		1	3.57%	1	2.22%	2	2.74%

**County Commissioner District 6 - Republican Party - Vote for not more than 1**

Choice	Party	Absentee Voting		Election Day Voting		Total	
Cast Votes:		0	0.00%	0	0.00%	0	0.00%
Undervotes:		27	96.43%	44	100.00%	71	98.61%
Overvotes:		0	0.00%	0	0.00%	0	0.00%
Invalid votes:		1	3.57%	0	0.00%	1	1.39%

**Precinct Results**

Election Night Reporting

Run Time 5:19 PM

Run Date 08/10/2018

**Muskegon County, Michigan**

Primary Election, Tuesday, August 7, 2018

8/7/2018

Page 294 of 502

**Official results**

Registered Voters

33693 of 125609 = 26.82 %

Precincts Reporting

67 of 67 = 100.00 %

**Muskegon City Precinct 4****Governor - Democratic Party - Vote for not more than 1**

Choice	Party	Absentee Voting		Election Day Voting		Total	
Gretchen Whitmer		17	41.46%	52	29.71%	69	31.94%
Abdul El-Sayed		6	14.63%	60	34.29%	66	30.56%
Shri Thanedar		13	31.71%	63	36.00%	76	35.19%
William Cobbs (W)		1	2.44%	0	0.00%	1	0.46%
Cast Votes:		37	90.24%	175	100.00%	212	98.15%
Undervotes:		2	4.88%	0	0.00%	2	0.93%
Overvotes:		0	0.00%	0	0.00%	0	0.00%
Invalid votes:		2	4.88%	0	0.00%	2	0.93%

**United States Senator - Democratic Party - Vote for not more than 1**

Choice	Party	Absentee Voting		Election Day Voting		Total	
Debbie Stabenow		33	82.50%	159	90.86%	192	89.30%
Cast Votes:		33	82.50%	159	90.86%	192	89.30%
Undervotes:		6	15.00%	16	9.14%	22	10.23%
Overvotes:		0	0.00%	0	0.00%	0	0.00%
Invalid votes:		1	2.50%	0	0.00%	1	0.47%

**Representative in Congress - Democratic Party - Vote for not more than 1**

Choice	Party	Absentee Voting		Election Day Voting		Total	
Rob Davidson		33	82.50%	152	86.86%	185	86.05%
Cast Votes:		33	82.50%	152	86.86%	185	86.05%
Undervotes:		6	15.00%	23	13.14%	29	13.49%
Overvotes:		0	0.00%	0	0.00%	0	0.00%
Invalid votes:		1	2.50%	0	0.00%	1	0.47%

**Precinct Results**

Election Night Reporting

Run Time 5:19 PM

Run Date 08/10/2018

**Muskegon County, Michigan**

Primary Election, Tuesday, August 7, 2018

8/7/2018

Page 295 of 502

**Official results**

Registered Voters

33693 of 125609 = 26.82 %

Precincts Reporting

67 of 67 = 100.00 %

**Muskegon City Precinct 4****State Senator - Democratic Party - Vote for not more than 1**

Choice	Party	Absentee Voting		Election Day Voting		Total	
Collene Lamonte		5	12.50%	45	25.71%	50	23.26%
Poppy Sias-Hernandez		30	75.00%	126	72.00%	156	72.56%
Cast Votes:		35	87.50%	171	97.71%	206	95.81%
Undervotes:		4	10.00%	4	2.29%	8	3.72%
Overvotes:		0	0.00%	0	0.00%	0	0.00%
Invalid votes:		1	2.50%	0	0.00%	1	0.47%

**Representative in State Legislature 92nd District - Democratic Party - Vote for not more than 1**

Choice	Party	Absentee Voting		Election Day Voting		Total	
Terry J. Sabo		34	85.00%	156	89.14%	190	88.37%
Cast Votes:		34	85.00%	156	89.14%	190	88.37%
Undervotes:		5	12.50%	19	10.86%	24	11.16%
Overvotes:		0	0.00%	0	0.00%	0	0.00%
Invalid votes:		1	2.50%	0	0.00%	1	0.47%

**County Commissioner District 6 - Democratic Party - Vote for not more than 1**

Choice	Party	Absentee Voting		Election Day Voting		Total	
Charles Nash		30	75.00%	158	90.29%	188	87.44%
Cast Votes:		30	75.00%	158	90.29%	188	87.44%
Undervotes:		9	22.50%	17	9.71%	26	12.09%
Overvotes:		0	0.00%	0	0.00%	0	0.00%
Invalid votes:		1	2.50%	0	0.00%	1	0.47%

**Precinct Results**

Election Night Reporting

Run Time 5:19 PM

Run Date 08/10/2018

**Muskegon County, Michigan**

Primary Election, Tuesday, August 7, 2018

8/7/2018

Page 296 of 502

**Official results**

Registered Voters

33693 of 125609 = 26.82 %

Precincts Reporting

67 of 67 = 100.00 %

**Muskegon City Precinct 4****Governor - Libertarian Party - Vote for not more than 1**

Choice	Party	Absentee Voting		Election Day Voting		Total	
Bill Gelineau		0	0.00%	0	0.00%	0	0.00%
John J. Tatar		0	0.00%	0	0.00%	0	0.00%
	Cast Votes:	0	0.00%	0	0.00%	0	0.00%
	Undervotes:	0	0.00%	0	0.00%	0	0.00%
	Overvotes:	0	0.00%	0	0.00%	0	0.00%
	Invalid votes:	1	100.00%	0	0.00%	1	100.00%

**United States Senator - Libertarian Party - Vote for not more than 1**

Choice	Party	Absentee Voting		Election Day Voting		Total	
Tim Yow (W)		0	0.00%	0	0.00%	0	0.00%
	Cast Votes:	0	0.00%	0	0.00%	0	0.00%
	Undervotes:	0	0.00%	0	0.00%	0	0.00%
	Overvotes:	0	0.00%	0	0.00%	0	0.00%
	Invalid votes:	0	0.00%	0	0.00%	0	0.00%

**Representative in Congress - Libertarian Party - Vote for not more than 1**

Choice	Party	Absentee Voting		Election Day Voting		Total	
	Cast Votes:	0	0.00%	0	0.00%	0	0.00%
	Undervotes:	0	0.00%	0	0.00%	0	0.00%
	Overvotes:	0	0.00%	0	0.00%	0	0.00%
	Invalid votes:	0	0.00%	0	0.00%	0	0.00%

**Precinct Results**

Election Night Reporting

Run Time 5:19 PM

Run Date 08/10/2018

**Muskegon County, Michigan**

Primary Election, Tuesday, August 7, 2018

8/7/2018

Page 297 of 502

**Official results**

Registered Voters

33693 of 125609 = 26.82 %

Precincts Reporting

67 of 67 = 100.00 %

**Muskegon City Precinct 4****State Senator - Libertarian Party - Vote for not more than 1**

Choice	Party	Absentee Voting		Election Day Voting		Total	
Max Riekse		0	0.00%	0	0.00%	0	0.00%
	Cast Votes:	0	0.00%	0	0.00%	0	0.00%
	Undervotes:	0	0.00%	0	0.00%	0	0.00%
	Overvotes:	0	0.00%	0	0.00%	0	0.00%
	Invalid votes:	0	0.00%	1	100.00%	1	100.00%

**Representative in State Legislature 92nd District - Libertarian Party - Vote for not more than 1**

Choice	Party	Absentee Voting		Election Day Voting		Total	
	Cast Votes:	0	0.00%	0	0.00%	0	0.00%
	Undervotes:	0	0.00%	0	0.00%	0	0.00%
	Overvotes:	0	0.00%	0	0.00%	0	0.00%
	Invalid votes:	0	0.00%	0	0.00%	0	0.00%

**County Commissioner District 6 - Libertarian Party - Vote for not more than 1**

Choice	Party	Absentee Voting		Election Day Voting		Total	
	Cast Votes:	0	0.00%	0	0.00%	0	0.00%
	Undervotes:	0	0.00%	0	0.00%	0	0.00%
	Overvotes:	0	0.00%	0	0.00%	0	0.00%
	Invalid votes:	0	0.00%	0	0.00%	0	0.00%

**Delegate to County Convention - Republican Party - Vote for not more than 2**

Choice	Party	Absentee Voting		Election Day Voting		Total	
	Cast Votes:	0	0.00%	0	0.00%	0	0.00%
	Undervotes:	54	100.00%	88	100.00%	142	100.00%
	Overvotes:	0	0.00%	0	0.00%	0	0.00%
	Invalid votes:	0	0.00%	0	0.00%	0	0.00%

**Precinct Results**

Election Night Reporting

Run Time 5:19 PM

Run Date 08/10/2018

**Muskegon County, Michigan**

Primary Election, Tuesday, August 7, 2018

8/7/2018

Page 299 of 502

**Official results**

Registered Voters

33693 of 125609 = 26.82 %

Precincts Reporting

67 of 67 = 100.00 %

**Muskegon City Precinct 5****Governor - Republican Party - Vote for not more than 1**

Choice	Party	Absentee Voting		Election Day Voting		Total	
Patrick Colbeck		3	27.27%	5	35.71%	8	32.00%
Brian Calley		1	9.09%	0	0.00%	1	4.00%
Jim Hines		1	9.09%	1	7.14%	2	8.00%
Bill Schuette		4	36.36%	8	57.14%	12	48.00%
Evan Space (W)		0	0.00%	0	0.00%	0	0.00%
Cast Votes:		9	81.82%	14	100.00%	23	92.00%
Undervotes:		0	0.00%	0	0.00%	0	0.00%
Overvotes:		0	0.00%	0	0.00%	0	0.00%
Invalid votes:		2	18.18%	0	0.00%	2	8.00%

**United States Senator - Republican Party - Vote for not more than 1**

Choice	Party	Absentee Voting		Election Day Voting		Total	
John James		4	36.36%	7	50.00%	11	44.00%
Sandy Pensler		5	45.45%	6	42.86%	11	44.00%
William F. White (W)		0	0.00%	0	0.00%	0	0.00%
Cast Votes:		9	81.82%	13	92.86%	22	88.00%
Undervotes:		0	0.00%	1	7.14%	1	4.00%
Overvotes:		0	0.00%	0	0.00%	0	0.00%
Invalid votes:		2	18.18%	0	0.00%	2	8.00%

**Representative in Congress - Republican Party - Vote for not more than 1**

Choice	Party	Absentee Voting		Election Day Voting		Total	
Bill Huizenga		7	70.00%	12	85.71%	19	79.17%
Cast Votes:		7	70.00%	12	85.71%	19	79.17%
Undervotes:		2	20.00%	2	14.29%	4	16.67%
Overvotes:		0	0.00%	0	0.00%	0	0.00%
Invalid votes:		1	10.00%	0	0.00%	1	4.17%

**Precinct Results**

Election Night Reporting

Run Time 5:19 PM

Run Date 08/10/2018

**Muskegon County, Michigan**

Primary Election, Tuesday, August 7, 2018

8/7/2018

Page 300 of 502

**Official results**

Registered Voters

33693 of 125609 = 26.82 %

Precincts Reporting

67 of 67 = 100.00 %

**Muskegon City Precinct 5****State Senator - Republican Party - Vote for not more than 1**

Choice	Party	Absentee Voting		Election Day Voting		Total	
Jon Bumstead		4	33.33%	6	42.86%	10	38.46%
Holly Hughes		5	41.67%	7	50.00%	12	46.15%
Cast Votes:		9	75.00%	13	92.86%	22	84.62%
Undervotes:		0	0.00%	1	7.14%	1	3.85%
Overvotes:		0	0.00%	0	0.00%	0	0.00%
Invalid votes:		3	25.00%	0	0.00%	3	11.54%

**Representative in State Legislature 92nd District - Republican Party - Vote for not more than 1**

Choice	Party	Absentee Voting		Election Day Voting		Total	
Gail Eichorst		8	88.89%	11	78.57%	19	82.61%
Cast Votes:		8	88.89%	11	78.57%	19	82.61%
Undervotes:		1	11.11%	3	21.43%	4	17.39%
Overvotes:		0	0.00%	0	0.00%	0	0.00%
Invalid votes:		0	0.00%	0	0.00%	0	0.00%

**County Commissioner District 6 - Republican Party - Vote for not more than 1**

Choice	Party	Absentee Voting		Election Day Voting		Total	
Cast Votes:		0	0.00%	0	0.00%	0	0.00%
Undervotes:		9	100.00%	14	100.00%	23	100.00%
Overvotes:		0	0.00%	0	0.00%	0	0.00%
Invalid votes:		0	0.00%	0	0.00%	0	0.00%



**Precinct Results**

Election Night Reporting

Run Time 5:19 PM

Run Date 08/10/2018

**Muskegon County, Michigan**

Primary Election, Tuesday, August 7, 2018

8/7/2018

Page 301 of 502

**Official results**

Registered Voters

33693 of 125609 = 26.82 %

Precincts Reporting

67 of 67 = 100.00 %

**Muskegon City Precinct 5****Governor - Democratic Party - Vote for not more than 1**

Choice	Party	Absentee Voting		Election Day Voting		Total	
Gretchen Whitmer		13	36.11%	35	21.34%	48	24.00%
Abdul El-Sayed		6	16.67%	34	20.73%	40	20.00%
Shri Thanedar		14	38.89%	93	56.71%	107	53.50%
William Cobbs (W)		0	0.00%	0	0.00%	0	0.00%
Cast Votes:		33	91.67%	162	98.78%	195	97.50%
Undervotes:		1	2.78%	2	1.22%	3	1.50%
Overvotes:		0	0.00%	0	0.00%	0	0.00%
Invalid votes:		2	5.56%	0	0.00%	2	1.00%

**United States Senator - Democratic Party - Vote for not more than 1**

Choice	Party	Absentee Voting		Election Day Voting		Total	
Debbie Stabenow		31	86.11%	152	92.68%	183	91.50%
Cast Votes:		31	86.11%	152	92.68%	183	91.50%
Undervotes:		3	8.33%	12	7.32%	15	7.50%
Overvotes:		0	0.00%	0	0.00%	0	0.00%
Invalid votes:		2	5.56%	0	0.00%	2	1.00%

**Representative in Congress - Democratic Party - Vote for not more than 1**

Choice	Party	Absentee Voting		Election Day Voting		Total	
Rob Davidson		29	80.56%	143	87.20%	172	86.00%
Cast Votes:		29	80.56%	143	87.20%	172	86.00%
Undervotes:		5	13.89%	21	12.80%	26	13.00%
Overvotes:		0	0.00%	0	0.00%	0	0.00%
Invalid votes:		2	5.56%	0	0.00%	2	1.00%

**Precinct Results**

Election Night Reporting

Run Time 5:19 PM

Run Date 08/10/2018

**Muskegon County, Michigan**

Primary Election, Tuesday, August 7, 2018

8/7/2018

Page 302 of 502

**Official results**

Registered Voters

33693 of 125609 = 26.82 %

Precincts Reporting

67 of 67 = 100.00 %

**Muskegon City Precinct 5****State Senator - Democratic Party - Vote for not more than 1**

Choice	Party	Absentee Voting		Election Day Voting		Total	
Collene Lamonte		17	47.22%	56	34.15%	73	36.50%
Poppy Sias-Hernandez		14	38.89%	102	62.20%	116	58.00%
Cast Votes:		31	86.11%	158	96.34%	189	94.50%
Undervotes:		3	8.33%	6	3.66%	9	4.50%
Overvotes:		0	0.00%	0	0.00%	0	0.00%
Invalid votes:		2	5.56%	0	0.00%	2	1.00%

**Representative in State Legislature 92nd District - Democratic Party - Vote for not more than 1**

Choice	Party	Absentee Voting		Election Day Voting		Total	
Terry J. Sabo		29	76.32%	148	90.24%	177	87.62%
Cast Votes:		29	76.32%	148	90.24%	177	87.62%
Undervotes:		5	13.16%	16	9.76%	21	10.40%
Overvotes:		0	0.00%	0	0.00%	0	0.00%
Invalid votes:		4	10.53%	0	0.00%	4	1.98%

**County Commissioner District 6 - Democratic Party - Vote for not more than 1**

Choice	Party	Absentee Voting		Election Day Voting		Total	
Charles Nash		32	86.49%	149	90.85%	181	90.05%
Cast Votes:		32	86.49%	149	90.85%	181	90.05%
Undervotes:		2	5.41%	15	9.15%	17	8.46%
Overvotes:		0	0.00%	0	0.00%	0	0.00%
Invalid votes:		3	8.11%	0	0.00%	3	1.49%

**Precinct Results**

Election Night Reporting

Run Time 5:19 PM

Run Date 08/10/2018

**Muskegon County, Michigan**

Primary Election, Tuesday, August 7, 2018

8/7/2018

Page 303 of 502

**Official results**

Registered Voters

33693 of 125609 = 26.82 %

Precincts Reporting

67 of 67 = 100.00 %

**Muskegon City Precinct 5****Governor - Libertarian Party - Vote for not more than 1**

Choice	Party	Absentee Voting		Election Day Voting		Total	
Bill Gelineau		0	0.00%	0	0.00%	0	0.00%
John J. Tatar		1	100.00%	0	0.00%	1	100.00%
Cast Votes:		1	100.00%	0	0.00%	1	100.00%
Undervotes:		0	0.00%	0	0.00%	0	0.00%
Overvotes:		0	0.00%	0	0.00%	0	0.00%
Invalid votes:		0	0.00%	0	0.00%	0	0.00%

**United States Senator - Libertarian Party - Vote for not more than 1**

Choice	Party	Absentee Voting		Election Day Voting		Total	
Tim Yow (W)		0	0.00%	0	0.00%	0	0.00%
Cast Votes:		0	0.00%	0	0.00%	0	0.00%
Undervotes:		1	100.00%	0	0.00%	1	100.00%
Overvotes:		0	0.00%	0	0.00%	0	0.00%
Invalid votes:		0	0.00%	0	0.00%	0	0.00%

**Representative in Congress - Libertarian Party - Vote for not more than 1**

Choice	Party	Absentee Voting		Election Day Voting		Total	
Cast Votes:		0	0.00%	0	0.00%	0	0.00%
Undervotes:		1	100.00%	0	0.00%	1	100.00%
Overvotes:		0	0.00%	0	0.00%	0	0.00%
Invalid votes:		0	0.00%	0	0.00%	0	0.00%

**Precinct Results**

Election Night Reporting

Run Time 5:19 PM

Run Date 08/10/2018

**Muskegon County, Michigan**

Primary Election, Tuesday, August 7, 2018

8/7/2018

Page 304 of 502

**Official results**

Registered Voters

33693 of 125609 = 26.82 %

Precincts Reporting

67 of 67 = 100.00 %

**Muskegon City Precinct 5****State Senator - Libertarian Party - Vote for not more than 1**

Choice	Party	Absentee Voting		Election Day Voting		Total	
Max Riekse		1	100.00%	0	0.00%	1	100.00%
	Cast Votes:	1	100.00%	0	0.00%	1	100.00%
	Undervotes:	0	0.00%	0	0.00%	0	0.00%
	Overvotes:	0	0.00%	0	0.00%	0	0.00%
	Invalid votes:	0	0.00%	0	0.00%	0	0.00%

**Representative in State Legislature 92nd District - Libertarian Party - Vote for not more than 1**

Choice	Party	Absentee Voting		Election Day Voting		Total	
	Cast Votes:	0	0.00%	0	0.00%	0	0.00%
	Undervotes:	1	100.00%	0	0.00%	1	100.00%
	Overvotes:	0	0.00%	0	0.00%	0	0.00%
	Invalid votes:	0	0.00%	0	0.00%	0	0.00%

**County Commissioner District 6 - Libertarian Party - Vote for not more than 1**

Choice	Party	Absentee Voting		Election Day Voting		Total	
	Cast Votes:	0	0.00%	0	0.00%	0	0.00%
	Undervotes:	1	100.00%	0	0.00%	1	100.00%
	Overvotes:	0	0.00%	0	0.00%	0	0.00%
	Invalid votes:	0	0.00%	0	0.00%	0	0.00%

**Precinct Results**

Election Night Reporting

Run Time 5:19 PM

Run Date 08/10/2018

**Muskegon County, Michigan**

Primary Election, Tuesday, August 7, 2018

8/7/2018

Page 306 of 502

**Official results**

Registered Voters

33693 of 125609 = 26.82 %

Precincts Reporting

67 of 67 = 100.00 %

**Muskegon City Precinct 6****Governor - Republican Party - Vote for not more than 1**

Choice	Party	Absentee Voting		Election Day Voting		Total	
Patrick Colbeck		3	42.86%	4	11.11%	7	16.28%
Brian Calley		1	14.29%	6	16.67%	7	16.28%
Jim Hines		1	14.29%	4	11.11%	5	11.63%
Bill Schuette		2	28.57%	20	55.56%	22	51.16%
Evan Space (W)		0	0.00%	0	0.00%	0	0.00%
Cast Votes:		7	100.00%	34	94.44%	41	95.35%
Undervotes:		0	0.00%	0	0.00%	0	0.00%
Overvotes:		0	0.00%	0	0.00%	0	0.00%
Invalid votes:		0	0.00%	2	5.56%	2	4.65%

**United States Senator - Republican Party - Vote for not more than 1**

Choice	Party	Absentee Voting		Election Day Voting		Total	
John James		2	28.57%	14	38.89%	16	37.21%
Sandy Pensler		4	57.14%	20	55.56%	24	55.81%
William F. White (W)		0	0.00%	0	0.00%	0	0.00%
Cast Votes:		6	85.71%	34	94.44%	40	93.02%
Undervotes:		1	14.29%	0	0.00%	1	2.33%
Overvotes:		0	0.00%	0	0.00%	0	0.00%
Invalid votes:		0	0.00%	2	5.56%	2	4.65%

**Representative in Congress - Republican Party - Vote for not more than 1**

Choice	Party	Absentee Voting		Election Day Voting		Total	
Bill Huizenga		5	71.43%	31	86.11%	36	83.72%
Cast Votes:		5	71.43%	31	86.11%	36	83.72%
Undervotes:		2	28.57%	3	8.33%	5	11.63%
Overvotes:		0	0.00%	0	0.00%	0	0.00%
Invalid votes:		0	0.00%	2	5.56%	2	4.65%

**Precinct Results**

Election Night Reporting

Run Time 5:19 PM

Run Date 08/10/2018

**Muskegon County, Michigan**

Primary Election, Tuesday, August 7, 2018

8/7/2018

Page 307 of 502

**Official results**

Registered Voters

33693 of 125609 = 26.82 %

Precincts Reporting

67 of 67 = 100.00 %

**Muskegon City Precinct 6****State Senator - Republican Party - Vote for not more than 1**

Choice	Party	Absentee Voting		Election Day Voting		Total	
Jon Bumstead		3	42.86%	19	52.78%	22	51.16%
Holly Hughes		4	57.14%	15	41.67%	19	44.19%
Cast Votes:		7	100.00%	34	94.44%	41	95.35%
Undervotes:		0	0.00%	0	0.00%	0	0.00%
Overvotes:		0	0.00%	0	0.00%	0	0.00%
Invalid votes:		0	0.00%	2	5.56%	2	4.65%

**Representative in State Legislature 92nd District - Republican Party - Vote for not more than 1**

Choice	Party	Absentee Voting		Election Day Voting		Total	
Gail Eichorst		5	71.43%	28	80.00%	33	78.57%
Cast Votes:		5	71.43%	28	80.00%	33	78.57%
Undervotes:		2	28.57%	6	17.14%	8	19.05%
Overvotes:		0	0.00%	0	0.00%	0	0.00%
Invalid votes:		0	0.00%	1	2.86%	1	2.38%

**County Commissioner District 6 - Republican Party - Vote for not more than 1**

Choice	Party	Absentee Voting		Election Day Voting		Total	
Cast Votes:		0	0.00%	0	0.00%	0	0.00%
Undervotes:		7	100.00%	34	97.14%	41	97.62%
Overvotes:		0	0.00%	0	0.00%	0	0.00%
Invalid votes:		0	0.00%	1	2.86%	1	2.38%



**Precinct Results**

Election Night Reporting

Run Time 5:19 PM

Run Date 08/10/2018

**Muskegon County, Michigan**

Primary Election, Tuesday, August 7, 2018

8/7/2018

Page 308 of 502

**Official results**

Registered Voters

33693 of 125609 = 26.82 %

Precincts Reporting

67 of 67 = 100.00 %

**Muskegon City Precinct 6****Governor - Democratic Party - Vote for not more than 1**

Choice	Party	Absentee Voting		Election Day Voting		Total	
Gretchen Whitmer		8	28.57%	42	30.88%	50	30.49%
Abdul El-Sayed		4	14.29%	32	23.53%	36	21.95%
Shri Thanedar		16	57.14%	60	44.12%	76	46.34%
William Cobbs (W)		0	0.00%	0	0.00%	0	0.00%
Cast Votes:		28	100.00%	134	98.53%	162	98.78%
Undervotes:		0	0.00%	0	0.00%	0	0.00%
Overvotes:		0	0.00%	0	0.00%	0	0.00%
Invalid votes:		0	0.00%	2	1.47%	2	1.22%

**United States Senator - Democratic Party - Vote for not more than 1**

Choice	Party	Absentee Voting		Election Day Voting		Total	
Debbie Stabenow		28	100.00%	116	85.29%	144	87.80%
Cast Votes:		28	100.00%	116	85.29%	144	87.80%
Undervotes:		0	0.00%	18	13.24%	18	10.98%
Overvotes:		0	0.00%	0	0.00%	0	0.00%
Invalid votes:		0	0.00%	2	1.47%	2	1.22%

**Representative in Congress - Democratic Party - Vote for not more than 1**

Choice	Party	Absentee Voting		Election Day Voting		Total	
Rob Davidson		26	92.86%	113	83.09%	139	84.76%
Cast Votes:		26	92.86%	113	83.09%	139	84.76%
Undervotes:		2	7.14%	21	15.44%	23	14.02%
Overvotes:		0	0.00%	0	0.00%	0	0.00%
Invalid votes:		0	0.00%	2	1.47%	2	1.22%

**Precinct Results**

Election Night Reporting

Run Time 5:19 PM

Run Date 08/10/2018

**Muskegon County, Michigan**

Primary Election, Tuesday, August 7, 2018

8/7/2018

Page 309 of 502

**Official results**

Registered Voters

33693 of 125609 = 26.82 %

Precincts Reporting

67 of 67 = 100.00 %

**Muskegon City Precinct 6****State Senator - Democratic Party - Vote for not more than 1**

Choice	Party	Absentee Voting		Election Day Voting		Total	
Collene Lamonte		11	39.29%	34	25.00%	45	27.44%
Poppy Sias-Hernandez		15	53.57%	92	67.65%	107	65.24%
	Cast Votes:	26	92.86%	126	92.65%	152	92.68%
	Undervotes:	2	7.14%	7	5.15%	9	5.49%
	Overvotes:	0	0.00%	1	0.74%	1	0.61%
	Invalid votes:	0	0.00%	2	1.47%	2	1.22%

**Representative in State Legislature 92nd District - Democratic Party - Vote for not more than 1**

Choice	Party	Absentee Voting		Election Day Voting		Total	
Terry J. Sabo		26	92.86%	114	83.21%	140	84.85%
	Cast Votes:	26	92.86%	114	83.21%	140	84.85%
	Undervotes:	2	7.14%	20	14.60%	22	13.33%
	Overvotes:	0	0.00%	0	0.00%	0	0.00%
	Invalid votes:	0	0.00%	3	2.19%	3	1.82%

**County Commissioner District 6 - Democratic Party - Vote for not more than 1**

Choice	Party	Absentee Voting		Election Day Voting		Total	
Charles Nash		26	92.86%	122	89.71%	148	90.24%
	Cast Votes:	26	92.86%	122	89.71%	148	90.24%
	Undervotes:	2	7.14%	12	8.82%	14	8.54%
	Overvotes:	0	0.00%	0	0.00%	0	0.00%
	Invalid votes:	0	0.00%	2	1.47%	2	1.22%



**Precinct Results**

Election Night Reporting

Run Time 5:19 PM  
Run Date 08/10/2018

**Muskegon County, Michigan**

Primary Election, Tuesday, August 7, 2018

8/7/2018

Page 310 of 502

**Official results**

Registered Voters  
33693 of 125609 = 26.82 %

Precincts Reporting  
67 of 67 = 100.00 %

**Muskegon City Precinct 6**

**Governor - Libertarian Party - Vote for not more than 1**

Choice	Party	Absentee Voting		Election Day Voting		Total	
Bill Gelineau		0	0.00%	1	33.33%	1	33.33%
John J. Tatar		0	0.00%	0	0.00%	0	0.00%
Cast Votes:		0	0.00%	1	33.33%	1	33.33%
Undervotes:		0	0.00%	0	0.00%	0	0.00%
Overvotes:		0	0.00%	0	0.00%	0	0.00%
Invalid votes:		0	0.00%	2	66.67%	2	66.67%

**United States Senator - Libertarian Party - Vote for not more than 1**

Choice	Party	Absentee Voting		Election Day Voting		Total	
Tim Yow (W)		0	0.00%	0	0.00%	0	0.00%
Cast Votes:		0	0.00%	0	0.00%	0	0.00%
Undervotes:		0	0.00%	1	50.00%	1	50.00%
Overvotes:		0	0.00%	0	0.00%	0	0.00%
Invalid votes:		0	0.00%	1	50.00%	1	50.00%

**Representative in Congress - Libertarian Party - Vote for not more than 1**

Choice	Party	Absentee Voting		Election Day Voting		Total	
Cast Votes:		0	0.00%	0	0.00%	0	0.00%
Undervotes:		0	0.00%	1	100.00%	1	100.00%
Overvotes:		0	0.00%	0	0.00%	0	0.00%
Invalid votes:		0	0.00%	0	0.00%	0	0.00%

**Precinct Results**

Election Night Reporting

Run Time 5:19 PM

Run Date 08/10/2018

**Muskegon County, Michigan**

Primary Election, Tuesday, August 7, 2018

8/7/2018

Page 311 of 502

**Official results**

Registered Voters

33693 of 125609 = 26.82 %

Precincts Reporting

67 of 67 = 100.00 %

**Muskegon City Precinct 6****State Senator - Libertarian Party - Vote for not more than 1**

Choice	Party	Absentee Voting		Election Day Voting		Total	
Max Riekse		0	0.00%	0	0.00%	0	0.00%
Cast Votes:		0	0.00%	0	0.00%	0	0.00%
Undervotes:		0	0.00%	1	50.00%	1	50.00%
Overvotes:		0	0.00%	0	0.00%	0	0.00%
Invalid votes:		0	0.00%	1	50.00%	1	50.00%

**Representative in State Legislature 92nd District - Libertarian Party - Vote for not more than 1**

Choice	Party	Absentee Voting		Election Day Voting		Total	
Cast Votes:		0	0.00%	0	0.00%	0	0.00%
Undervotes:		0	0.00%	1	50.00%	1	50.00%
Overvotes:		0	0.00%	0	0.00%	0	0.00%
Invalid votes:		0	0.00%	1	50.00%	1	50.00%

**County Commissioner District 6 - Libertarian Party - Vote for not more than 1**

Choice	Party	Absentee Voting		Election Day Voting		Total	
Cast Votes:		0	0.00%	0	0.00%	0	0.00%
Undervotes:		0	0.00%	1	50.00%	1	50.00%
Overvotes:		0	0.00%	0	0.00%	0	0.00%
Invalid votes:		0	0.00%	1	50.00%	1	50.00%

**Delegate to County Convention - Republican Party - Vote for not more than 2**

Choice	Party	Absentee Voting		Election Day Voting		Total	
Cast Votes:		0	0.00%	0	0.00%	0	0.00%
Undervotes:		14	100.00%	68	100.00%	82	100.00%
Overvotes:		0	0.00%	0	0.00%	0	0.00%
Invalid votes:		0	0.00%	0	0.00%	0	0.00%

**Precinct Results**

Election Night Reporting

Run Time 5:19 PM

Run Date 08/10/2018

**Muskegon County, Michigan**

Primary Election, Tuesday, August 7, 2018

8/7/2018

Page 313 of 502

**Official results**

Registered Voters

33693 of 125609 = 26.82 %

Precincts Reporting

67 of 67 = 100.00 %

**Muskegon City Precinct 7****Governor - Republican Party - Vote for not more than 1**

Choice	Party	Absentee Voting		Election Day Voting		Total	
Patrick Colbeck		3	10.00%	15	25.42%	18	20.22%
Brian Calley		9	30.00%	12	20.34%	21	23.60%
Jim Hines		2	6.67%	6	10.17%	8	8.99%
Bill Schuette		14	46.67%	24	40.68%	38	42.70%
Evan Space (W)		0	0.00%	0	0.00%	0	0.00%
Cast Votes:		28	93.33%	57	96.61%	85	95.51%
Undervotes:		0	0.00%	1	1.69%	1	1.12%
Overvotes:		0	0.00%	1	1.69%	1	1.12%
Invalid votes:		2	6.67%	0	0.00%	2	2.25%

**United States Senator - Republican Party - Vote for not more than 1**

Choice	Party	Absentee Voting		Election Day Voting		Total	
John James		9	29.03%	30	50.85%	39	43.33%
Sandy Pensler		18	58.06%	26	44.07%	44	48.89%
William F. White (W)		0	0.00%	0	0.00%	0	0.00%
Cast Votes:		27	87.10%	56	94.92%	83	92.22%
Undervotes:		1	3.23%	3	5.08%	4	4.44%
Overvotes:		0	0.00%	0	0.00%	0	0.00%
Invalid votes:		3	9.68%	0	0.00%	3	3.33%

**Representative in Congress - Republican Party - Vote for not more than 1**

Choice	Party	Absentee Voting		Election Day Voting		Total	
Bill Huizenga		26	89.66%	47	79.66%	73	82.95%
Cast Votes:		26	89.66%	47	79.66%	73	82.95%
Undervotes:		2	6.90%	12	20.34%	14	15.91%
Overvotes:		0	0.00%	0	0.00%	0	0.00%
Invalid votes:		1	3.45%	0	0.00%	1	1.14%

**Precinct Results**

Election Night Reporting

Run Time 5:19 PM

Run Date 08/10/2018

**Muskegon County, Michigan**

Primary Election, Tuesday, August 7, 2018

8/7/2018

Page 314 of 502

**Official results**

Registered Voters

33693 of 125609 = 26.82 %

Precincts Reporting

67 of 67 = 100.00 %

**Muskegon City Precinct 7****State Senator - Republican Party - Vote for not more than 1**

Choice	Party	Absentee Voting		Election Day Voting		Total	
Jon Bumstead		7	23.33%	27	45.76%	34	38.20%
Holly Hughes		20	66.67%	32	54.24%	52	58.43%
Cast Votes:		27	90.00%	59	100.00%	86	96.63%
Undervotes:		1	3.33%	0	0.00%	1	1.12%
Overvotes:		0	0.00%	0	0.00%	0	0.00%
Invalid votes:		2	6.67%	0	0.00%	2	2.25%

**Representative in State Legislature 92nd District - Republican Party - Vote for not more than 1**

Choice	Party	Absentee Voting		Election Day Voting		Total	
Gail Eichorst		23	79.31%	39	66.10%	62	70.45%
Cast Votes:		23	79.31%	39	66.10%	62	70.45%
Undervotes:		5	17.24%	20	33.90%	25	28.41%
Overvotes:		0	0.00%	0	0.00%	0	0.00%
Invalid votes:		1	3.45%	0	0.00%	1	1.14%

**County Commissioner District 6 - Republican Party - Vote for not more than 1**

Choice	Party	Absentee Voting		Election Day Voting		Total	
Cast Votes:		0	0.00%	0	0.00%	0	0.00%
Undervotes:		28	100.00%	59	100.00%	87	100.00%
Overvotes:		0	0.00%	0	0.00%	0	0.00%
Invalid votes:		0	0.00%	0	0.00%	0	0.00%

**Precinct Results**

Election Night Reporting

Run Time 5:19 PM

Run Date 08/10/2018

**Muskegon County, Michigan**

Primary Election, Tuesday, August 7, 2018

8/7/2018

Page 315 of 502

**Official results**

Registered Voters

33693 of 125609 = 26.82 %

Precincts Reporting

67 of 67 = 100.00 %

**Muskegon City Precinct 7****Governor - Democratic Party - Vote for not more than 1**

Choice	Party	Absentee Voting		Election Day Voting		Total	
Gretchen Whitmer		35	45.45%	81	32.66%	116	35.69%
Abdul El-Sayed		13	16.88%	99	39.92%	112	34.46%
Shri Thanedar		26	33.77%	67	27.02%	93	28.62%
William Cobbs (W)		0	0.00%	0	0.00%	0	0.00%
Cast Votes:		74	96.10%	247	99.60%	321	98.77%
Undervotes:		0	0.00%	1	0.40%	1	0.31%
Overvotes:		0	0.00%	0	0.00%	0	0.00%
Invalid votes:		3	3.90%	0	0.00%	3	0.92%

**United States Senator - Democratic Party - Vote for not more than 1**

Choice	Party	Absentee Voting		Election Day Voting		Total	
Debbie Stabenow		71	92.21%	230	92.74%	301	92.62%
Cast Votes:		71	92.21%	230	92.74%	301	92.62%
Undervotes:		3	3.90%	18	7.26%	21	6.46%
Overvotes:		0	0.00%	0	0.00%	0	0.00%
Invalid votes:		3	3.90%	0	0.00%	3	0.92%

**Representative in Congress - Democratic Party - Vote for not more than 1**

Choice	Party	Absentee Voting		Election Day Voting		Total	
Rob Davidson		70	90.91%	217	87.50%	287	88.31%
Cast Votes:		70	90.91%	217	87.50%	287	88.31%
Undervotes:		4	5.19%	31	12.50%	35	10.77%
Overvotes:		0	0.00%	0	0.00%	0	0.00%
Invalid votes:		3	3.90%	0	0.00%	3	0.92%

**Precinct Results**

Election Night Reporting

Run Time 5:19 PM

Run Date 08/10/2018

**Muskegon County, Michigan**

Primary Election, Tuesday, August 7, 2018

8/7/2018

Page 316 of 502

**Official results**

Registered Voters

33693 of 125609 = 26.82 %

Precincts Reporting

67 of 67 = 100.00 %

**Muskegon City Precinct 7****State Senator - Democratic Party - Vote for not more than 1**

Choice	Party	Absentee Voting		Election Day Voting		Total	
Collene Lamonte		33	42.31%	88	35.48%	121	37.12%
Poppy Sias-Hernandez		40	51.28%	156	62.90%	196	60.12%
Cast Votes:		73	93.59%	244	98.39%	317	97.24%
Undervotes:		1	1.28%	4	1.61%	5	1.53%
Overvotes:		0	0.00%	0	0.00%	0	0.00%
Invalid votes:		4	5.13%	0	0.00%	4	1.23%

**Representative in State Legislature 92nd District - Democratic Party - Vote for not more than 1**

Choice	Party	Absentee Voting		Election Day Voting		Total	
Terry J. Sabo		71	91.03%	222	89.52%	293	89.88%
Cast Votes:		71	91.03%	222	89.52%	293	89.88%
Undervotes:		3	3.85%	26	10.48%	29	8.90%
Overvotes:		0	0.00%	0	0.00%	0	0.00%
Invalid votes:		4	5.13%	0	0.00%	4	1.23%

**County Commissioner District 6 - Democratic Party - Vote for not more than 1**

Choice	Party	Absentee Voting		Election Day Voting		Total	
Charles Nash		71	91.03%	223	89.92%	294	90.18%
Cast Votes:		71	91.03%	223	89.92%	294	90.18%
Undervotes:		3	3.85%	25	10.08%	28	8.59%
Overvotes:		0	0.00%	0	0.00%	0	0.00%
Invalid votes:		4	5.13%	0	0.00%	4	1.23%

**Precinct Results**

Election Night Reporting

Run Time 5:19 PM

Run Date 08/10/2018

**Muskegon County, Michigan**

Primary Election, Tuesday, August 7, 2018

8/7/2018

Page 317 of 502

**Official results**

Registered Voters

33693 of 125609 = 26.82 %

Precincts Reporting

67 of 67 = 100.00 %

**Muskegon City Precinct 7****Governor - Libertarian Party - Vote for not more than 1**

Choice	Party	Absentee Voting		Election Day Voting		Total	
Bill Gelineau		0	0.00%	3	75.00%	3	50.00%
John J. Tatar		0	0.00%	1	25.00%	1	16.67%
Cast Votes:		0	0.00%	4	100.00%	4	66.67%
Undervotes:		0	0.00%	0	0.00%	0	0.00%
Overvotes:		1	50.00%	0	0.00%	1	16.67%
Invalid votes:		1	50.00%	0	0.00%	1	16.67%

**United States Senator - Libertarian Party - Vote for not more than 1**

Choice	Party	Absentee Voting		Election Day Voting		Total	
Tim Yow (W)		0	0.00%	0	0.00%	0	0.00%
Cast Votes:		0	0.00%	0	0.00%	0	0.00%
Undervotes:		1	50.00%	4	100.00%	5	83.33%
Overvotes:		0	0.00%	0	0.00%	0	0.00%
Invalid votes:		1	50.00%	0	0.00%	1	16.67%

**Representative in Congress - Libertarian Party - Vote for not more than 1**

Choice	Party	Absentee Voting		Election Day Voting		Total	
Cast Votes:		0	0.00%	0	0.00%	0	0.00%
Undervotes:		1	50.00%	4	100.00%	5	83.33%
Overvotes:		0	0.00%	0	0.00%	0	0.00%
Invalid votes:		1	50.00%	0	0.00%	1	16.67%

**Precinct Results**

Election Night Reporting

Run Time 5:19 PM

Run Date 08/10/2018

**Muskegon County, Michigan**

Primary Election, Tuesday, August 7, 2018

8/7/2018

Page 318 of 502

**Official results**

Registered Voters

33693 of 125609 = 26.82 %

Precincts Reporting

67 of 67 = 100.00 %

**Muskegon City Precinct 7****State Senator - Libertarian Party - Vote for not more than 1**

Choice	Party	Absentee Voting		Election Day Voting		Total	
Max Riekse		1	33.33%	4	100.00%	5	71.43%
	Cast Votes:	1	33.33%	4	100.00%	5	71.43%
	Undervotes:	0	0.00%	0	0.00%	0	0.00%
	Overvotes:	0	0.00%	0	0.00%	0	0.00%
	Invalid votes:	2	66.67%	0	0.00%	2	28.57%

**Representative in State Legislature 92nd District - Libertarian Party - Vote for not more than 1**

Choice	Party	Absentee Voting		Election Day Voting		Total	
	Cast Votes:	0	0.00%	0	0.00%	0	0.00%
	Undervotes:	1	50.00%	4	100.00%	5	83.33%
	Overvotes:	0	0.00%	0	0.00%	0	0.00%
	Invalid votes:	1	50.00%	0	0.00%	1	16.67%

**County Commissioner District 6 - Libertarian Party - Vote for not more than 1**

Choice	Party	Absentee Voting		Election Day Voting		Total	
	Cast Votes:	0	0.00%	0	0.00%	0	0.00%
	Undervotes:	1	50.00%	4	100.00%	5	83.33%
	Overvotes:	0	0.00%	0	0.00%	0	0.00%
	Invalid votes:	1	50.00%	0	0.00%	1	16.67%



**Precinct Results**

Election Night Reporting

Run Time 5:19 PM

Run Date 08/10/2018

**Muskegon County, Michigan**

Primary Election, Tuesday, August 7, 2018

8/7/2018

Page 320 of 502

**Official results**

Registered Voters

33693 of 125609 = 26.82 %

Precincts Reporting

67 of 67 = 100.00 %

**Muskegon City Precinct 8****Governor - Republican Party - Vote for not more than 1**

Choice	Party	Absentee Voting		Election Day Voting		Total	
Patrick Colbeck		5	41.67%	7	26.92%	12	31.58%
Brian Calley		4	33.33%	3	11.54%	7	18.42%
Jim Hines		1	8.33%	1	3.85%	2	5.26%
Bill Schuette		1	8.33%	15	57.69%	16	42.11%
Evan Space (W)		0	0.00%	0	0.00%	0	0.00%
Cast Votes:		11	91.67%	26	100.00%	37	97.37%
Undervotes:		0	0.00%	0	0.00%	0	0.00%
Overvotes:		0	0.00%	0	0.00%	0	0.00%
Invalid votes:		1	8.33%	0	0.00%	1	2.63%

**United States Senator - Republican Party - Vote for not more than 1**

Choice	Party	Absentee Voting		Election Day Voting		Total	
John James		3	27.27%	10	38.46%	13	35.14%
Sandy Pensler		8	72.73%	16	61.54%	24	64.86%
William F. White (W)		0	0.00%	0	0.00%	0	0.00%
Cast Votes:		11	100.00%	26	100.00%	37	100.00%
Undervotes:		0	0.00%	0	0.00%	0	0.00%
Overvotes:		0	0.00%	0	0.00%	0	0.00%
Invalid votes:		0	0.00%	0	0.00%	0	0.00%

**Representative in Congress - Republican Party - Vote for not more than 1**

Choice	Party	Absentee Voting		Election Day Voting		Total	
Bill Huizenga		8	72.73%	25	96.15%	33	89.19%
Cast Votes:		8	72.73%	25	96.15%	33	89.19%
Undervotes:		3	27.27%	1	3.85%	4	10.81%
Overvotes:		0	0.00%	0	0.00%	0	0.00%
Invalid votes:		0	0.00%	0	0.00%	0	0.00%

**Precinct Results**

Election Night Reporting

Run Time 5:19 PM

Run Date 08/10/2018

**Muskegon County, Michigan**

Primary Election, Tuesday, August 7, 2018

8/7/2018

Page 321 of 502

**Official results**

Registered Voters

33693 of 125609 = 26.82 %

Precincts Reporting

67 of 67 = 100.00 %

**Muskegon City Precinct 8****State Senator - Republican Party - Vote for not more than 1**

Choice	Party	Absentee Voting		Election Day Voting		Total	
Jon Bumstead		5	38.46%	15	57.69%	20	51.28%
Holly Hughes		5	38.46%	11	42.31%	16	41.03%
Cast Votes:		10	76.92%	26	100.00%	36	92.31%
Undervotes:		1	7.69%	0	0.00%	1	2.56%
Overvotes:		0	0.00%	0	0.00%	0	0.00%
Invalid votes:		2	15.38%	0	0.00%	2	5.13%

**Representative in State Legislature 92nd District - Republican Party - Vote for not more than 1**

Choice	Party	Absentee Voting		Election Day Voting		Total	
Gail Eichorst		7	63.64%	24	92.31%	31	83.78%
Cast Votes:		7	63.64%	24	92.31%	31	83.78%
Undervotes:		4	36.36%	2	7.69%	6	16.22%
Overvotes:		0	0.00%	0	0.00%	0	0.00%
Invalid votes:		0	0.00%	0	0.00%	0	0.00%

**County Commissioner District 1 - Republican Party - Vote for not more than 1**

Choice	Party	Absentee Voting		Election Day Voting		Total	
Demario L. Phillips		6	54.55%	25	96.15%	31	83.78%
Cast Votes:		6	54.55%	25	96.15%	31	83.78%
Undervotes:		5	45.45%	1	3.85%	6	16.22%
Overvotes:		0	0.00%	0	0.00%	0	0.00%
Invalid votes:		0	0.00%	0	0.00%	0	0.00%

**Precinct Results**

Election Night Reporting

Run Time 5:19 PM

Run Date 08/10/2018

**Muskegon County, Michigan**

Primary Election, Tuesday, August 7, 2018

8/7/2018

Page 322 of 502

**Official results**

Registered Voters

33693 of 125609 = 26.82 %

Precincts Reporting

67 of 67 = 100.00 %

**Muskegon City Precinct 8****Governor - Democratic Party - Vote for not more than 1**

Choice	Party	Absentee Voting		Election Day Voting		Total	
Gretchen Whitmer		7	35.00%	68	47.55%	75	46.01%
Abdul El-Sayed		0	0.00%	31	21.68%	31	19.02%
Shri Thanedar		10	50.00%	44	30.77%	54	33.13%
William Cobbs (W)		0	0.00%	0	0.00%	0	0.00%
Cast Votes:		17	85.00%	143	100.00%	160	98.16%
Undervotes:		0	0.00%	0	0.00%	0	0.00%
Overvotes:		0	0.00%	0	0.00%	0	0.00%
Invalid votes:		3	15.00%	0	0.00%	3	1.84%

**United States Senator - Democratic Party - Vote for not more than 1**

Choice	Party	Absentee Voting		Election Day Voting		Total	
Debbie Stabenow		15	75.00%	128	89.51%	143	87.73%
Cast Votes:		15	75.00%	128	89.51%	143	87.73%
Undervotes:		2	10.00%	15	10.49%	17	10.43%
Overvotes:		0	0.00%	0	0.00%	0	0.00%
Invalid votes:		3	15.00%	0	0.00%	3	1.84%

**Representative in Congress - Democratic Party - Vote for not more than 1**

Choice	Party	Absentee Voting		Election Day Voting		Total	
Rob Davidson		13	72.22%	123	86.01%	136	84.47%
Cast Votes:		13	72.22%	123	86.01%	136	84.47%
Undervotes:		4	22.22%	20	13.99%	24	14.91%
Overvotes:		0	0.00%	0	0.00%	0	0.00%
Invalid votes:		1	5.56%	0	0.00%	1	0.62%

**Precinct Results**

Election Night Reporting

Run Time 5:19 PM

Run Date 08/10/2018

**Muskegon County, Michigan**

Primary Election, Tuesday, August 7, 2018

8/7/2018

Page 323 of 502

**Official results**

Registered Voters

33693 of 125609 = 26.82 %

Precincts Reporting

67 of 67 = 100.00 %

**Muskegon City Precinct 8****State Senator - Democratic Party - Vote for not more than 1**

Choice	Party	Absentee Voting		Election Day Voting		Total	
Collene Lamonte		3	15.79%	44	30.77%	47	29.01%
Poppy Sias-Hernandez		13	68.42%	88	61.54%	101	62.35%
Cast Votes:		16	84.21%	132	92.31%	148	91.36%
Undervotes:		1	5.26%	11	7.69%	12	7.41%
Overvotes:		0	0.00%	0	0.00%	0	0.00%
Invalid votes:		2	10.53%	0	0.00%	2	1.23%

**Representative in State Legislature 92nd District - Democratic Party - Vote for not more than 1**

Choice	Party	Absentee Voting		Election Day Voting		Total	
Terry J. Sabo		14	73.68%	127	88.81%	141	87.04%
Cast Votes:		14	73.68%	127	88.81%	141	87.04%
Undervotes:		3	15.79%	16	11.19%	19	11.73%
Overvotes:		0	0.00%	0	0.00%	0	0.00%
Invalid votes:		2	10.53%	0	0.00%	2	1.23%

**County Commissioner District 1 - Democratic Party - Vote for not more than 1**

Choice	Party	Absentee Voting		Election Day Voting		Total	
Pat Jones		8	40.00%	60	41.96%	68	41.72%
Rillastine R. Wilkins		7	35.00%	72	50.35%	79	48.47%
Cast Votes:		15	75.00%	132	92.31%	147	90.18%
Undervotes:		2	10.00%	11	7.69%	13	7.98%
Overvotes:		0	0.00%	0	0.00%	0	0.00%
Invalid votes:		3	15.00%	0	0.00%	3	1.84%

**Precinct Results**

Election Night Reporting

Run Time 5:19 PM

Run Date 08/10/2018

**Muskegon County, Michigan**

Primary Election, Tuesday, August 7, 2018

8/7/2018

Page 324 of 502

**Official results**

Registered Voters

33693 of 125609 = 26.82 %

Precincts Reporting

67 of 67 = 100.00 %

**Muskegon City Precinct 8****Governor - Libertarian Party - Vote for not more than 1**

Choice	Party	Absentee Voting		Election Day Voting		Total	
Bill Gelineau		0	0.00%	0	0.00%	0	0.00%
John J. Tatar		0	0.00%	0	0.00%	0	0.00%
	Cast Votes:	0	0.00%	0	0.00%	0	0.00%
	Undervotes:	0	0.00%	0	0.00%	0	0.00%
	Overvotes:	0	0.00%	0	0.00%	0	0.00%
	Invalid votes:	2	100.00%	0	0.00%	2	100.00%

**United States Senator - Libertarian Party - Vote for not more than 1**

Choice	Party	Absentee Voting		Election Day Voting		Total	
Tim Yow (W)		0	0.00%	0	0.00%	0	0.00%
	Cast Votes:	0	0.00%	0	0.00%	0	0.00%
	Undervotes:	0	0.00%	0	0.00%	0	0.00%
	Overvotes:	0	0.00%	0	0.00%	0	0.00%
	Invalid votes:	0	0.00%	0	0.00%	0	0.00%

**Representative in Congress - Libertarian Party - Vote for not more than 1**

Choice	Party	Absentee Voting		Election Day Voting		Total	
	Cast Votes:	0	0.00%	0	0.00%	0	0.00%
	Undervotes:	0	0.00%	0	0.00%	0	0.00%
	Overvotes:	0	0.00%	0	0.00%	0	0.00%
	Invalid votes:	0	0.00%	0	0.00%	0	0.00%

**Precinct Results**  
 Election Night Reporting  
 Run Time 5:19 PM  
 Run Date 08/10/2018

**Muskegon County, Michigan**  
 Primary Election, Tuesday, August 7, 2018  
 8/7/2018  
 Page 325 of 502

**Official results**  
 Registered Voters  
 33693 of 125609 = 26.82 %  
 Precincts Reporting  
 67 of 67 = 100.00 %

**Muskegon City Precinct 8**

**State Senator - Libertarian Party - Vote for not more than 1**

Choice	Party	Absentee Voting		Election Day Voting		Total	
Max Riekse		0	0.00%	0	0.00%	0	0.00%
	Cast Votes:	0	0.00%	0	0.00%	0	0.00%
	Undervotes:	0	0.00%	0	0.00%	0	0.00%
	Overvotes:	0	0.00%	0	0.00%	0	0.00%
	Invalid votes:	1	100.00%	0	0.00%	1	100.00%

**Representative in State Legislature 92nd District - Libertarian Party - Vote for not more than 1**

Choice	Party	Absentee Voting		Election Day Voting		Total	
	Cast Votes:	0	0.00%	0	0.00%	0	0.00%
	Undervotes:	0	0.00%	0	0.00%	0	0.00%
	Overvotes:	0	0.00%	0	0.00%	0	0.00%
	Invalid votes:	0	0.00%	0	0.00%	0	0.00%

**County Commissioner District 1 - Libertarian Party - Vote for not more than 1**

Choice	Party	Absentee Voting		Election Day Voting		Total	
	Cast Votes:	0	0.00%	0	0.00%	0	0.00%
	Undervotes:	0	0.00%	0	0.00%	0	0.00%
	Overvotes:	0	0.00%	0	0.00%	0	0.00%
	Invalid votes:	0	0.00%	0	0.00%	0	0.00%

**Delegate to County Convention - Republican Party - Vote for not more than 2**

Choice	Party	Absentee Voting		Election Day Voting		Total	
	Cast Votes:	0	0.00%	0	0.00%	0	0.00%
	Undervotes:	22	100.00%	52	100.00%	74	100.00%
	Overvotes:	0	0.00%	0	0.00%	0	0.00%
	Invalid votes:	0	0.00%	0	0.00%	0	0.00%

**Precinct Results**

Election Night Reporting

Run Time 5:19 PM

Run Date 08/10/2018

**Muskegon County, Michigan**

Primary Election, Tuesday, August 7, 2018

8/7/2018

Page 327 of 502

**Official results**

Registered Voters

33693 of 125609 = 26.82 %

Precincts Reporting

67 of 67 = 100.00 %

**Muskegon City Precinct 9****Governor - Republican Party - Vote for not more than 1**

Choice	Party	Absentee Voting		Election Day Voting		Total	
Patrick Colbeck		0	0.00%	5	16.13%	5	13.89%
Brian Calley		0	0.00%	8	25.81%	8	22.22%
Jim Hines		3	60.00%	3	9.68%	6	16.67%
Bill Schuette		1	20.00%	12	38.71%	13	36.11%
Evan Space (W)		0	0.00%	0	0.00%	0	0.00%
Cast Votes:		4	80.00%	28	90.32%	32	88.89%
Undervotes:		0	0.00%	0	0.00%	0	0.00%
Overvotes:		0	0.00%	0	0.00%	0	0.00%
Invalid votes:		1	20.00%	3	9.68%	4	11.11%

**United States Senator - Republican Party - Vote for not more than 1**

Choice	Party	Absentee Voting		Election Day Voting		Total	
John James		3	75.00%	17	54.84%	20	57.14%
Sandy Pensler		0	0.00%	10	32.26%	10	28.57%
William F. White (W)		0	0.00%	0	0.00%	0	0.00%
Cast Votes:		3	75.00%	27	87.10%	30	85.71%
Undervotes:		1	25.00%	1	3.23%	2	5.71%
Overvotes:		0	0.00%	0	0.00%	0	0.00%
Invalid votes:		0	0.00%	3	9.68%	3	8.57%

**Representative in Congress - Republican Party - Vote for not more than 1**

Choice	Party	Absentee Voting		Election Day Voting		Total	
Bill Huizenga		3	60.00%	23	74.19%	26	72.22%
Cast Votes:		3	60.00%	23	74.19%	26	72.22%
Undervotes:		1	20.00%	5	16.13%	6	16.67%
Overvotes:		0	0.00%	0	0.00%	0	0.00%
Invalid votes:		1	20.00%	3	9.68%	4	11.11%

**Precinct Results**

Election Night Reporting

Run Time 5:19 PM

Run Date 08/10/2018

**Muskegon County, Michigan**

Primary Election, Tuesday, August 7, 2018

8/7/2018

Page 328 of 502

**Official results**

Registered Voters

33693 of 125609 = 26.82 %

Precincts Reporting

67 of 67 = 100.00 %

**Muskegon City Precinct 9****State Senator - Republican Party - Vote for not more than 1**

Choice	Party	Absentee Voting		Election Day Voting		Total	
Jon Bumstead		0	0.00%	15	48.39%	15	40.54%
Holly Hughes		3	50.00%	12	38.71%	15	40.54%
Cast Votes:		3	50.00%	27	87.10%	30	81.08%
Undervotes:		1	16.67%	1	3.23%	2	5.41%
Overvotes:		0	0.00%	0	0.00%	0	0.00%
Invalid votes:		2	33.33%	3	9.68%	5	13.51%

**Representative in State Legislature 92nd District - Republican Party - Vote for not more than 1**

Choice	Party	Absentee Voting		Election Day Voting		Total	
Gail Eichorst		2	50.00%	20	64.52%	22	62.86%
Cast Votes:		2	50.00%	20	64.52%	22	62.86%
Undervotes:		2	50.00%	8	25.81%	10	28.57%
Overvotes:		0	0.00%	0	0.00%	0	0.00%
Invalid votes:		0	0.00%	3	9.68%	3	8.57%

**County Commissioner District 1 - Republican Party - Vote for not more than 1**

Choice	Party	Absentee Voting		Election Day Voting		Total	
Demario L. Phillips		2	50.00%	19	65.52%	21	63.64%
Cast Votes:		2	50.00%	19	65.52%	21	63.64%
Undervotes:		2	50.00%	7	24.14%	9	27.27%
Overvotes:		0	0.00%	0	0.00%	0	0.00%
Invalid votes:		0	0.00%	3	10.34%	3	9.09%



**Precinct Results**

Election Night Reporting

Run Time 5:19 PM

Run Date 08/10/2018

**Muskegon County, Michigan**

Primary Election, Tuesday, August 7, 2018

8/7/2018

Page 329 of 502

**Official results**

Registered Voters

33693 of 125609 = 26.82 %

Precincts Reporting

67 of 67 = 100.00 %

**Muskegon City Precinct 9****County Commissioner District 2 - Republican Party - Vote for not more than 1**

Choice	Party	Absentee Voting		Election Day Voting		Total	
	Cast Votes:	0	0.00%	0	0.00%	0	0.00%
	Undervotes:	0	0.00%	0	0.00%	0	0.00%
	Overvotes:	0	0.00%	0	0.00%	0	0.00%
	Invalid votes:	0	0.00%	0	0.00%	0	0.00%

**Governor - Democratic Party - Vote for not more than 1**

Choice	Party	Absentee Voting		Election Day Voting		Total	
Gretchen Whitmer		19	47.50%	50	29.94%	69	33.33%
Abdul El-Sayed		5	12.50%	64	38.32%	69	33.33%
Shri Thanedar		13	32.50%	53	31.74%	66	31.88%
William Cobbs (W)		0	0.00%	0	0.00%	0	0.00%
	Cast Votes:	37	92.50%	167	100.00%	204	98.55%
	Undervotes:	0	0.00%	0	0.00%	0	0.00%
	Overvotes:	0	0.00%	0	0.00%	0	0.00%
	Invalid votes:	3	7.50%	0	0.00%	3	1.45%

**United States Senator - Democratic Party - Vote for not more than 1**

Choice	Party	Absentee Voting		Election Day Voting		Total	
Debbie Stabenow		37	92.50%	151	90.42%	188	90.82%
	Cast Votes:	37	92.50%	151	90.42%	188	90.82%
	Undervotes:	0	0.00%	2	1.20%	2	0.97%
	Overvotes:	0	0.00%	0	0.00%	0	0.00%
	Invalid votes:	3	7.50%	14	8.38%	17	8.21%

**Precinct Results**

Election Night Reporting

Run Time 5:19 PM

Run Date 08/10/2018

**Muskegon County, Michigan**

Primary Election, Tuesday, August 7, 2018

8/7/2018

Page 330 of 502

**Official results**

Registered Voters

33693 of 125609 = 26.82 %

Precincts Reporting

67 of 67 = 100.00 %

**Muskegon City Precinct 9****Representative in Congress - Democratic Party - Vote for not more than 1**

Choice	Party	Absentee Voting		Election Day Voting		Total	
Rob Davidson		36	92.31%	141	84.43%	177	85.92%
	Cast Votes:	36	92.31%	141	84.43%	177	85.92%
	Undervotes:	1	2.56%	26	15.57%	27	13.11%
	Overvotes:	0	0.00%	0	0.00%	0	0.00%
	Invalid votes:	2	5.13%	0	0.00%	2	0.97%

**State Senator - Democratic Party - Vote for not more than 1**

Choice	Party	Absentee Voting		Election Day Voting		Total	
Collene Lamonte		16	41.03%	60	35.93%	76	36.89%
Poppy Sias-Hernandez		20	51.28%	99	59.28%	119	57.77%
	Cast Votes:	36	92.31%	159	95.21%	195	94.66%
	Undervotes:	1	2.56%	7	4.19%	8	3.88%
	Overvotes:	0	0.00%	1	0.60%	1	0.49%
	Invalid votes:	2	5.13%	0	0.00%	2	0.97%

**Representative in State Legislature 92nd District - Democratic Party - Vote for not more than 1**

Choice	Party	Absentee Voting		Election Day Voting		Total	
Terry J. Sabo		37	92.50%	147	88.02%	184	88.89%
	Cast Votes:	37	92.50%	147	88.02%	184	88.89%
	Undervotes:	0	0.00%	19	11.38%	19	9.18%
	Overvotes:	0	0.00%	0	0.00%	0	0.00%
	Invalid votes:	3	7.50%	1	0.60%	4	1.93%

**Precinct Results**

Election Night Reporting

Run Time 5:19 PM

Run Date 08/10/2018

**Muskegon County, Michigan**

Primary Election, Tuesday, August 7, 2018

8/7/2018

Page 331 of 502

**Official results**

Registered Voters

33693 of 125609 = 26.82 %

Precincts Reporting

67 of 67 = 100.00 %

**Muskegon City Precinct 9****County Commissioner District 1 - Democratic Party - Vote for not more than 1**

Choice	Party	Absentee Voting		Election Day Voting		Total	
Pat Jones		8	22.86%	47	30.13%	55	28.80%
Rillastine R. Wilkins		22	62.86%	99	63.46%	121	63.35%
Cast Votes:		30	85.71%	146	93.59%	176	92.15%
Undervotes:		2	5.71%	9	5.77%	11	5.76%
Overvotes:		0	0.00%	0	0.00%	0	0.00%
Invalid votes:		3	8.57%	1	0.64%	4	2.09%

**County Commissioner District 2 - Democratic Party - Vote for not more than 1**

Choice	Party	Absentee Voting		Election Day Voting		Total	
Benjamin Cross		1	20.00%	3	27.27%	4	25.00%
Marcia Hovey-Wright		4	80.00%	6	54.55%	10	62.50%
Cast Votes:		5	100.00%	9	81.82%	14	87.50%
Undervotes:		0	0.00%	2	18.18%	2	12.50%
Overvotes:		0	0.00%	0	0.00%	0	0.00%
Invalid votes:		0	0.00%	0	0.00%	0	0.00%

**Governor - Libertarian Party - Vote for not more than 1**

Choice	Party	Absentee Voting		Election Day Voting		Total	
Bill Gelineau		2	100.00%	0	0.00%	2	100.00%
John J. Tatar		0	0.00%	0	0.00%	0	0.00%
Cast Votes:		2	100.00%	0	0.00%	2	100.00%
Undervotes:		0	0.00%	0	0.00%	0	0.00%
Overvotes:		0	0.00%	0	0.00%	0	0.00%
Invalid votes:		0	0.00%	0	0.00%	0	0.00%

**Precinct Results**

Election Night Reporting

Run Time 5:19 PM

Run Date 08/10/2018

**Muskegon County, Michigan**

Primary Election, Tuesday, August 7, 2018

8/7/2018

Page 332 of 502

**Official results**

Registered Voters

33693 of 125609 = 26.82 %

Precincts Reporting

67 of 67 = 100.00 %

**Muskegon City Precinct 9****United States Senator - Libertarian Party - Vote for not more than 1**

Choice	Party	Absentee Voting		Election Day Voting		Total	
Tim Yow (W)		0	0.00%	0	0.00%	0	0.00%
	Cast Votes:	0	0.00%	0	0.00%	0	0.00%
	Undervotes:	0	0.00%	0	0.00%	0	0.00%
	Overvotes:	0	0.00%	0	0.00%	0	0.00%
	Invalid votes:	0	0.00%	0	0.00%	0	0.00%

**Representative in Congress - Libertarian Party - Vote for not more than 1**

Choice	Party	Absentee Voting		Election Day Voting		Total	
	Cast Votes:	0	0.00%	0	0.00%	0	0.00%
	Undervotes:	0	0.00%	0	0.00%	0	0.00%
	Overvotes:	0	0.00%	0	0.00%	0	0.00%
	Invalid votes:	0	0.00%	0	0.00%	0	0.00%

**State Senator - Libertarian Party - Vote for not more than 1**

Choice	Party	Absentee Voting		Election Day Voting		Total	
Max Riekse		2	100.00%	0	0.00%	2	100.00%
	Cast Votes:	2	100.00%	0	0.00%	2	100.00%
	Undervotes:	0	0.00%	0	0.00%	0	0.00%
	Overvotes:	0	0.00%	0	0.00%	0	0.00%
	Invalid votes:	0	0.00%	0	0.00%	0	0.00%

**Representative in State Legislature 92nd District - Libertarian Party - Vote for not more than 1**

Choice	Party	Absentee Voting		Election Day Voting		Total	
	Cast Votes:	0	0.00%	0	0.00%	0	0.00%
	Undervotes:	0	0.00%	0	0.00%	0	0.00%
	Overvotes:	0	0.00%	0	0.00%	0	0.00%
	Invalid votes:	0	0.00%	0	0.00%	0	0.00%

**Precinct Results**

Election Night Reporting

Run Time 5:19 PM

Run Date 08/10/2018

**Muskegon County, Michigan**

Primary Election, Tuesday, August 7, 2018

8/7/2018

Page 335 of 502

**Official results**

Registered Voters

33693 of 125609 = 26.82 %

Precincts Reporting

67 of 67 = 100.00 %

**Muskegon City Precinct 10****Governor - Republican Party - Vote for not more than 1**

Choice	Party	Absentee Voting		Election Day Voting		Total	
Patrick Colbeck		5	11.90%	13	13.27%	18	12.86%
Brian Calley		9	21.43%	13	13.27%	22	15.71%
Jim Hines		5	11.90%	14	14.29%	19	13.57%
Bill Schuette		18	42.86%	56	57.14%	74	52.86%
Evan Space (W)		0	0.00%	0	0.00%	0	0.00%
Cast Votes:		37	88.10%	96	97.96%	133	95.00%
Undervotes:		0	0.00%	2	2.04%	2	1.43%
Overvotes:		1	2.38%	0	0.00%	1	0.71%
Invalid votes:		4	9.52%	0	0.00%	4	2.86%

**United States Senator - Republican Party - Vote for not more than 1**

Choice	Party	Absentee Voting		Election Day Voting		Total	
John James		22	56.41%	59	60.20%	81	59.12%
Sandy Pensler		16	41.03%	35	35.71%	51	37.23%
William F. White (W)		0	0.00%	0	0.00%	0	0.00%
Cast Votes:		38	97.44%	94	95.92%	132	96.35%
Undervotes:		0	0.00%	4	4.08%	4	2.92%
Overvotes:		0	0.00%	0	0.00%	0	0.00%
Invalid votes:		1	2.56%	0	0.00%	1	0.73%

**Representative in Congress - Republican Party - Vote for not more than 1**

Choice	Party	Absentee Voting		Election Day Voting		Total	
Bill Huizenga		34	82.93%	83	84.69%	117	84.17%
Cast Votes:		34	82.93%	83	84.69%	117	84.17%
Undervotes:		4	9.76%	15	15.31%	19	13.67%
Overvotes:		0	0.00%	0	0.00%	0	0.00%
Invalid votes:		3	7.32%	0	0.00%	3	2.16%

**Precinct Results**

Election Night Reporting

Run Time 5:19 PM

Run Date 08/10/2018

**Muskegon County, Michigan**

Primary Election, Tuesday, August 7, 2018

8/7/2018

Page 336 of 502

**Official results**

Registered Voters

33693 of 125609 = 26.82 %

Precincts Reporting

67 of 67 = 100.00 %

**Muskegon City Precinct 10****State Senator - Republican Party - Vote for not more than 1**

Choice	Party	Absentee Voting		Election Day Voting		Total	
Jon Bumstead		9	21.43%	57	58.16%	66	47.14%
Holly Hughes		28	66.67%	36	36.73%	64	45.71%
Cast Votes:		37	88.10%	93	94.90%	130	92.86%
Undervotes:		1	2.38%	5	5.10%	6	4.29%
Overvotes:		0	0.00%	0	0.00%	0	0.00%
Invalid votes:		4	9.52%	0	0.00%	4	2.86%

**Representative in State Legislature 92nd District - Republican Party - Vote for not more than 1**

Choice	Party	Absentee Voting		Election Day Voting		Total	
Gail Eichorst		23	57.50%	72	73.47%	95	68.84%
Cast Votes:		23	57.50%	72	73.47%	95	68.84%
Undervotes:		15	37.50%	26	26.53%	41	29.71%
Overvotes:		0	0.00%	0	0.00%	0	0.00%
Invalid votes:		2	5.00%	0	0.00%	2	1.45%

**County Commissioner District 2 - Republican Party - Vote for not more than 1**

Choice	Party	Absentee Voting		Election Day Voting		Total	
Cast Votes:		0	0.00%	0	0.00%	0	0.00%
Undervotes:		38	100.00%	98	100.00%	136	100.00%
Overvotes:		0	0.00%	0	0.00%	0	0.00%
Invalid votes:		0	0.00%	0	0.00%	0	0.00%

**Precinct Results**

Election Night Reporting

Run Time 5:19 PM

Run Date 08/10/2018

**Muskegon County, Michigan**

Primary Election, Tuesday, August 7, 2018

8/7/2018

Page 337 of 502

**Official results**

Registered Voters

33693 of 125609 = 26.82 %

Precincts Reporting

67 of 67 = 100.00 %

**Muskegon City Precinct 10****Governor - Democratic Party - Vote for not more than 1**

Choice	Party	Absentee Voting		Election Day Voting		Total	
Gretchen Whitmer		26	45.61%	97	33.45%	123	35.45%
Abdul El-Sayed		5	8.77%	127	43.79%	132	38.04%
Shri Thanedar		22	38.60%	65	22.41%	87	25.07%
William Cobbs (W)		0	0.00%	0	0.00%	0	0.00%
Cast Votes:		53	92.98%	289	99.66%	342	98.56%
Undervotes:		1	1.75%	1	0.34%	2	0.58%
Overvotes:		0	0.00%	0	0.00%	0	0.00%
Invalid votes:		3	5.26%	0	0.00%	3	0.86%

**United States Senator - Democratic Party - Vote for not more than 1**

Choice	Party	Absentee Voting		Election Day Voting		Total	
Debbie Stabenow		48	84.21%	260	89.66%	308	88.76%
Cast Votes:		48	84.21%	260	89.66%	308	88.76%
Undervotes:		6	10.53%	30	10.34%	36	10.37%
Overvotes:		0	0.00%	0	0.00%	0	0.00%
Invalid votes:		3	5.26%	0	0.00%	3	0.86%

**Representative in Congress - Democratic Party - Vote for not more than 1**

Choice	Party	Absentee Voting		Election Day Voting		Total	
Rob Davidson		47	83.93%	247	85.17%	294	84.97%
Cast Votes:		47	83.93%	247	85.17%	294	84.97%
Undervotes:		7	12.50%	43	14.83%	50	14.45%
Overvotes:		0	0.00%	0	0.00%	0	0.00%
Invalid votes:		2	3.57%	0	0.00%	2	0.58%



**Precinct Results**

Election Night Reporting

Run Time 5 19 PM

Run Date 08/10/2018

**Muskegon County, Michigan**

Primary Election, Tuesday, August 7, 2018

8/7/2018

Page 338 of 502

**Official results**

Registered Voters

33693 of 125609 = 26.82 %

Precincts Reporting

67 of 67 = 100.00 %

**Muskegon City Precinct 10****State Senator - Democratic Party - Vote for not more than 1**

Choice	Party	Absentee Voting		Election Day Voting		Total	
Collene Lamonte		29	52.73%	82	28.28%	111	32.17%
Poppy Sias-Hernandez		24	43.64%	206	71.03%	230	66.67%
Cast Votes:		53	96.36%	288	99.31%	341	98.84%
Undervotes:		1	1.82%	2	0.69%	3	0.87%
Overvotes:		0	0.00%	0	0.00%	0	0.00%
Invalid votes:		1	1.82%	0	0.00%	1	0.29%

**Representative in State Legislature 92nd District - Democratic Party - Vote for not more than 1**

Choice	Party	Absentee Voting		Election Day Voting		Total	
Terry J. Sabo		49	87.50%	262	90.34%	311	89.88%
Cast Votes:		49	87.50%	262	90.34%	311	89.88%
Undervotes:		5	8.93%	28	9.66%	33	9.54%
Overvotes:		0	0.00%	0	0.00%	0	0.00%
Invalid votes:		2	3.57%	0	0.00%	2	0.58%

**County Commissioner District 2 - Democratic Party - Vote for not more than 1**

Choice	Party	Absentee Voting		Election Day Voting		Total	
Benjamin Cross		27	45.00%	89	30.69%	116	33.14%
Marcia Hovey-Wright		27	45.00%	190	65.52%	217	62.00%
Cast Votes:		54	90.00%	279	96.21%	333	95.14%
Undervotes:		0	0.00%	11	3.79%	11	3.14%
Overvotes:		0	0.00%	0	0.00%	0	0.00%
Invalid votes:		6	10.00%	0	0.00%	6	1.71%



**Precinct Results**

Election Night Reporting

Run Time 5:19 PM

Run Date 08/10/2018

**Muskegon County, Michigan**

Primary Election, Tuesday, August 7, 2018

8/7/2018

Page 339 of 502

**Official results**

Registered Voters

33693 of 125609 = 26.82 %

Precincts Reporting

67 of 67 = 100.00 %

**Muskegon City Precinct 10****Governor - Libertarian Party - Vote for not more than 1**

Choice	Party	Absentee Voting		Election Day Voting		Total	
Bill Gelineau		0	0.00%	2	100.00%	2	100.00%
John J. Tatar		0	0.00%	0	0.00%	0	0.00%
Cast Votes:		0	0.00%	2	100.00%	2	100.00%
Undervotes:		0	0.00%	0	0.00%	0	0.00%
Overvotes:		0	0.00%	0	0.00%	0	0.00%
Invalid votes:		0	0.00%	0	0.00%	0	0.00%

**United States Senator - Libertarian Party - Vote for not more than 1**

Choice	Party	Absentee Voting		Election Day Voting		Total	
Tim Yow (W)		0	0.00%	0	0.00%	0	0.00%
Cast Votes:		0	0.00%	0	0.00%	0	0.00%
Undervotes:		0	0.00%	2	100.00%	2	100.00%
Overvotes:		0	0.00%	0	0.00%	0	0.00%
Invalid votes:		0	0.00%	0	0.00%	0	0.00%

**Representative in Congress - Libertarian Party - Vote for not more than 1**

Choice	Party	Absentee Voting		Election Day Voting		Total	
Cast Votes:		0	0.00%	0	0.00%	0	0.00%
Undervotes:		0	0.00%	2	100.00%	2	100.00%
Overvotes:		0	0.00%	0	0.00%	0	0.00%
Invalid votes:		0	0.00%	0	0.00%	0	0.00%

**Precinct Results**

Election Night Reporting

Run Time 5:19 PM

Run Date 08/10/2018

**Muskegon County, Michigan**

Primary Election, Tuesday, August 7, 2018

8/7/2018

Page 340 of 502

**Official results**

Registered Voters

33693 of 125609 = 26.82 %

Precincts Reporting

67 of 67 = 100.00 %

**Muskegon City Precinct 10****State Senator - Libertarian Party - Vote for not more than 1**

Choice	Party	Absentee Voting		Election Day Voting		Total	
Max Riekse		0	0.00%	2	100.00%	2	100.00%
	Cast Votes:	0	0.00%	2	100.00%	2	100.00%
	Undervotes:	0	0.00%	0	0.00%	0	0.00%
	Overvotes:	0	0.00%	0	0.00%	0	0.00%
	Invalid votes:	0	0.00%	0	0.00%	0	0.00%

**Representative in State Legislature 92nd District - Libertarian Party - Vote for not more than 1**

Choice	Party	Absentee Voting		Election Day Voting		Total	
	Cast Votes:	0	0.00%	0	0.00%	0	0.00%
	Undervotes:	0	0.00%	2	100.00%	2	100.00%
	Overvotes:	0	0.00%	0	0.00%	0	0.00%
	Invalid votes:	0	0.00%	0	0.00%	0	0.00%

**County Commissioner District 2 - Libertarian Party - Vote for not more than 1**

Choice	Party	Absentee Voting		Election Day Voting		Total	
	Cast Votes:	0	0.00%	0	0.00%	0	0.00%
	Undervotes:	0	0.00%	2	100.00%	2	100.00%
	Overvotes:	0	0.00%	0	0.00%	0	0.00%
	Invalid votes:	0	0.00%	0	0.00%	0	0.00%

**Precinct Results**

Election Night Reporting

Run Time 5:19 PM

Run Date 08/10/2018

**Muskegon County, Michigan**

Primary Election, Tuesday, August 7, 2018

8/7/2018

Page 342 of 502

**Official results**

Registered Voters

33693 of 125609 = 26.82 %

Precincts Reporting

67 of 67 = 100.00 %

**Muskegon City Precinct 11****Governor - Republican Party - Vote for not more than 1**

Choice	Party	Absentee Voting		Election Day Voting		Total	
Patrick Colbeck		4	6.15%	18	22.22%	22	15.07%
Brian Calley		22	33.85%	11	13.58%	33	22.60%
Jim Hines		11	16.92%	12	14.81%	23	15.75%
Bill Schuette		24	36.92%	40	49.38%	64	43.84%
Evan Space (W)		0	0.00%	0	0.00%	0	0.00%
Cast Votes:		61	93.85%	81	100.00%	142	97.26%
Undervotes:		0	0.00%	0	0.00%	0	0.00%
Overvotes:		0	0.00%	0	0.00%	0	0.00%
Invalid votes:		4	6.15%	0	0.00%	4	2.74%

**United States Senator - Republican Party - Vote for not more than 1**

Choice	Party	Absentee Voting		Election Day Voting		Total	
John James		17	26.56%	41	50.62%	58	40.00%
Sandy Pensler		38	59.38%	37	45.68%	75	51.72%
William F. White (W)		0	0.00%	0	0.00%	0	0.00%
Cast Votes:		55	85.94%	78	96.30%	133	91.72%
Undervotes:		6	9.38%	3	3.70%	9	6.21%
Overvotes:		0	0.00%	0	0.00%	0	0.00%
Invalid votes:		3	4.69%	0	0.00%	3	2.07%

**Representative in Congress - Republican Party - Vote for not more than 1**

Choice	Party	Absentee Voting		Election Day Voting		Total	
Bill Huizenga		54	83.08%	72	88.89%	126	86.30%
Cast Votes:		54	83.08%	72	88.89%	126	86.30%
Undervotes:		7	10.77%	9	11.11%	16	10.96%
Overvotes:		0	0.00%	0	0.00%	0	0.00%
Invalid votes:		4	6.15%	0	0.00%	4	2.74%

**Precinct Results**

Election Night Reporting

Run Time 5:19 PM

Run Date 08/10/2018

**Muskegon County, Michigan**

Primary Election, Tuesday, August 7, 2018

8/7/2018

Page 343 of 502

**Official results**

Registered Voters

33693 of 125609 = 26.82 %

Precincts Reporting

67 of 67 = 100.00 %

**Muskegon City Precinct 11****State Senator - Republican Party - Vote for not more than 1**

Choice	Party	Absentee Voting		Election Day Voting		Total	
Jon Bumstead		22	32.84%	43	53.09%	65	43.92%
Holly Hughes		38	56.72%	36	44.44%	74	50.00%
Cast Votes:		60	89.55%	79	97.53%	139	93.92%
Undervotes:		1	1.49%	2	2.47%	3	2.03%
Overvotes:		0	0.00%	0	0.00%	0	0.00%
Invalid votes:		6	8.96%	0	0.00%	6	4.05%

**Representative in State Legislature 92nd District - Republican Party - Vote for not more than 1**

Choice	Party	Absentee Voting		Election Day Voting		Total	
Gail Eichorst		40	65.57%	56	68.29%	96	67.13%
Cast Votes:		40	65.57%	56	68.29%	96	67.13%
Undervotes:		21	34.43%	25	30.49%	46	32.17%
Overvotes:		0	0.00%	0	0.00%	0	0.00%
Invalid votes:		0	0.00%	1	1.22%	1	0.70%

**County Commissioner District 2 - Republican Party - Vote for not more than 1**

Choice	Party	Absentee Voting		Election Day Voting		Total	
Cast Votes:		0	0.00%	0	0.00%	0	0.00%
Undervotes:		61	100.00%	81	100.00%	142	100.00%
Overvotes:		0	0.00%	0	0.00%	0	0.00%
Invalid votes:		0	0.00%	0	0.00%	0	0.00%

**Precinct Results**

Election Night Reporting

Run Time 5:19 PM

Run Date 08/10/2018

**Muskegon County, Michigan**

Primary Election, Tuesday, August 7, 2018

8/7/2018

Page 344 of 502

**Official results**

Registered Voters

33693 of 125609 = 26.82 %

Precincts Reporting

67 of 67 = 100.00 %

**Muskegon City Precinct 11****Governor - Democratic Party - Vote for not more than 1**

Choice	Party	Absentee Voting		Election Day Voting		Total	
Gretchen Whitmer		51	48.57%	82	39.23%	133	42.36%
Abdul El-Sayed		7	6.67%	73	34.93%	80	25.48%
Shri Thanedar		40	38.10%	50	23.92%	90	28.66%
William Cobbs (W)		0	0.00%	0	0.00%	0	0.00%
Cast Votes:		98	93.33%	205	98.09%	303	96.50%
Undervotes:		0	0.00%	2	0.96%	2	0.64%
Overvotes:		0	0.00%	0	0.00%	0	0.00%
Invalid votes:		7	6.67%	2	0.96%	9	2.87%

**United States Senator - Democratic Party - Vote for not more than 1**

Choice	Party	Absentee Voting		Election Day Voting		Total	
Debbie Stabenow		97	93.27%	183	87.14%	280	89.17%
Cast Votes:		97	93.27%	183	87.14%	280	89.17%
Undervotes:		1	0.96%	24	11.43%	25	7.96%
Overvotes:		0	0.00%	0	0.00%	0	0.00%
Invalid votes:		6	5.77%	3	1.43%	9	2.87%

**Representative in Congress - Democratic Party - Vote for not more than 1**

Choice	Party	Absentee Voting		Election Day Voting		Total	
Rob Davidson		88	86.27%	171	81.82%	259	83.28%
Cast Votes:		88	86.27%	171	81.82%	259	83.28%
Undervotes:		10	9.80%	36	17.22%	46	14.79%
Overvotes:		0	0.00%	0	0.00%	0	0.00%
Invalid votes:		4	3.92%	2	0.96%	6	1.93%

**Precinct Results**

Election Night Reporting

Run Time 5:19 PM

Run Date 08/10/2018

**Muskegon County, Michigan**

Primary Election, Tuesday, August 7, 2018

8/7/2018

Page 345 of 502

**Official results**

Registered Voters

33693 of 125609 = 26.82 %

Precincts Reporting

67 of 67 = 100.00 %

**Muskegon City Precinct 11****State Senator - Democratic Party - Vote for not more than 1**

Choice	Party	Absentee Voting		Election Day Voting		Total	
Collene Lamonte		54	51.92%	60	28.85%	114	36.54%
Poppy Sias-Hernandez		41	39.42%	138	66.35%	179	57.37%
Cast Votes:		95	91.35%	198	95.19%	293	93.91%
Undervotes:		2	1.92%	9	4.33%	11	3.53%
Overvotes:		1	0.96%	0	0.00%	1	0.32%
Invalid votes:		6	5.77%	1	0.48%	7	2.24%

**Representative in State Legislature 92nd District - Democratic Party - Vote for not more than 1**

Choice	Party	Absentee Voting		Election Day Voting		Total	
Terry J. Sabo		93	89.42%	182	87.50%	275	88.14%
Cast Votes:		93	89.42%	182	87.50%	275	88.14%
Undervotes:		5	4.81%	25	12.02%	30	9.62%
Overvotes:		0	0.00%	0	0.00%	0	0.00%
Invalid votes:		6	5.77%	1	0.48%	7	2.24%

**County Commissioner District 2 - Democratic Party - Vote for not more than 1**

Choice	Party	Absentee Voting		Election Day Voting		Total	
Benjamin Cross		34	32.38%	61	29.19%	95	30.25%
Marcia Hovey-Wright		62	59.05%	134	64.11%	196	62.42%
Cast Votes:		96	91.43%	195	93.30%	291	92.68%
Undervotes:		0	0.00%	12	5.74%	12	3.82%
Overvotes:		2	1.90%	0	0.00%	2	0.64%
Invalid votes:		7	6.67%	2	0.96%	9	2.87%

**Precinct Results**

Election Night Reporting

Run Time 5:19 PM

Run Date 08/10/2018

**Muskegon County, Michigan**

Primary Election, Tuesday, August 7, 2018

8/7/2018

Page 346 of 502

**Official results**

Registered Voters

33693 of 125609 -- 26.82 %

Precincts Reporting

67 of 67 -- 100.00 %

**Muskegon City Precinct 11****Governor - Libertarian Party - Vote for not more than 1**

Choice	Party	Absentee Voting		Election Day Voting		Total	
Bill Gelineau		0	0.00%	0	0.00%	0	0.00%
John J. Tatar		0	0.00%	0	0.00%	0	0.00%
	Cast Votes:	0	0.00%	0	0.00%	0	0.00%
	Undervotes:	0	0.00%	0	0.00%	0	0.00%
	Overvotes:	0	0.00%	0	0.00%	0	0.00%
	Invalid votes:	1	100.00%	2	100.00%	3	100.00%

**United States Senator - Libertarian Party - Vote for not more than 1**

Choice	Party	Absentee Voting		Election Day Voting		Total	
Tim Yow (W)		0	0.00%	0	0.00%	0	0.00%
	Cast Votes:	0	0.00%	0	0.00%	0	0.00%
	Undervotes:	0	0.00%	0	0.00%	0	0.00%
	Overvotes:	0	0.00%	0	0.00%	0	0.00%
	Invalid votes:	0	0.00%	1	100.00%	1	100.00%

**Representative in Congress - Libertarian Party - Vote for not more than 1**

Choice	Party	Absentee Voting		Election Day Voting		Total	
	Cast Votes:	0	0.00%	0	0.00%	0	0.00%
	Undervotes:	0	0.00%	0	0.00%	0	0.00%
	Overvotes:	0	0.00%	0	0.00%	0	0.00%
	Invalid votes:	0	0.00%	1	100.00%	1	100.00%

**Precinct Results**

Election Night Reporting

Run Time 5:19 PM

Run Date 08/10/2018

**Muskegon County, Michigan**

Primary Election, Tuesday, August 7, 2018

8/7/2018

Page 347 of 502

**Official results**

Registered Voters

33693 of 125609 = 26.82 %

Precincts Reporting

67 of 67 = 100.00 %

**Muskegon City Precinct 11****State Senator - Libertarian Party - Vote for not more than 1**

Choice	Party	Absentee Voting		Election Day Voting		Total	
Max Riekse		0	0.00%	0	0.00%	0	0.00%
	Cast Votes:	0	0.00%	0	0.00%	0	0.00%
	Undervotes:	0	0.00%	0	0.00%	0	0.00%
	Overvotes:	0	0.00%	0	0.00%	0	0.00%
	Invalid votes:	1	100.00%	2	100.00%	3	100.00%

**Representative in State Legislature 92nd District - Libertarian Party - Vote for not more than 1**

Choice	Party	Absentee Voting		Election Day Voting		Total	
	Cast Votes:	0	0.00%	0	0.00%	0	0.00%
	Undervotes:	0	0.00%	0	0.00%	0	0.00%
	Overvotes:	0	0.00%	0	0.00%	0	0.00%
	Invalid votes:	0	0.00%	1	100.00%	1	100.00%

**County Commissioner District 2 - Libertarian Party - Vote for not more than 1**

Choice	Party	Absentee Voting		Election Day Voting		Total	
	Cast Votes:	0	0.00%	0	0.00%	0	0.00%
	Undervotes:	0	0.00%	0	0.00%	0	0.00%
	Overvotes:	0	0.00%	0	0.00%	0	0.00%
	Invalid votes:	0	0.00%	1	100.00%	1	100.00%



**Precinct Results**

Election Night Reporting

Run Time 5:19 PM

Run Date 08/10/2018

**Muskegon County, Michigan**

Primary Election, Tuesday, August 7, 2018

8/7/2018

Page 349 of 502

**Official results**

Registered Voters

33693 of 125609 = 26.82 %

Precincts Reporting

67 of 67 = 100.00 %

**Muskegon City Precinct 12****Governor - Republican Party - Vote for not more than 1**

Choice	Party	Absentee Voting		Election Day Voting		Total	
Patrick Colbeck		8	13.11%	20	13.25%	28	13.21%
Brian Calley		9	14.75%	27	17.88%	36	16.98%
Jim Hines		8	13.11%	16	10.60%	24	11.32%
Bill Schuette		30	49.18%	87	57.62%	117	55.19%
Evan Space (W)		0	0.00%	0	0.00%	0	0.00%
Cast Votes:		55	90.16%	150	99.34%	205	96.70%
Undervotes:		1	1.64%	0	0.00%	1	0.47%
Overvotes:		0	0.00%	0	0.00%	0	0.00%
Invalid votes:		5	8.20%	1	0.66%	6	2.83%

**United States Senator - Republican Party - Vote for not more than 1**

Choice	Party	Absentee Voting		Election Day Voting		Total	
John James		21	35.59%	82	54.30%	103	49.05%
Sandy Pensler		30	50.85%	64	42.38%	94	44.76%
William F. White (W)		0	0.00%	0	0.00%	0	0.00%
Cast Votes:		51	86.44%	146	96.69%	197	93.81%
Undervotes:		5	8.47%	4	2.65%	9	4.29%
Overvotes:		0	0.00%	0	0.00%	0	0.00%
Invalid votes:		3	5.08%	1	0.66%	4	1.90%

**Representative in Congress - Republican Party - Vote for not more than 1**

Choice	Party	Absentee Voting		Election Day Voting		Total	
Bill Huizenga		49	77.78%	142	94.04%	191	89.25%
Cast Votes:		49	77.78%	142	94.04%	191	89.25%
Undervotes:		7	11.11%	8	5.30%	15	7.01%
Overvotes:		0	0.00%	0	0.00%	0	0.00%
Invalid votes:		7	11.11%	1	0.66%	8	3.74%

**Precinct Results**

Election Night Reporting

Run Time 5:19 PM

Run Date 08/10/2018

**Muskegon County, Michigan**

Primary Election, Tuesday, August 7, 2018

8/7/2018

Page 350 of 502

**Official results**

Registered Voters

33693 of 125609 = 26.82 %

Precincts Reporting

67 of 67 = 100.00 %

**Muskegon City Precinct 12****State Senator - Republican Party - Vote for not more than 1**

Choice	Party	Absentee Voting		Election Day Voting		Total	
Jon Bumstead		21	33.33%	73	48.03%	94	43.72%
Holly Hughes		33	52.38%	76	50.00%	109	50.70%
Cast Votes:		54	85.71%	149	98.03%	203	94.42%
Undervotes:		2	3.17%	1	0.66%	3	1.40%
Overvotes:		0	0.00%	0	0.00%	0	0.00%
Invalid votes:		7	11.11%	2	1.32%	9	4.19%

**Representative in State Legislature 92nd District - Republican Party - Vote for not more than 1**

Choice	Party	Absentee Voting		Election Day Voting		Total	
Gail Eichorst		41	69.49%	124	82.67%	165	78.95%
Cast Votes:		41	69.49%	124	82.67%	165	78.95%
Undervotes:		15	25.42%	26	17.33%	41	19.62%
Overvotes:		0	0.00%	0	0.00%	0	0.00%
Invalid votes:		3	5.08%	0	0.00%	3	1.44%

**County Commissioner District 2 - Republican Party - Vote for not more than 1**

Choice	Party	Absentee Voting		Election Day Voting		Total	
Cast Votes:		0	0.00%	0	0.00%	0	0.00%
Undervotes:		56	100.00%	150	100.00%	206	100.00%
Overvotes:		0	0.00%	0	0.00%	0	0.00%
Invalid votes:		0	0.00%	0	0.00%	0	0.00%

**Precinct Results**

Election Night Reporting

Run Time 5:19 PM

Run Date 08/10/2018

**Muskegon County, Michigan**

Primary Election, Tuesday, August 7, 2018

8/7/2018

Page 351 of 502

**Official results**

Registered Voters

33693 of 125609 = 26.82 %

Precincts Reporting

67 of 67 = 100.00 %

**Muskegon City Precinct 12****Governor - Democratic Party - Vote for not more than 1**

Choice	Party	Absentee Voting		Election Day Voting		Total	
Gretchen Whitmer		45	58.44%	177	50.57%	222	51.99%
Abdul El-Sayed		9	11.69%	119	34.00%	128	29.98%
Shri Thanedar		16	20.78%	48	13.71%	64	14.99%
William Cobbs (W)		0	0.00%	0	0.00%	0	0.00%
Cast Votes:		70	90.91%	344	98.29%	414	96.96%
Undervotes:		1	1.30%	4	1.14%	5	1.17%
Overvotes:		0	0.00%	0	0.00%	0	0.00%
Invalid votes:		6	7.79%	2	0.57%	8	1.87%

**United States Senator - Democratic Party - Vote for not more than 1**

Choice	Party	Absentee Voting		Election Day Voting		Total	
Debbie Stabenow		67	85.90%	318	91.12%	385	90.16%
Cast Votes:		67	85.90%	318	91.12%	385	90.16%
Undervotes:		4	5.13%	30	8.60%	34	7.96%
Overvotes:		0	0.00%	0	0.00%	0	0.00%
Invalid votes:		7	8.97%	1	0.29%	8	1.87%

**Representative in Congress - Democratic Party - Vote for not more than 1**

Choice	Party	Absentee Voting		Election Day Voting		Total	
Rob Davidson		65	86.67%	305	87.64%	370	87.47%
Cast Votes:		65	86.67%	305	87.64%	370	87.47%
Undervotes:		6	8.00%	43	12.36%	49	11.58%
Overvotes:		0	0.00%	0	0.00%	0	0.00%
Invalid votes:		4	5.33%	0	0.00%	4	0.95%

**Precinct Results**

Election Night Reporting

Run Time 5:19 PM

Run Date 08/10/2018

**Muskegon County, Michigan**

Primary Election, Tuesday, August 7, 2018

8/7/2018

Page 352 of 502

**Official results**

Registered Voters

33693 of 125609 = 26.82 %

Precincts Reporting

67 of 67 = 100.00 %

**Muskegon City Precinct 12****State Senator - Democratic Party - Vote for not more than 1**

Choice	Party	Absentee Voting		Election Day Voting		Total	
Collene Lamonte		32	42.67%	102	29.14%	134	31.53%
Poppy Sias-Hernandez		37	49.33%	238	68.00%	275	64.71%
	Cast Votes:	69	92.00%	340	97.14%	409	96.24%
	Undervotes:	1	1.33%	8	2.29%	9	2.12%
	Overvotes:	1	1.33%	0	0.00%	1	0.24%
	Invalid votes:	4	5.33%	2	0.57%	6	1.41%

**Representative in State Legislature 92nd District - Democratic Party - Vote for not more than 1**

Choice	Party	Absentee Voting		Election Day Voting		Total	
Terry J. Sabo		65	83.33%	311	89.11%	376	88.06%
	Cast Votes:	65	83.33%	311	89.11%	376	88.06%
	Undervotes:	6	7.69%	37	10.60%	43	10.07%
	Overvotes:	0	0.00%	0	0.00%	0	0.00%
	Invalid votes:	7	8.97%	1	0.29%	8	1.87%

**County Commissioner District 2 - Democratic Party - Vote for not more than 1**

Choice	Party	Absentee Voting		Election Day Voting		Total	
Benjamin Cross		27	33.75%	131	37.43%	158	36.74%
Marcia Hovey-Wright		43	53.75%	211	60.29%	254	59.07%
	Cast Votes:	70	87.50%	342	97.71%	412	95.81%
	Undervotes:	1	1.25%	6	1.71%	7	1.63%
	Overvotes:	0	0.00%	0	0.00%	0	0.00%
	Invalid votes:	9	11.25%	2	0.57%	11	2.56%

<b>Precinct Results</b>	
Election Night Reporting	
Run Time	5:19 PM
Run Date	08/10/2018

**Muskegon County, Michigan**  
 Primary Election, Tuesday, August 7, 2018  
 8/7/2018  
 Page 353 of 502

<b>Official results</b>	
Registered Voters	
33693 of 125609 = 26.82 %	
Precincts Reporting	
67 of 67 = 100.00 %	

**Muskegon City Precinct 12**

**Governor - Libertarian Party - Vote for not more than 1**

Choice	Party	Absentee Voting		Election Day Voting		Total	
		Count	Percentage	Count	Percentage	Count	Percentage
Bill Gelineau		0	0.00%	3	75.00%	3	60.00%
John J. Tatar		0	0.00%	1	25.00%	1	20.00%
Cast Votes:		0	0.00%	4	100.00%	4	80.00%
Undervotes:		0	0.00%	0	0.00%	0	0.00%
Overvotes:		0	0.00%	0	0.00%	0	0.00%
Invalid votes:		1	100.00%	0	0.00%	1	20.00%

**United States Senator - Libertarian Party - Vote for not more than 1**

Choice	Party	Absentee Voting		Election Day Voting		Total	
		Count	Percentage	Count	Percentage	Count	Percentage
Tim Yow (W)		0	0.00%	0	0.00%	0	0.00%
Cast Votes:		0	0.00%	0	0.00%	0	0.00%
Undervotes:		0	0.00%	4	100.00%	4	100.00%
Overvotes:		0	0.00%	0	0.00%	0	0.00%
Invalid votes:		0	0.00%	0	0.00%	0	0.00%

**Representative in Congress - Libertarian Party - Vote for not more than 1**

Choice	Party	Absentee Voting		Election Day Voting		Total	
		Count	Percentage	Count	Percentage	Count	Percentage
Cast Votes:		0	0.00%	0	0.00%	0	0.00%
Undervotes:		0	0.00%	4	100.00%	4	100.00%
Overvotes:		0	0.00%	0	0.00%	0	0.00%
Invalid votes:		0	0.00%	0	0.00%	0	0.00%

**Precinct Results**

Election Night Reporting

Run Time 5:19 PM

Run Date 08/10/2018

**Muskegon County, Michigan**

Primary Election, Tuesday, August 7, 2018

8/7/2018

Page 354 of 502

**Official results**

Registered Voters

33693 of 125609 = 26.82 %

Precincts Reporting

67 of 67 = 100.00 %

**Muskegon City Precinct 12****State Senator - Libertarian Party - Vote for not more than 1**

Choice	Party	Absentee Voting		Election Day Voting		Total	
Max Riekse		0	0.00%	3	75.00%	3	60.00%
Cast Votes:		0	0.00%	3	75.00%	3	60.00%
Undervotes:		0	0.00%	1	25.00%	1	20.00%
Overvotes:		0	0.00%	0	0.00%	0	0.00%
Invalid votes:		1	100.00%	0	0.00%	1	20.00%

**Representative in State Legislature 92nd District - Libertarian Party - Vote for not more than 1**

Choice	Party	Absentee Voting		Election Day Voting		Total	
Cast Votes:		0	0.00%	0	0.00%	0	0.00%
Undervotes:		0	0.00%	4	100.00%	4	100.00%
Overvotes:		0	0.00%	0	0.00%	0	0.00%
Invalid votes:		0	0.00%	0	0.00%	0	0.00%

**County Commissioner District 2 - Libertarian Party - Vote for not more than 1**

Choice	Party	Absentee Voting		Election Day Voting		Total	
Cast Votes:		0	0.00%	0	0.00%	0	0.00%
Undervotes:		0	0.00%	4	100.00%	4	100.00%
Overvotes:		0	0.00%	0	0.00%	0	0.00%
Invalid votes:		0	0.00%	0	0.00%	0	0.00%

**Precinct Results**

Election Night Reporting

Run Time 5:19 PM

Run Date 08/10/2018

**Muskegon County, Michigan**

Primary Election, Tuesday, August 7, 2018

8/7/2018

Page 356 of 502

**Official results**

Registered Voters

33693 of 125609 = 26.82 %

Precincts Reporting

67 of 67 = 100.00 %

**Muskegon City Precinct 13****Governor - Republican Party - Vote for not more than 1**

Choice	Party	Absentee Voting		Election Day Voting		Total	
Patrick Colbeck		7	21.88%	9	9.89%	16	13.01%
Brian Calley		3	9.38%	25	27.47%	28	22.76%
Jim Hines		6	18.75%	10	10.99%	16	13.01%
Bill Schuette		13	40.63%	45	49.45%	58	47.15%
Evan Space (W)		0	0.00%	0	0.00%	0	0.00%
Cast Votes:		29	90.63%	89	97.80%	118	95.93%
Undervotes:		0	0.00%	1	1.10%	1	0.81%
Overvotes:		0	0.00%	0	0.00%	0	0.00%
Invalid votes:		3	9.38%	1	1.10%	4	3.25%

**United States Senator - Republican Party - Vote for not more than 1**

Choice	Party	Absentee Voting		Election Day Voting		Total	
John James		11	34.38%	48	52.75%	59	47.97%
Sandy Pensler		17	53.13%	40	43.96%	57	46.34%
William F. White (W)		0	0.00%	0	0.00%	0	0.00%
Cast Votes:		28	87.50%	88	96.70%	116	94.31%
Undervotes:		1	3.13%	2	2.20%	3	2.44%
Overvotes:		0	0.00%	0	0.00%	0	0.00%
Invalid votes:		3	9.38%	1	1.10%	4	3.25%

**Representative in Congress - Republican Party - Vote for not more than 1**

Choice	Party	Absentee Voting		Election Day Voting		Total	
Bill Huizenga		24	68.57%	77	83.70%	101	79.53%
Cast Votes:		24	68.57%	77	83.70%	101	79.53%
Undervotes:		5	14.29%	13	14.13%	18	14.17%
Overvotes:		0	0.00%	0	0.00%	0	0.00%
Invalid votes:		6	17.14%	2	2.17%	8	6.30%



**Precinct Results**

Election Night Reporting

Run Time 5:19 PM

Run Date 08/10/2018

**Muskegon County, Michigan**

Primary Election, Tuesday, August 7, 2018

8/7/2018

Page 357 of 502

**Official results**

Registered Voters

33693 of 125609 = 26.82 %

Precincts Reporting

67 of 67 = 100.00 %

**Muskegon City Precinct 13****State Senator - Republican Party - Vote for not more than 1**

Choice	Party	Absentee Voting		Election Day Voting		Total	
Jon Bumstead		13	39.39%	48	52.17%	61	48.80%
Holly Hughes		15	45.45%	41	44.57%	56	44.80%
Cast Votes:		28	84.85%	89	96.74%	117	93.60%
Undervotes:		1	3.03%	1	1.09%	2	1.60%
Overvotes:		0	0.00%	0	0.00%	0	0.00%
Invalid votes:		4	12.12%	2	2.17%	6	4.80%

**Representative in State Legislature 92nd District - Republican Party - Vote for not more than 1**

Choice	Party	Absentee Voting		Election Day Voting		Total	
Gail Eichorst		23	71.88%	70	76.92%	93	75.61%
Cast Votes:		23	71.88%	70	76.92%	93	75.61%
Undervotes:		6	18.75%	20	21.98%	26	21.14%
Overvotes:		0	0.00%	0	0.00%	0	0.00%
Invalid votes:		3	9.38%	1	1.10%	4	3.25%

**County Commissioner District 2 - Republican Party - Vote for not more than 1**

Choice	Party	Absentee Voting		Election Day Voting		Total	
Cast Votes:		0	0.00%	0	0.00%	0	0.00%
Undervotes:		29	96.67%	90	100.00%	119	99.17%
Overvotes:		0	0.00%	0	0.00%	0	0.00%
Invalid votes:		1	3.33%	0	0.00%	1	0.83%



**Precinct Results**

Election Night Reporting

Run Time 5:19 PM

Run Date 08/10/2018

**Muskegon County, Michigan**

Primary Election, Tuesday, August 7, 2018

8/7/2018

Page 358 of 502

**Official results**

Registered Voters

33693 of 125609 = 26.82 %

Precincts Reporting

67 of 67 = 100.00 %

**Muskegon City Precinct 13****Governor - Democratic Party - Vote for not more than 1**

Choice	Party	Absentee Voting		Election Day Voting		Total	
Gretchen Whitmer		25	48.08%	120	44.61%	145	45.17%
Abdul El-Sayed		3	5.77%	89	33.09%	92	28.66%
Shri Thanedar		17	32.69%	56	20.82%	73	22.74%
William Cobbs (W)		0	0.00%	0	0.00%	0	0.00%
Cast Votes:		45	86.54%	265	98.51%	310	96.57%
Undervotes:		3	5.77%	3	1.12%	6	1.87%
Overvotes:		0	0.00%	0	0.00%	0	0.00%
Invalid votes:		4	7.69%	1	0.37%	5	1.56%

**United States Senator - Democratic Party - Vote for not more than 1**

Choice	Party	Absentee Voting		Election Day Voting		Total	
Debbie Stabenow		44	81.48%	233	86.62%	277	85.76%
Cast Votes:		44	81.48%	233	86.62%	277	85.76%
Undervotes:		4	7.41%	35	13.01%	39	12.07%
Overvotes:		0	0.00%	0	0.00%	0	0.00%
Invalid votes:		6	11.11%	1	0.37%	7	2.17%

**Representative in Congress - Democratic Party - Vote for not more than 1**

Choice	Party	Absentee Voting		Election Day Voting		Total	
Rob Davidson		39	76.47%	222	82.84%	261	81.82%
Cast Votes:		39	76.47%	222	82.84%	261	81.82%
Undervotes:		9	17.65%	46	17.16%	55	17.24%
Overvotes:		0	0.00%	0	0.00%	0	0.00%
Invalid votes:		3	5.88%	0	0.00%	3	0.94%

**Precinct Results**

Election Night Reporting

Run Time 5:19 PM

Run Date 08/10/2018

**Muskegon County, Michigan**

Primary Election, Tuesday, August 7, 2018

8/7/2018

Page 359 of 502

**Official results**

Registered Voters

33693 of 125609 = 26.82 %

Precincts Reporting

67 of 67 = 100.00 %

**Muskegon City Precinct 13****State Senator - Democratic Party - Vote for not more than 1**

Choice	Party	Absentee Voting		Election Day Voting		Total	
Collene Lamonte		23	44.23%	79	29.48%	102	31.88%
Poppy Sias-Hernandez		24	46.15%	175	65.30%	199	62.19%
	Cast Votes:	47	90.38%	254	94.78%	301	94.06%
	Undervotes:	1	1.92%	14	5.22%	15	4.69%
	Overvotes:	0	0.00%	0	0.00%	0	0.00%
	Invalid votes:	4	7.69%	0	0.00%	4	1.25%

**Representative in State Legislature 92nd District - Democratic Party - Vote for not more than 1**

Choice	Party	Absentee Voting		Election Day Voting		Total	
Terry J. Sabo		43	82.69%	224	83.27%	267	83.18%
	Cast Votes:	43	82.69%	224	83.27%	267	83.18%
	Undervotes:	5	9.62%	44	16.36%	49	15.26%
	Overvotes:	0	0.00%	0	0.00%	0	0.00%
	Invalid votes:	4	7.69%	1	0.37%	5	1.56%

**County Commissioner District 2 - Democratic Party - Vote for not more than 1**

Choice	Party	Absentee Voting		Election Day Voting		Total	
Benjamin Cross		25	45.45%	104	38.52%	129	39.69%
Marcia Hovey-Wright		20	36.36%	159	58.89%	179	55.08%
	Cast Votes:	45	81.82%	263	97.41%	308	94.77%
	Undervotes:	2	3.64%	5	1.85%	7	2.15%
	Overvotes:	1	1.82%	0	0.00%	1	0.31%
	Invalid votes:	7	12.73%	2	0.74%	9	2.77%

**Precinct Results**

Election Night Reporting

Run Time 5:19 PM

Run Date 08/10/2018

**Muskegon County, Michigan**

Primary Election, Tuesday, August 7, 2018

8/7/2018

Page 360 of 502

**Official results**

Registered Voters

33693 of 125609 = 26.82 %

Precincts Reporting

67 of 67 = 100.00 %

**Muskegon City Precinct 13****Governor - Libertarian Party - Vote for not more than 1**

Choice	Party	Absentee Voting		Election Day Voting		Total	
Bill Gelineau		0	0.00%	2	66.67%	2	40.00%
John J. Tatar		0	0.00%	1	33.33%	1	20.00%
Cast Votes:		0	0.00%	3	100.00%	3	60.00%
Undervotes:		0	0.00%	0	0.00%	0	0.00%
Overvotes:		0	0.00%	0	0.00%	0	0.00%
Invalid votes:		2	100.00%	0	0.00%	2	40.00%

**United States Senator - Libertarian Party - Vote for not more than 1**

Choice	Party	Absentee Voting		Election Day Voting		Total	
Tim Yow (W)		0	0.00%	0	0.00%	0	0.00%
Cast Votes:		0	0.00%	0	0.00%	0	0.00%
Undervotes:		0	0.00%	3	100.00%	3	60.00%
Overvotes:		0	0.00%	0	0.00%	0	0.00%
Invalid votes:		2	100.00%	0	0.00%	2	40.00%

**Representative in Congress - Libertarian Party - Vote for not more than 1**

Choice	Party	Absentee Voting		Election Day Voting		Total	
Cast Votes:		0	0.00%	0	0.00%	0	0.00%
Undervotes:		0	0.00%	3	100.00%	3	100.00%
Overvotes:		0	0.00%	0	0.00%	0	0.00%
Invalid votes:		0	0.00%	0	0.00%	0	0.00%

**Precinct Results**

Election Night Reporting

Run Time 5:19 PM

Run Date 08/10/2018

**Muskegon County, Michigan**

Primary Election, Tuesday, August 7, 2018

8/7/2018

Page 361 of 502

**Official results**

Registered Voters

33693 of 125609 = 26.82 %

Precincts Reporting

67 of 67 = 100.00 %

**Muskegon City Precinct 13****State Senator - Libertarian Party - Vote for not more than 1**

Choice	Party	Absentee Voting		Election Day Voting		Total	
Max Riekse		0	0.00%	3	100.00%	3	50.00%
	Cast Votes:	0	0.00%	3	100.00%	3	50.00%
	Undervotes:	0	0.00%	0	0.00%	0	0.00%
	Overvotes:	0	0.00%	0	0.00%	0	0.00%
	Invalid votes:	3	100.00%	0	0.00%	3	50.00%

**Representative in State Legislature 92nd District - Libertarian Party - Vote for not more than 1**

Choice	Party	Absentee Voting		Election Day Voting		Total	
	Cast Votes:	0	0.00%	0	0.00%	0	0.00%
	Undervotes:	0	0.00%	3	100.00%	3	60.00%
	Overvotes:	0	0.00%	0	0.00%	0	0.00%
	Invalid votes:	2	100.00%	0	0.00%	2	40.00%

**County Commissioner District 2 - Libertarian Party - Vote for not more than 1**

Choice	Party	Absentee Voting		Election Day Voting		Total	
	Cast Votes:	0	0.00%	0	0.00%	0	0.00%
	Undervotes:	0	0.00%	3	100.00%	3	60.00%
	Overvotes:	0	0.00%	0	0.00%	0	0.00%
	Invalid votes:	2	100.00%	0	0.00%	2	40.00%

**Delegate to County Convention - Republican Party - Vote for not more than 5**

Choice	Party	Absentee Voting		Election Day Voting		Total	
	Cast Votes:	0	0.00%	0	0.00%	0	0.00%
	Undervotes:	145	100.00%	450	100.00%	595	100.00%
	Overvotes:	0	0.00%	0	0.00%	0	0.00%
	Invalid votes:	0	0.00%	0	0.00%	0	0.00%