

MI Student Aid Programs Annual Report

February 15, 2024

(Data as of 12/01/2023)



Email: mistudentaid@michigan.gov
Website: michigan.gov/mistudentaid

Important Disclaimer:

All data shared in this report is property of MI Student Aid within the Michigan Department of Lifelong Education, Advancement, and Potential (MiLEAP) and cannot be shared without prior approval and written consent. For questions, contact mistudentaid@michigan.gov.

The Michigan Department of Lifelong Education, Advancement, and Potential is not affiliated with National Merit Scholarship Corporation or its registered trademarks National Achievement®, Achievement Scholarship®, or Achievement Scholar®.



STATE OF MICHIGAN
DEPARTMENT OF
LIFELONG EDUCATION, ADVANCEMENT, AND POTENTIAL

LANSING

GRETCHEN WHITMER
GOVERNOR

MICHELLE RICHARD
ACTING DIRECTOR

February 2024

I am pleased to share with you what MI Student Aid, within the Office of Higher Education in the Michigan Department of Lifelong Education, Advancement, and Potential (MiLEAP), has accomplished during Fiscal Year 2023. Contained herein is the MI Student Aid Annual Report, which provides information about funds administered and the number of Michigan students awarded at each institution.

MI Student Aid's goal is to support financial equity and postsecondary accessibility by providing exceptional personalized customer service and supports through our outreach resources, making college affordable and attainable for all students. We foster data-driven organizational excellence in the administration of State financial aid programs, and work with participating institutions to identify students eligible for State financial aid to maximize utilization. We also work closely with high school counselors to encourage students to complete the Free Application for Federal Student Aid (FAFSA) and learn more about State financial aid programs with an emphasis on Tuition Incentive Program (TIP) and our most recently initiated program for the 2023-24 academic year, the Michigan Achievement Scholarship.

The MiSSG data management system allows access to students, counselors, and financial aid administrators. Students can set up a portal account to view their award information in real-time. Counselors can easily identify which of their students need to file a FAFSA or view student eligibility for aid programs. Colleges can view student eligibility for various aid programs and certify enrollment directly using MiSSG.

During academic year 2022-23, MI Student Aid assisted **61,310* students** with more than **\$164 million*** in aid. These numbers do not include totals for Michigan Reconnect and Futures for Frontliners, two programs co-administered with Sixty by 30 in the Office of Higher Education within MiLEAP, or totals for Michigan Achievement Scholarship or MI GEAR UP, two programs that were not administered in academic year 2022-23 because they are available for 2023 graduates and onward.

Sincerely,

A handwritten signature in cursive script that reads "Diann Cosme".

Diann Cosme, Director
MI Student Aid
Office of Higher Education
MiLEAP

*Futures for Frontliners Scholarship assisted **6,356** students with nearly **\$16 million** in aid. Michigan Reconnect assisted **13,385** students with more than **\$26 million** in aid.

Table of Contents

- I. [Background](#)(page 3)
- II. [MI Student Aid Total # and \\$ Awarded for All Programs](#)(page 4)
 - a. Overall Totals by Institution Type
 - b. Overall Totals by Funding Source of Student Aid Program
 - c. Overall Totals by Institution Type and Student Aid Program
 - d. Community College Data
 - e. Private Institution Data
 - f. Public Institution Data
- III. [Children of Veterans Tuition Grant \(CVTG\)](#)(page 12)
 - a. Overall Program Data Summary
 - b. Community College Data
 - c. Private Institution Data
 - d. Public Institution Data
- IV. [Dual Enrollment \(DE\)](#)(page 16)
 - a. Overall Program Data Summary
 - b. Community College Data
 - c. Private Institution Data
 - d. Public Institution Data
- V. [Fostering Futures Scholarship \(FFS\)](#)(page 20)
 - a. Overall Program Data Summary
 - b. Community College Data
 - c. Private Institution Data
 - d. Public Institution Data
- VI. [Michigan Competitive Scholarship \(MCS\) and Michigan Tuition Grant \(MTG\)](#)(page 24)
 - a. Overall Program Data Summary
 - b. Community College Data
 - c. Private Institution Data

- d. Public Institution Data
- e. Year-over-Year MCS and MTG # Students Served

VII. [MI Future Educator Fellowship \(Fellowship\)](#)(page 30)

- a. Overall Program Data Summary
- b. Community College Data
- c. Private Institution Data
- d. Public Institution Data

VIII. [MI Future Educator Stipend \(Stipend\)](#)(page 33)

- a. Overall Program Data Summary
- b. Private Institution Data
- c. Public Institution Data

IX. [Survivor Tuition Grant \(STG\)](#)(page 36)

- a. Overall Program Data Summary
- b. Community College Data
- c. Public Institution Data

X. [Tuition Incentive Program \(TIP\)](#)(page 38)

- a. Overall Program Data Summary
- b. Community College Data
- c. Private Institution Data
- d. Public Institution Data
- e. Phase I and Phase II Payment Data

MI Student Aid, within the Office of Higher Education in the Michigan Department of Lifelong Education, Advancement, and Potential (MiLEAP), works to ensure postsecondary education is accessible, affordable, and attainable. For additional information, visit: michigan.gov/mistudentaid.

MI Student Aid:

- Provides exceptional personalized customer service through our outreach resources.
- Collaborates with participating institutions to identify students eligible for State financial aid to maximize utilization.
- Partners with high school counselors to encourage students to complete the Free Application for Federal Student Aid (FAFSA) and learn more about State financial aid programs.
- Supports students with guidance on State aid programs that continue to make postsecondary education accessible, affordable, and attainable.
- Fosters data-driven organizational excellence in the administration of student aid programs:
 - Children of Veterans Tuition Grant (CVTG)
 - Dual Enrollment (DE)
 - Fostering Futures Scholarship (FFS)
 - Futures for Frontliners (F4F)*
 - Michigan Achievement Scholarship (Achievement)^
 - Michigan Competitive Scholarship (MCS)
 - MI Future Educator Fellowship (Fellowship)
 - MI Future Educator Stipend (Stipend)
 - MI Gaining Early Awareness and Readiness for Undergraduate Programs (MI GEAR UP)^
 - Michigan Reconnect (Reconnect)*
 - Michigan Tuition Grant (MTG)
 - Police Officer's and Fire Fighter's Survivor Tuition Grant (STG)
 - Tuition Incentive Program (TIP)

*Programs co-administered with Sixty by 30 in the Office of Higher Education within MiLEAP. Data for these programs will not be included in this report.

^Programs available for 2023 graduates and onward, that were not administered in academic year 2022-23. Data for these programs will not be included in this report.

During Fiscal Year 2022-23, MI Student Aid:

- Provided more than **\$164 million**** in student aid funding for postsecondary education.
 - Supported **61,310** students** by making their college or university education more affordable.
- **These numbers do not include totals for Michigan Reconnect and Futures for Frontliners, two programs co-administered with Sixty by 30 in the Office of Higher Education within MiLEAP, or totals for Michigan Achievement Scholarship or MI GEAR UP, two programs that were not administered in academic year 2022-23 because they are available for 2023 graduates and onward.

This MI Student Aid Annual Report provides detailed information about funds administered for individual State financial aid programs and the number of students awarded at each institution.

MI Student Aid Total # and \$ Awarded for All Aid Programs Disaggregated by Institution Type and Funding Source

Section below provides summary of awards for academic year 2022-23, disaggregated by institution type and funding source, for programs administered by MI Student Aid including: Children of Veterans Tuition Grant (CVTG), Dual Enrollment (DE), Fostering Futures Scholarship (FFS), Michigan Competitive Scholarship (MCS), MI Future Educator Fellowship (Fellowship), MI Future Educator Stipend (Stipend), Michigan Tuition Grant (MTG), Police Officer's and Fire Fighter's Survivor Tuition Grant (STG), and Tuition Incentive Program (TIP).

Overall Totals by Institution Type

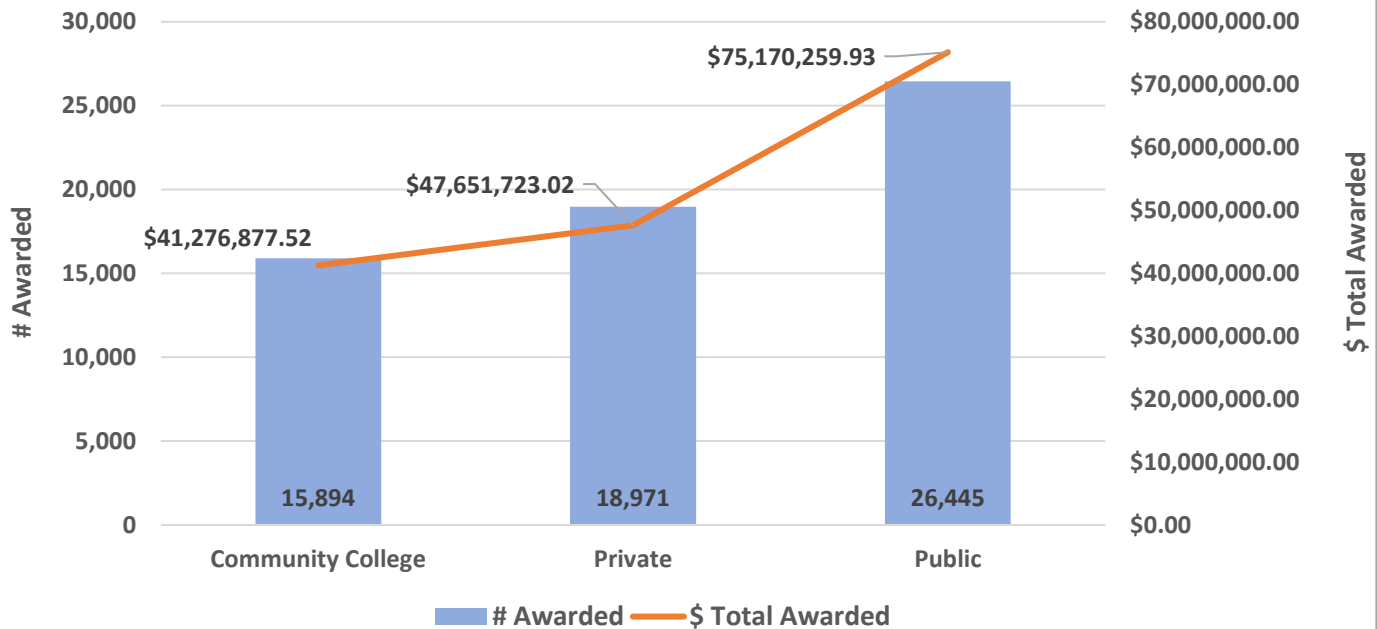
# and \$ Total Awarded for All MI Student Aid Programs in 2022-23		
Institution Type	# Awarded	\$ Total Awarded
Community College	15,894	\$41,276,877.52
Private	18,971	\$47,651,723.02
Public	26,445	\$75,170,259.93
Grand Total	61,310	\$164,098,860.47

Overall Totals by Funding Source of Student Aid Program

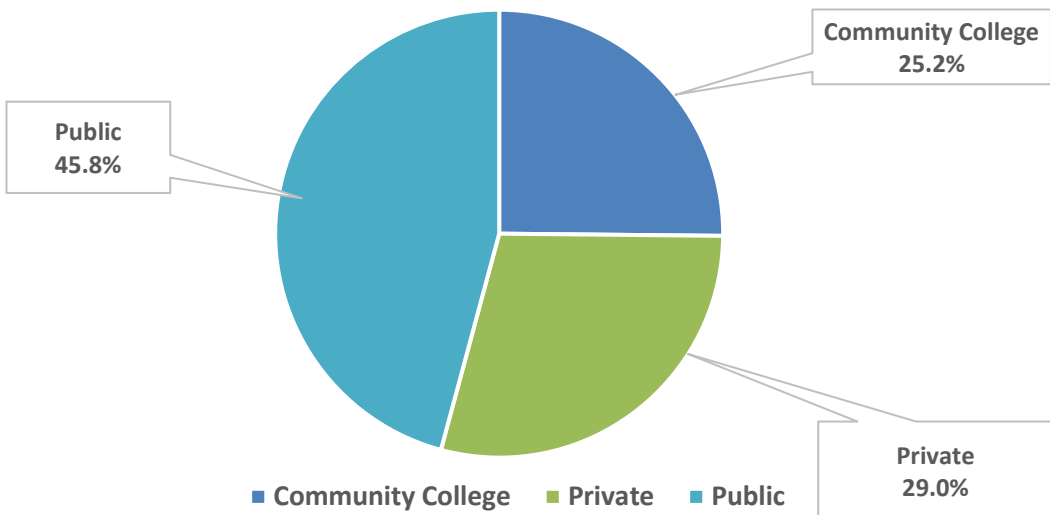
# and \$ Total Awarded for MI Student Aid Programs in 2022-23		
MI Student Aid Program	# Awarded	\$ Total Awarded
Children of Veterans Tuition Grant	416	\$1,017,941.00
Dual Enrollment	2,138	\$2,454,429.57
Fellowship	744	\$6,086,580.06
Fostering Futures Scholarship	415	\$1,011,882.00
Michigan Competitive Scholarship*	15,717	\$24,399,679.00
Michigan Tuition Grant*	12,172	\$30,645,502.00
Stipend	2,340	\$25,209,600.00
Survivor Tuition Grant	15	\$183,562.50
Tuition Incentive Program	27,353	\$73,089,684.34
Grand Total	61,310	\$164,098,860.47

*Some funds paid for MCS awards came from a different funding source. A total of **2,517** students were identified as dual eligible and received their MCS award at a private institution. A total of **\$3,461,880.00** was paid through the MTG fund to supplement these MCS awards to the private institution maximum award.

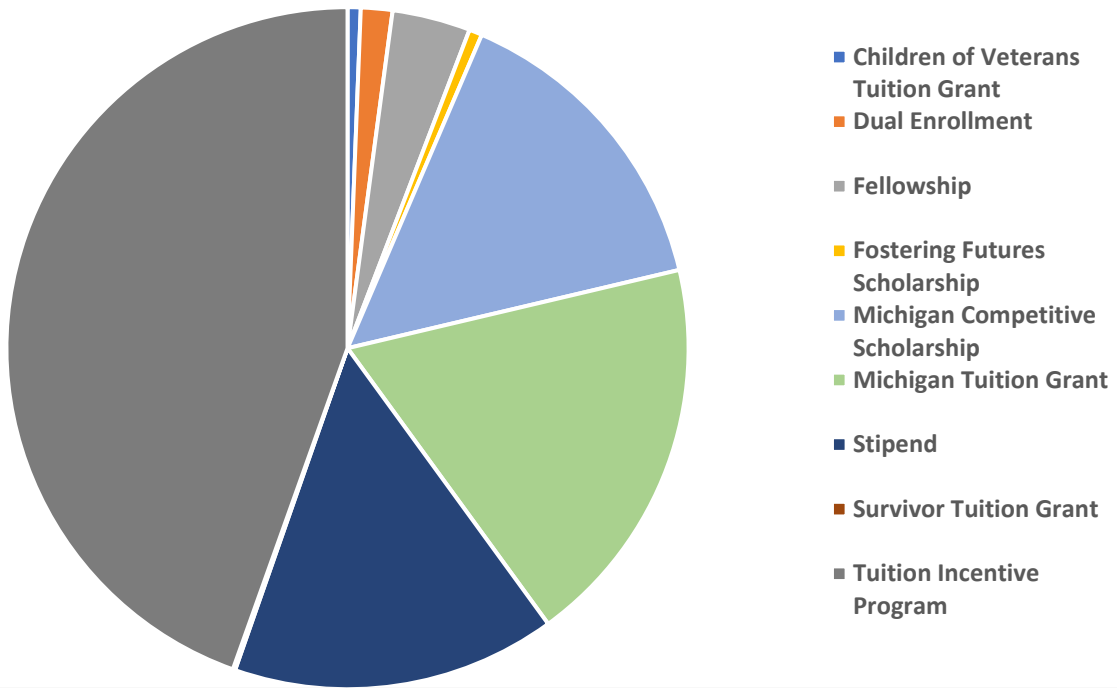
MI Student Aid Programs Total # and \$ Awarded by Institution Type in 2022-23



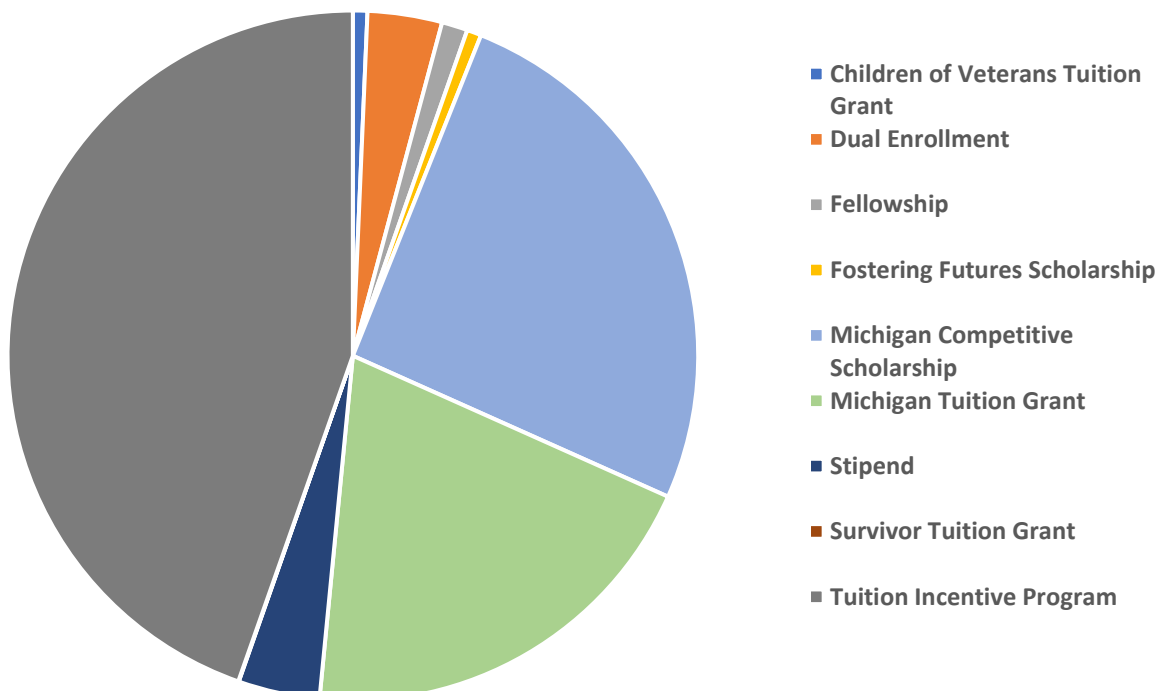
MI Student Aid Programs Total Award Distribution by Institution Type in 2022-23



\$ Total Award Distribution of MI Student Aid Programs in 2022-23

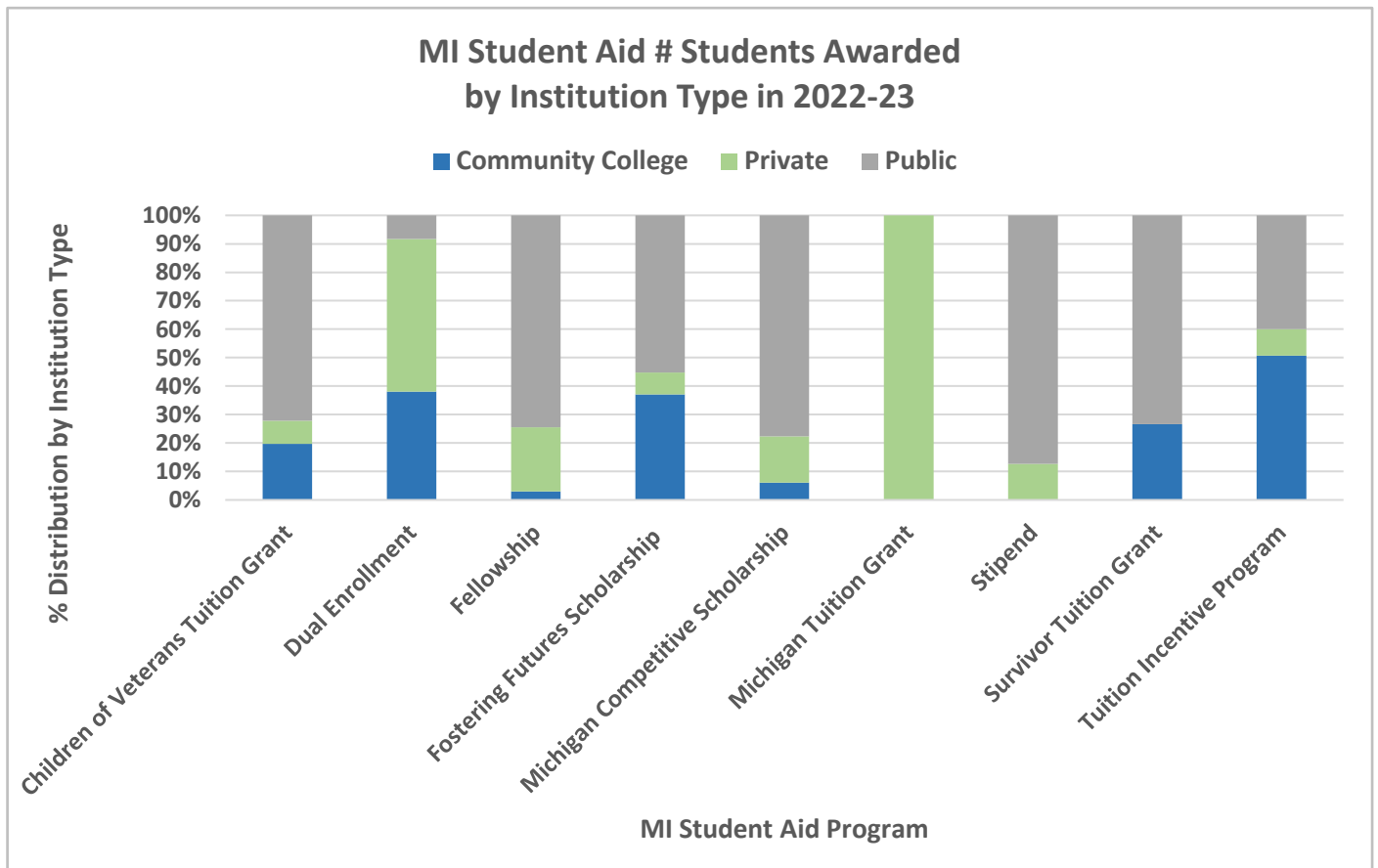


Students Distribution of MI Student Aid Programs in 2022-23



Overall Totals by Institution Type and Student Aid Program

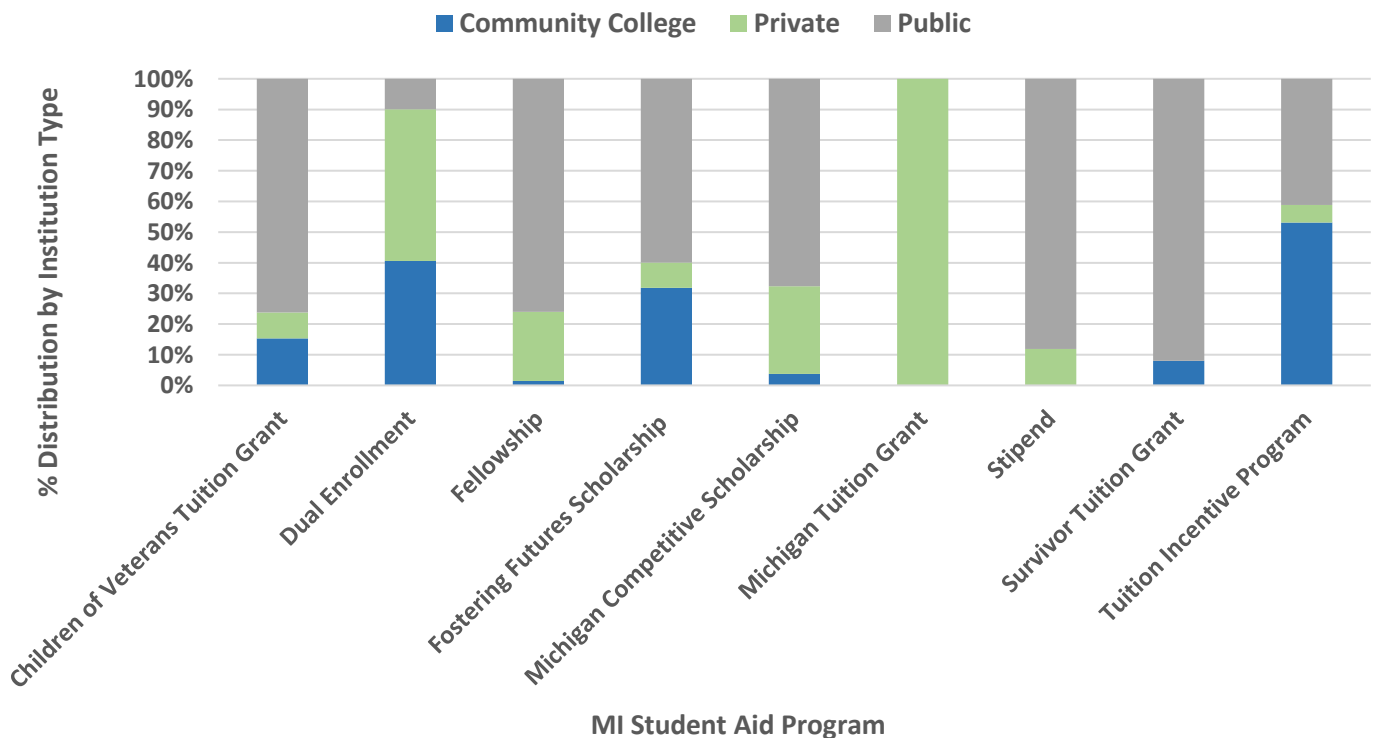
# Students Awarded for MI Student Aid Programs in 2022-23				
MI Student Aid Program	Community College	Private	Public	Grand Total
Children of Veterans Tuition Grant	82	34	300	416
Dual Enrollment	814	1,147	177	2,138
Fellowship	22	168	554	744
Fostering Futures Scholarship	154	32	229	415
Michigan Competitive Scholarship	949	2,560	12,208	15,717
Michigan Tuition Grant		12,172		12,172
Stipend		296	2,044	2,340
Survivor Tuition Grant	4		11	15
Tuition Incentive Program	13,869	2,562	10,922	27,353
Grand Total	15,894	18,971	26,445	61,310



\$ Total Awarded for MI Student Aid Programs in 2022-23

MI Student Aid Program	Community College	Private	Public	Grand Total
Children of Veterans Tuition Grant	\$155,983.00	\$86,328.00	\$775,630.00	\$1,017,941.00
Dual Enrollment	\$995,511.61	\$1,214,670.02	\$244,247.94	\$2,454,429.57
Fellowship	\$87,953.00	\$1,370,513.00	\$4,628,114.06	\$6,086,580.06
Fostering Futures Scholarship	\$321,858.00	\$84,000.00	\$606,024.00	\$1,011,882.00
Michigan Competitive Scholarship	\$909,089.00	\$6,990,621.00	\$16,499,969.00	\$24,399,679.00
Michigan Tuition Grant		\$30,645,502.00		\$30,645,502.00
Stipend		\$3,004,800.00	\$22,204,800.00	\$25,209,600.00
Survivor Tuition Grant	\$14,700.00		\$168,862.50	\$183,562.50
Tuition Incentive Program	\$38,791,782.91	\$4,255,289.00	\$30,042,612.43	\$73,089,684.34
Grand Total	\$41,276,877.52	\$47,651,723.02	\$75,170,259.93	\$164,098,860.47

MI Student Aid \$ Total Awarded by Institution Type in 2022-23



Community College Data

# and \$ Total Awarded for All MI Student Aid Programs at Community Colleges		
Institution	# Awarded	\$ Total Awarded
ALPENA COMMUNITY COLLEGE	166	\$704,630.93
BAY COLLEGE	182	\$681,335.00
BAY MILLS COMMUNITY COLLEGE	27	\$17,440.00
DELTA COLLEGE	1,117	\$2,869,189.31
GLEN OAKS COMMUNITY COLLEGE	111	\$344,042.00
GOGEBIC COMMUNITY COLLEGE	86	\$289,736.00
GRAND RAPIDS COMMUNITY COLLEGE	1,398	\$3,721,872.02
HENRY FORD COLLEGE	2,913	\$7,190,217.57
JACKSON COLLEGE	601	\$2,002,332.76
KALAMAZOO VALLEY COMMUNITY COLLEGE	589	\$1,322,564.29
KELLOGG COMMUNITY COLLEGE	265	\$654,276.10
KEWEENAW BAY OJIBWA COMMUNITY COLLEGE	14	\$35,550.00
KIRTLAND COMMUNITY COLLEGE	199	\$547,410.58
LAKE MICHIGAN COLLEGE	305	\$822,712.93
LANSING COMMUNITY COLLEGE	1,021	\$2,609,670.04
MACOMB COMMUNITY COLLEGE	454	\$778,623.58
MID MICHIGAN COLLEGE	476	\$1,394,746.00
MONROE COUNTY COMMUNITY COLLEGE	193	\$426,905.50
MONTCALM COMMUNITY COLLEGE	160	\$425,300.40
MOTT COMMUNITY COLLEGE	481	\$1,383,085.97
MUSKEGON COMMUNITY COLLEGE	326	\$954,322.50
NORTH CENTRAL MICHIGAN COLLEGE	278	\$1,012,187.53
NORTHWESTERN MICHIGAN COLLEGE	495	\$1,687,358.00
OAKLAND COMMUNITY COLLEGE	872	\$1,580,172.56
SAGINAW CHIPPEWA TRIBAL COLLEGE	6	\$5,005.00
SCHOOLCRAFT COLLEGE	728	\$1,799,216.01
SOUTHWESTERN MICHIGAN COLLEGE	326	\$1,091,879.82
ST. CLAIR COUNTY COMMUNITY COLLEGE	384	\$1,280,915.49
WASHTENAW COMMUNITY COLLEGE	767	\$1,481,502.75
WAYNE COUNTY COMMUNITY COLLEGE DISTRICT	797	\$1,774,365.50
WEST SHORE COMMUNITY COLLEGE	157	\$388,311.38
Grand Total	15,894	\$41,276,877.52

Private Institution Data

# and \$ Total Awarded for All MI Student Aid Programs at Private Institutions		
Institution	# Awarded	\$ Total Awarded
#TEACH	49	\$345,325.00
ADRIAN COLLEGE	770	\$2,206,732.00
ALBION COLLEGE	840	\$2,307,074.00
ALMA COLLEGE	689	\$2,125,959.00
ANDREWS UNIVERSITY	91	\$196,038.00
AQUINAS COLLEGE	568	\$1,605,347.00
BAKER COLLEGE	1,929	\$3,948,714.77
CALVIN UNIVERSITY	772	\$2,275,688.10
CLEARY UNIVERSITY	258	\$607,192.00
COLLEGE FOR CREATIVE STUDIES	535	\$1,417,217.00
COMPASS COLLEGE OF FILM & MEDIA	38	\$100,311.00
CONCORDIA UNIVERSITY	300	\$938,965.00
CORNERSTONE UNIVERSITY	896	\$2,435,274.12
DAVENPORT UNIVERSITY	1,668	\$3,480,410.00
FINLANDIA UNIVERSITY	176	\$470,060.00
GRACE CHRISTIAN UNIVERSITY	507	\$1,001,291.76
GREAT LAKES CHRISTIAN COLLEGE	90	\$223,139.00
HOPE COLLEGE	1,131	\$3,624,906.00
KALAMAZOO COLLEGE	344	\$917,209.00
KETTERING UNIVERSITY	673	\$1,719,217.00
KUYPER COLLEGE	98	\$141,362.00
LAWRENCE TECHNOLOGICAL UNIVERSITY	983	\$2,315,672.00
MADONNA UNIVERSITY	845	\$2,022,591.40
MICHIGAN TEACHERS OF TOMORROW	9	\$51,455.00
NORTHWOOD UNIVERSITY	746	\$1,772,180.48
OLIVET COLLEGE	532	\$1,277,761.00
PROFESSIONAL INNOVATORS IN TEACHING	9	\$77,500.00
ROCHESTER UNIVERSITY	390	\$1,009,694.00
SACRED HEART MAJOR SEMINARY	3	\$9,000.00
SIENA HEIGHTS UNIVERSITY	800	\$2,021,753.00
SPRING ARBOR UNIVERSITY	518	\$1,263,494.83
UNIVERSITY OF DETROIT MERCY	1,502	\$3,460,894.56
WALSH COLLEGE	212	\$282,295.00
Grand Total	18,971	\$47,651,723.02

Public Institution Data

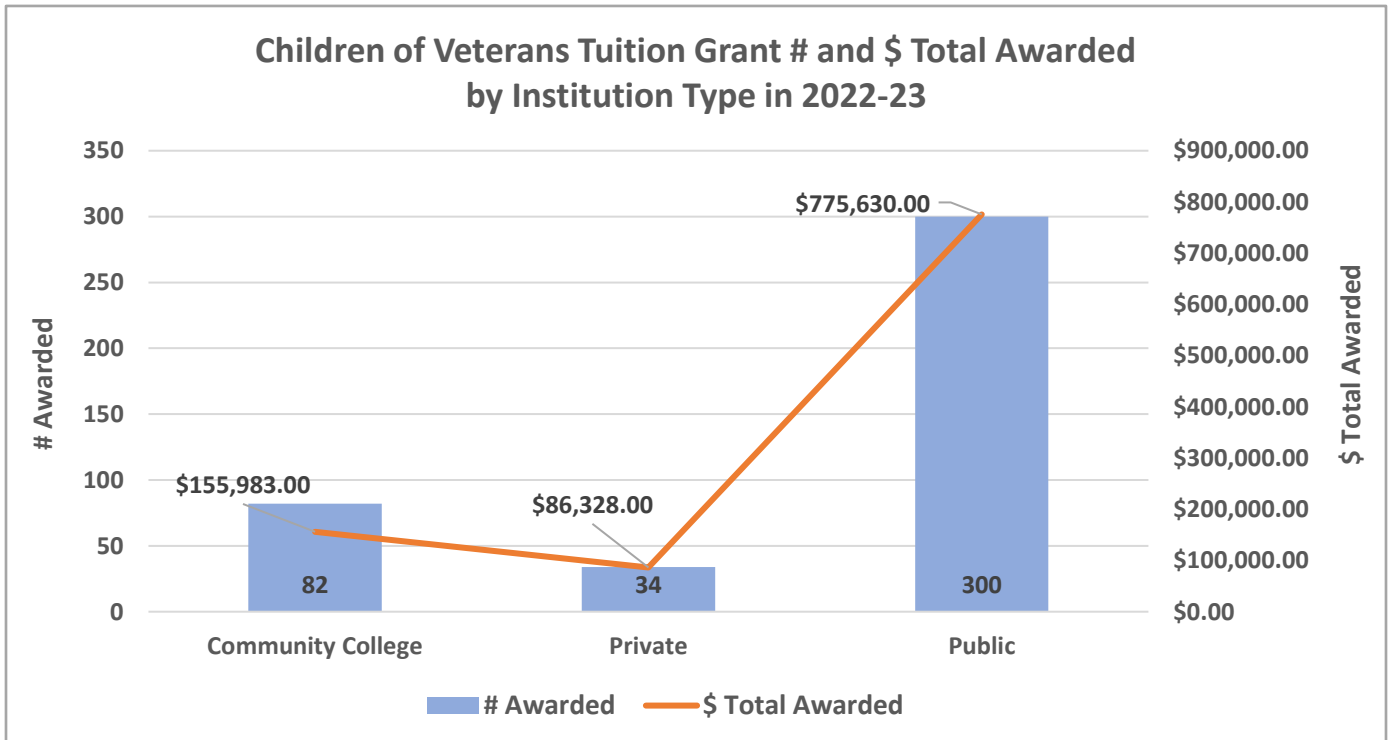
# and \$ Total Awarded for All MI Student Aid Programs at Public Institutions		
Institution	# Awarded	\$ Total Awarded
CENTRAL MICHIGAN UNIVERSITY	1,360	\$3,668,492.36
EASTERN MICHIGAN UNIVERSITY	1,341	\$4,038,503.06
FERRIS STATE UNIVERSITY	2,165	\$14,883,901.00
GRAND VALLEY STATE UNIVERSITY	2,578	\$6,516,632.86
LAKE SUPERIOR STATE UNIVERSITY	327	\$2,599,099.00
MICHIGAN STATE UNIVERSITY	4,252	\$8,911,626.93
MICHIGAN TECHNOLOGICAL UNIVERSITY	1,190	\$3,971,056.65
NORTHERN MICHIGAN UNIVERSITY	926	\$5,794,560.28
OAKLAND UNIVERSITY	1,707	\$4,707,444.20
SAGINAW VALLEY STATE UNIVERSITY	972	\$3,257,522.00
UNIVERSITY OF MICHIGAN - ANN ARBOR	4,092	\$6,689,155.00
UNIVERSITY OF MICHIGAN - DEARBORN	1,153	\$2,010,994.73
UNIVERSITY OF MICHIGAN - FLINT	490	\$865,659.00
WAYNE STATE UNIVERSITY	2,616	\$3,906,232.03
WESTERN MICHIGAN UNIVERSITY	1,276	\$3,349,380.83
Grand Total	26,445	\$75,170,259.93

Children of Veterans Tuition Grant (CVTG) # and \$ Awarded Disaggregated by Institution Type

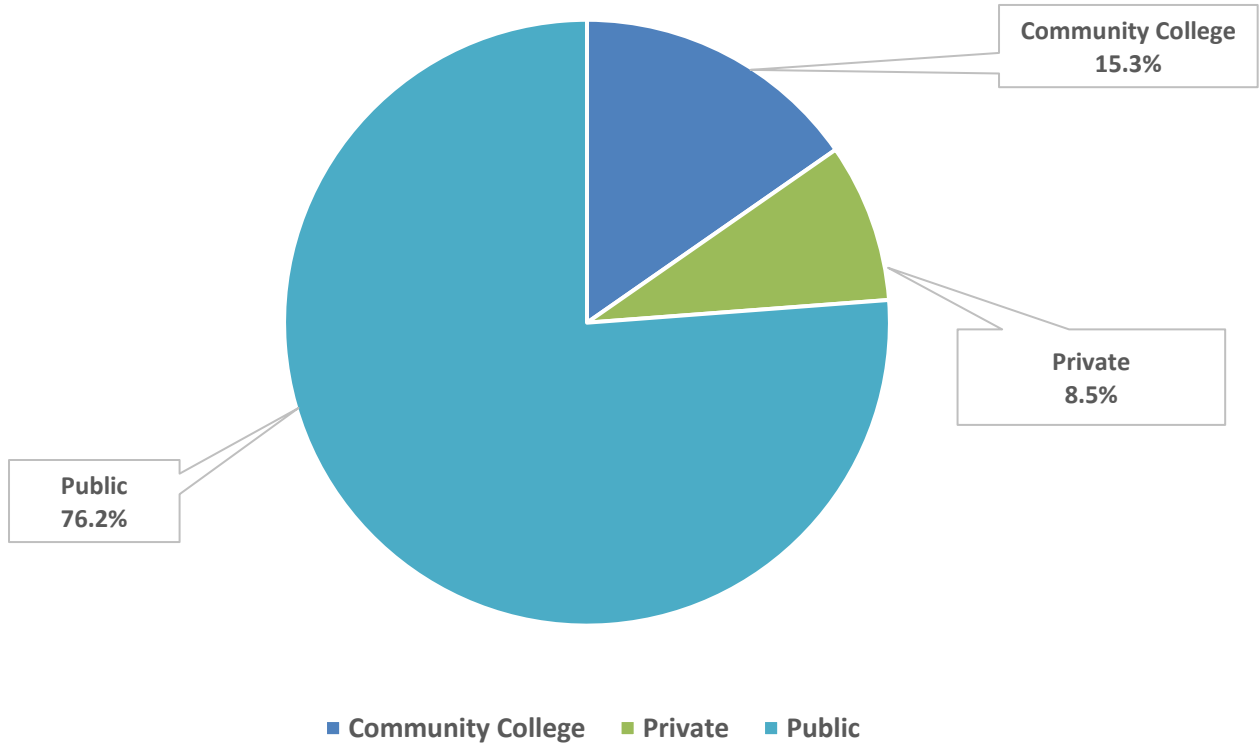
Section below provides data summary of awards for the Children of Veterans Tuition Grant (CVTG) in academic year 2022-23, disaggregated by institution type. CVTG provides undergraduate tuition assistance to certain children of qualified Michigan veterans who are permanently and totally disabled, MIA, or deceased. The renewable award pays a maximum of \$2,800 per academic year. For program rules and eligibility criteria, visit: michigan.gov/mistudentaid/programs/children-of-veterans-tuition-grant.

Overall Program Data Summary

# and \$ Total Awarded for Children of Veterans Tuition Grant in 2022-23		
Institution Type	# Awarded	\$ Total Awarded
Community College	82	\$155,983.00
Private	34	\$86,328.00
Public	300	\$775,630.00
Grand Total	416	\$1,017,941.00



**Children of Veterans Tuition Grant Award Distribution
by Institution Type in 2022-23**



Community College Data

# and \$ Total Children of Veterans Tuition Grant Awarded at Community Colleges		
Institution	# Awarded	\$ Total Awarded
ALPENA COMMUNITY COLLEGE	3	\$8,400.00
BAY COLLEGE	2	\$5,600.00
DELTA COLLEGE	10	\$15,750.00
GRAND RAPIDS COMMUNITY COLLEGE	5	\$5,950.00
HENRY FORD COLLEGE	3	\$3,850.00
JACKSON COLLEGE	3	\$3,500.00
KALAMAZOO VALLEY COMMUNITY COLLEGE	1	\$700.00
KELLOGG COMMUNITY COLLEGE	1	\$2,800.00
KIRTLAND COMMUNITY COLLEGE	4	\$6,300.00

LANSING COMMUNITY COLLEGE	5	\$11,550.00
MACOMB COMMUNITY COLLEGE	7	\$9,792.00
MID MICHIGAN COLLEGE	10	\$21,350.00
MOTT COMMUNITY COLLEGE	1	\$1,400.00
MUSKEGON COMMUNITY COLLEGE	6	\$10,850.00
NORTH CENTRAL MICHIGAN COLLEGE	1	\$1,400.00
NORTHWESTERN MICHIGAN COLLEGE	2	\$4,900.00
OAKLAND COMMUNITY COLLEGE	1	\$2,100.00
SCHOOLCRAFT COLLEGE	3	\$6,650.00
SOUTHWESTERN MICHIGAN COLLEGE	2	\$4,200.00
ST. CLAIR COUNTY COMMUNITY COLLEGE	4	\$9,800.00
WASHTENAW COMMUNITY COLLEGE	7	\$16,691.00
WAYNE COUNTY COMMUNITY COLLEGE DISTRICT	1	\$2,450.00
Grand Total	82	\$155,983.00

Private Institution Data

# and \$ Total Children of Veterans Tuition Grant Awarded at Private Institutions		
Institution	# Awarded	\$ Total Awarded
ADRIAN COLLEGE	1	\$2,800.00
ALMA COLLEGE	2	\$5,600.00
AQUINAS COLLEGE	1	\$2,800.00
BAKER COLLEGE	3	\$6,368.00
CALVIN UNIVERSITY	1	\$2,800.00
COLLEGE FOR CREATIVE STUDIES	1	\$2,800.00
CONCORDIA UNIVERSITY	3	\$7,000.00
DAVENPORT UNIVERSITY	3	\$7,700.00
KETTERING UNIVERSITY	1	\$2,800.00
LAWRENCE TECHNOLOGICAL UNIVERSITY	1	\$2,800.00
MADONNA UNIVERSITY	3	\$6,460.00
OLIVET COLLEGE	2	\$5,600.00
ROCHESTER UNIVERSITY	5	\$12,600.00
SIENA HEIGHTS UNIVERSITY	3	\$8,400.00
SPRING ARBOR UNIVERSITY	1	\$2,800.00
UNIVERSITY OF DETROIT MERCY	3	\$7,000.00
Grand Total	34	\$86,328.00

Public Institution Data

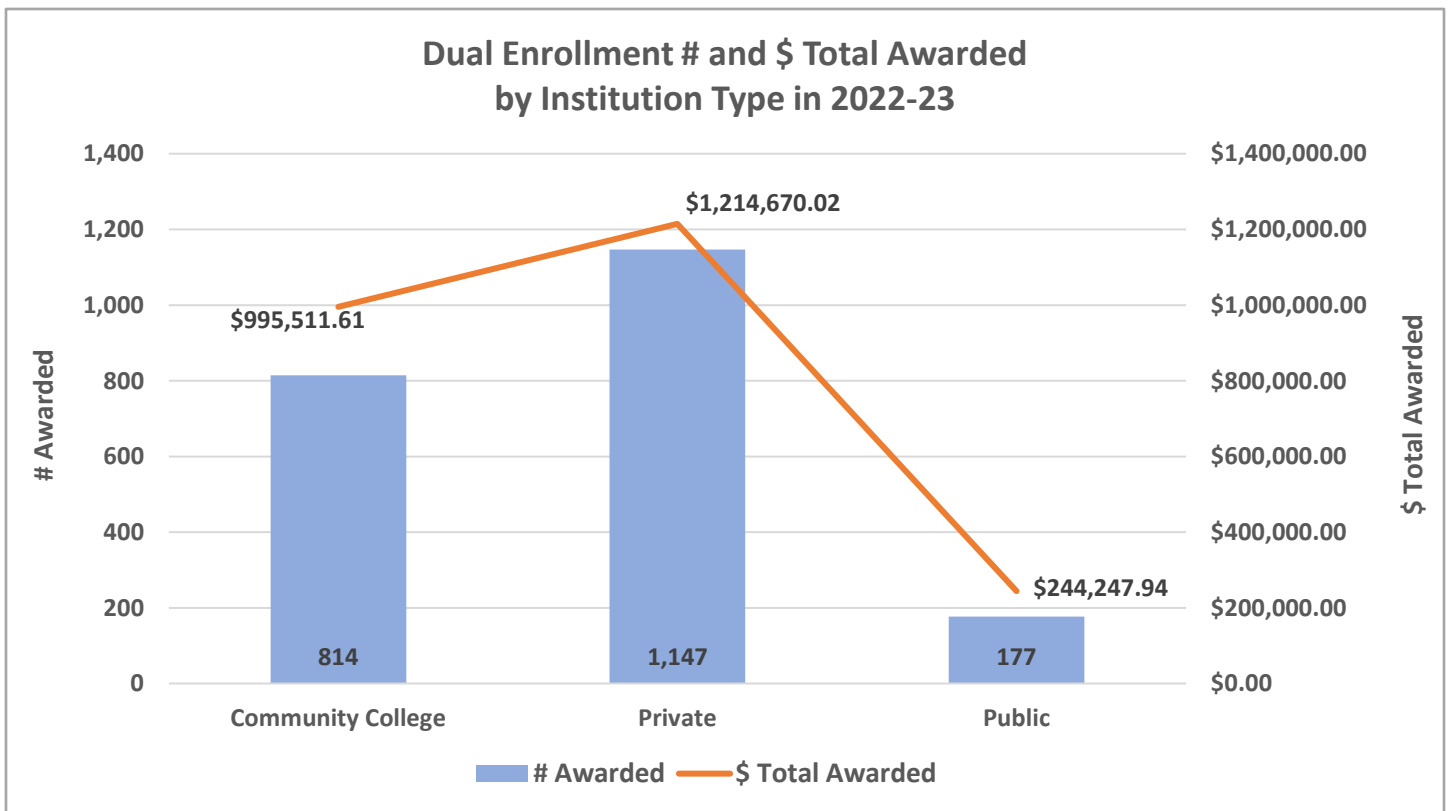
# and \$ Total Children of Veterans Tuition Grant Awarded at Public Institutions		
Institution	# Awarded	\$ Total Awarded
CENTRAL MICHIGAN UNIVERSITY	27	\$64,400.00
EASTERN MICHIGAN UNIVERSITY	16	\$40,280.00
FERRIS STATE UNIVERSITY	18	\$49,000.00
GRAND VALLEY STATE UNIVERSITY	36	\$98,000.00
LAKE SUPERIOR STATE UNIVERSITY	3	\$6,650.00
MICHIGAN STATE UNIVERSITY	57	\$151,200.00
MICHIGAN TECHNOLOGICAL UNIVERSITY	13	\$35,000.00
NORTHERN MICHIGAN UNIVERSITY	33	\$84,700.00
OAKLAND UNIVERSITY	14	\$36,400.00
SAGINAW VALLEY STATE UNIVERSITY	16	\$40,950.00
UNIVERSITY OF MICHIGAN - ANN ARBOR	12	\$28,700.00
UNIVERSITY OF MICHIGAN - DEARBORN	3	\$8,400.00
UNIVERSITY OF MICHIGAN - FLINT	8	\$19,600.00
WAYNE STATE UNIVERSITY	18	\$44,100.00
WESTERN MICHIGAN UNIVERSITY	26	\$68,250.00
Grand Total	300	\$775,630.00

Dual Enrollment (DE) # and \$ Awarded **Disaggregated by Institution Type**

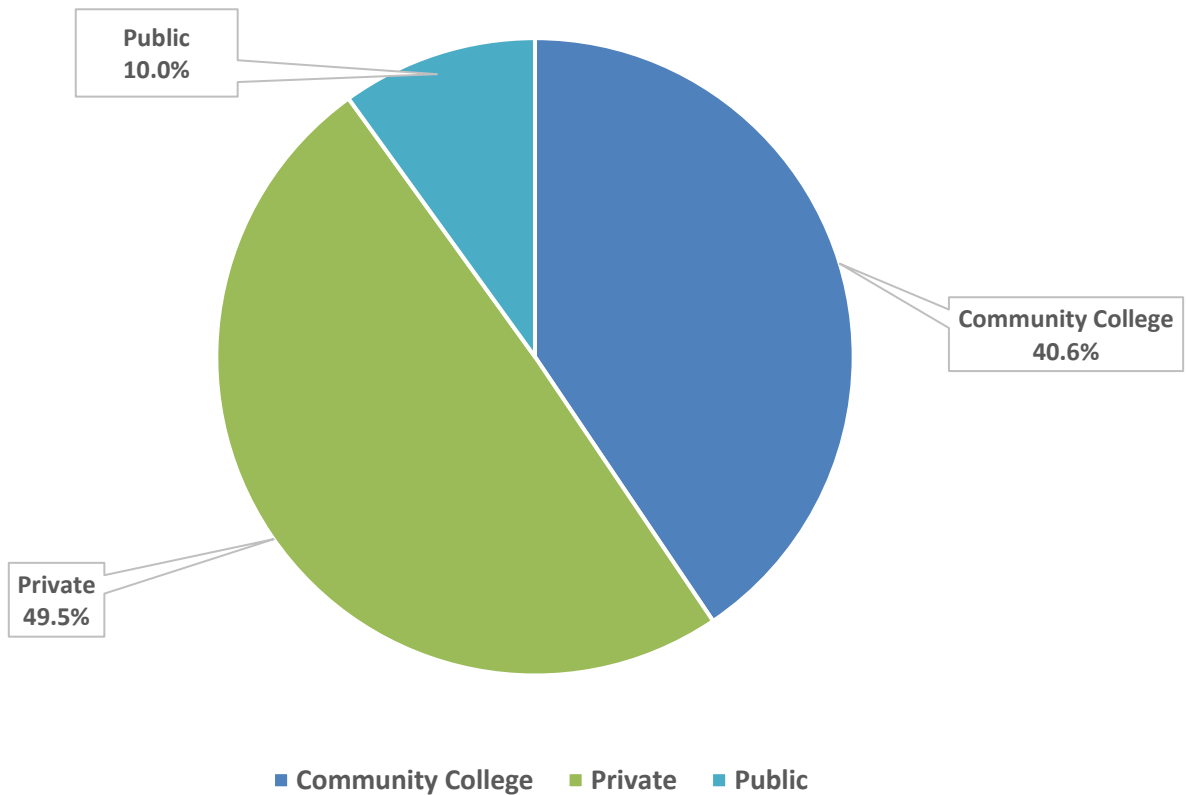
Section below provides data summary of awards for Dual Enrollment (DE) in academic year 2022-23, disaggregated by institution type. DE allows students from a State approved non-public high school to dual enroll in college courses beginning in the 9th grade. The Michigan Department of Education (MDE) approves the invoices submitted by the postsecondary institutions and MI Student Aid pays those institutions on behalf of the students. For program rules and eligibility criteria, visit: michigan.gov/mde/services/flexible-learning/dual-enroll.

Overall Program Data Summary

# and \$ Total Awarded for Dual Enrollment in 2022-23		
Institution Type	# Awarded	\$ Total Awarded
Community College	814	\$995,511.61
Private	1,147	\$1,214,670.02
Public	177	\$244,247.94
Grand Total	2,138	\$2,454,429.57



Dual Enrollment Award Distribution by Institution Type in 2022-23



Community College Data

# and \$ Total Dual Enrollment Awarded at Community Colleges		
Institution	# Awarded	\$ Total Awarded
ALPENA COMMUNITY COLLEGE	1	\$1,609.43
DELTA COLLEGE	86	\$99,023.41
GRAND RAPIDS COMMUNITY COLLEGE	58	\$59,786.02
HENRY FORD COLLEGE	14	\$18,181.73
JACKSON COLLEGE	28	\$29,624.59
KALAMAZOO VALLEY COMMUNITY COLLEGE	75	\$81,200.19
KELLOGG COMMUNITY COLLEGE	43	\$62,611.44
KIRTLAND COMMUNITY COLLEGE	10	\$16,134.08

LAKE MICHIGAN COLLEGE	29	\$33,526.75
LANSING COMMUNITY COLLEGE	64	\$99,336.79
MACOMB COMMUNITY COLLEGE	92	\$105,948.08
MID MICHIGAN COLLEGE	61	\$71,322.40
MONTCALM COMMUNITY COLLEGE	3	\$3,485.90
MOTT COMMUNITY COLLEGE	19	\$27,194.38
MUSKEGON COMMUNITY COLLEGE	19	\$19,258.00
NORTH CENTRAL MICHIGAN COLLEGE	33	\$31,355.53
NORTHWESTERN MICHIGAN COLLEGE	23	\$15,428.60
OAKLAND COMMUNITY COLLEGE	31	\$33,152.96
SCHOOLCRAFT COLLEGE	41	\$37,980.01
ST. CLAIR COUNTY COMMUNITY COLLEGE	9	\$8,279.34
WASHTENAW COMMUNITY COLLEGE	59	\$123,008.60
WEST SHORE COMMUNITY COLLEGE	16	\$18,063.38
Grand Total	814	\$995,511.61

Private Institution Data

# and \$ Total Dual Enrollment Awarded at Private Institutions		
Institution	# Awarded	\$ Total Awarded
ADRIAN COLLEGE	16	\$12,325.00
AQUINAS COLLEGE	50	\$63,800.00
BAKER COLLEGE	42	\$66,430.77
CALVIN UNIVERSITY	73	\$86,110.10
CONCORDIA UNIVERSITY	25	\$18,290.00
CORNERSTONE UNIVERSITY	48	\$32,420.12
DAVENPORT UNIVERSITY	124	\$126,515.00
GRACE CHRISTIAN UNIVERSITY	273	\$385,368.76
HOPE COLLEGE	8	\$8,700.00
KUYPER COLLEGE	56	\$42,180.00
LAWRENCE TECHNOLOGICAL UNIVERSITY	107	\$65,300.00
MADONNA UNIVERSITY	56	\$92,625.40
NORTHWOOD UNIVERSITY	5	\$3,590.48
SIENA HEIGHTS UNIVERSITY	34	\$23,825.00
SPRING ARBOR UNIVERSITY	84	\$66,857.83
UNIVERSITY OF DETROIT MERCY	146	\$120,331.56
Grand Total	1,147	\$1,214,670.02

Public Institution Data

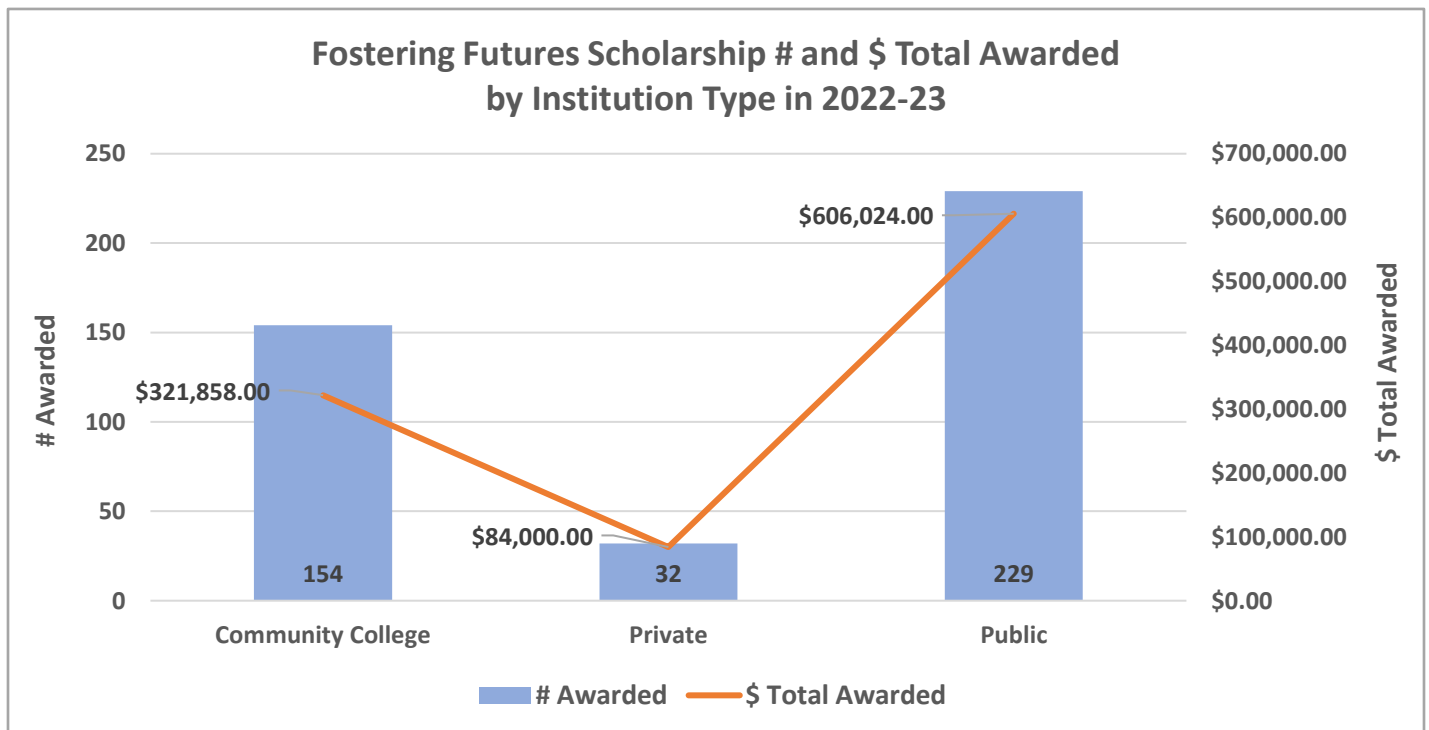
# and \$ Total Dual Enrollment Awarded at Public Institutions		
Institution	# Awarded	\$ Total Awarded
CENTRAL MICHIGAN UNIVERSITY	2	\$1,967.86
EASTERN MICHIGAN UNIVERSITY	65	\$30,000.06
FERRIS STATE UNIVERSITY	3	\$2,465.00
GRAND VALLEY STATE UNIVERSITY	4	\$3,562.86
MICHIGAN STATE UNIVERSITY	1	\$621.43
UNIVERSITY OF MICHIGAN - DEARBORN	13	\$14,230.73
UNIVERSITY OF MICHIGAN - FLINT	48	\$131,225.00
WESTERN MICHIGAN UNIVERSITY	41	\$60,175.00
Grand Total	177	\$244,247.94

Fostering Futures Scholarship (FFS) # and \$ Awarded Disaggregated by Institution Type

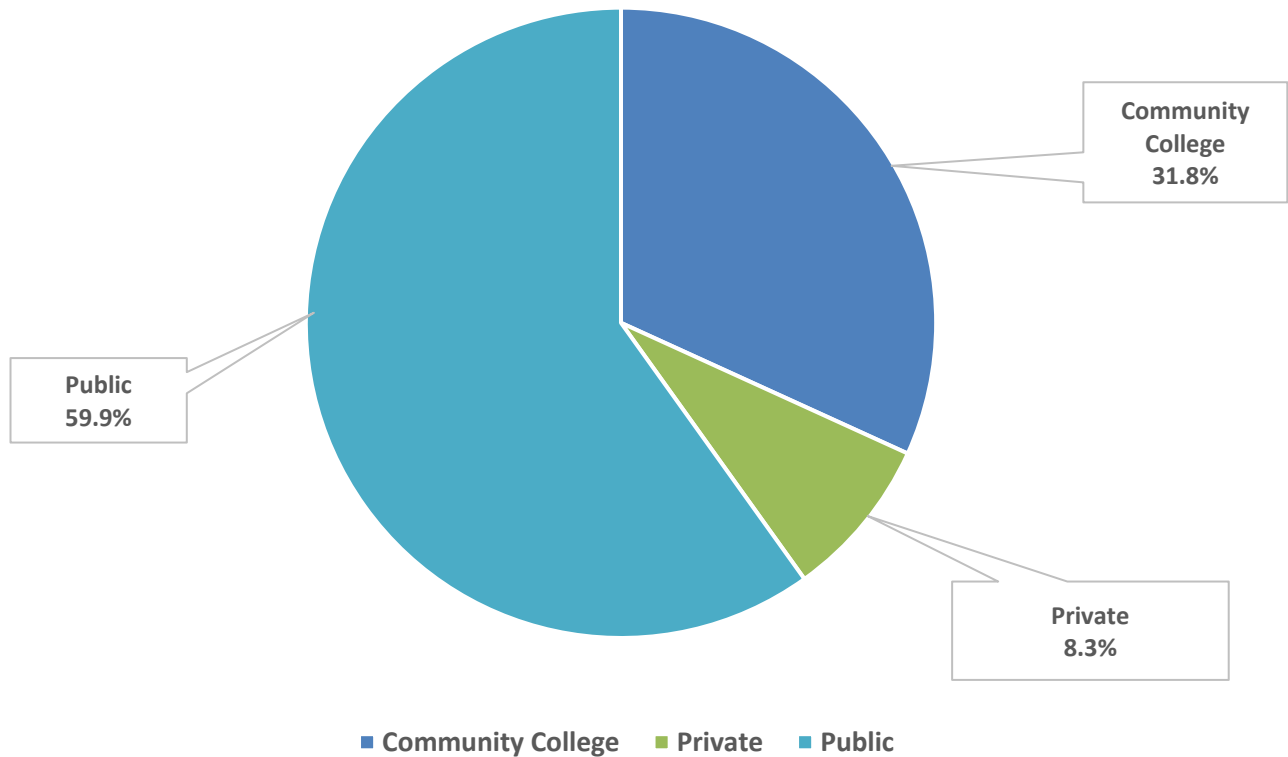
Section below provides data summary of awards for Fostering Futures Scholarship (FFS) in academic year 2022-23, disaggregated by institution type. FFS provides eligible young adults who have experienced foster care with scholarship funds for tuition, fees, room/board, books, and supplies/equipment required for enrollment. Awards pay up to a maximum of \$3,000 and the award amount is determined annually by MI Student Aid. For program rules and eligibility criteria, visit: michigan.gov/mistudentaid/programs/fostering-futures-scholarship.

Overall Program Data Summary

# and \$ Total Awarded for Fostering Futures Scholarship in 2022-23		
Institution Type	# Awarded	\$ Total Awarded
Community College	154	\$321,858.00
Private	32	\$84,000.00
Public	229	\$606,024.00
Grand Total	415	\$1,011,882.00



**Fostering Futures Scholarship Award Distribution
by Institution Type in 2022-23**



Community College Data

# and \$ Total Fostering Futures Scholarship Awarded at Community Colleges		
Institution	# Awarded	\$ Total Awarded
DELTA COLLEGE	11	\$20,105.00
GLEN OAKS COMMUNITY COLLEGE	1	\$3,000.00
GOGEBIC COMMUNITY COLLEGE	2	\$1,339.00
GRAND RAPIDS COMMUNITY COLLEGE	9	\$14,000.00
HENRY FORD COLLEGE	3	\$9,000.00
JACKSON COLLEGE	2	\$4,441.00
KALAMAZOO VALLEY COMMUNITY COLLEGE	13	\$29,824.00
KELLOGG COMMUNITY COLLEGE	3	\$7,500.00

KIRTLAND COMMUNITY COLLEGE	1	\$3,000.00
LAKE MICHIGAN COLLEGE	2	\$2,368.00
LANSING COMMUNITY COLLEGE	8	\$22,250.00
MACOMB COMMUNITY COLLEGE	3	\$7,500.00
MID MICHIGAN COLLEGE	2	\$6,000.00
MONROE COUNTY COMMUNITY COLLEGE	1	\$1,500.00
MOTT COMMUNITY COLLEGE	11	\$21,198.00
MUSKEGON COMMUNITY COLLEGE	7	\$10,670.00
NORTH CENTRAL MICHIGAN COLLEGE	2	\$4,812.00
NORTHWESTERN MICHIGAN COLLEGE	6	\$10,358.00
OAKLAND COMMUNITY COLLEGE	9	\$19,172.00
SCHOOLCRAFT COLLEGE	4	\$9,000.00
SOUTHWESTERN MICHIGAN COLLEGE	9	\$22,500.00
ST. CLAIR COUNTY COMMUNITY COLLEGE	5	\$11,883.00
WASHTENAW COMMUNITY COLLEGE	18	\$32,709.00
WAYNE COUNTY COMMUNITY COLLEGE DISTRICT	21	\$46,539.00
WEST SHORE COMMUNITY COLLEGE	1	\$1,190.00
Grand Total	154	\$321,858.00

Private Institution Data

# and \$ Total Fostering Futures Scholarship Awarded at Private Institutions		
Institution	# Awarded	\$ Total Awarded
ADRIAN COLLEGE	1	\$3,000.00
ALBION COLLEGE	2	\$4,500.00
AQUINAS COLLEGE	3	\$7,500.00
BAKER COLLEGE	7	\$18,000.00
CALVIN UNIVERSITY	2	\$6,000.00
CORNERSTONE UNIVERSITY	3	\$9,000.00
DAVENPORT UNIVERSITY	2	\$6,000.00
GREAT LAKES CHRISTIAN COLLEGE	1	\$3,000.00
KETTERING UNIVERSITY	1	\$3,000.00
LAWRENCE TECHNOLOGICAL UNIVERSITY	1	\$3,000.00
MADONNA UNIVERSITY	2	\$6,000.00
NORTHWOOD UNIVERSITY	1	\$1,500.00
OLIVET COLLEGE	2	\$3,000.00

ROCHESTER UNIVERSITY	2	\$4,500.00
SIENA HEIGHTS UNIVERSITY	1	\$3,000.00
SPRING ARBOR UNIVERSITY	1	\$3,000.00
Grand Total	32	\$84,000.00

Public Institution Data

# and \$ Total Fostering Futures Scholarship Awarded at Public Institutions		
Institution	# Awarded	\$ Total Awarded
CENTRAL MICHIGAN UNIVERSITY	5	\$13,500.00
EASTERN MICHIGAN UNIVERSITY	17	\$42,318.00
FERRIS STATE UNIVERSITY	42	\$92,179.00
GRAND VALLEY STATE UNIVERSITY	14	\$39,000.00
LAKE SUPERIOR STATE UNIVERSITY	4	\$4,320.00
MICHIGAN STATE UNIVERSITY	11	\$31,500.00
MICHIGAN TECHNOLOGICAL UNIVERSITY	3	\$9,000.00
NORTHERN MICHIGAN UNIVERSITY	6	\$13,760.00
OAKLAND UNIVERSITY	10	\$28,500.00
SAGINAW VALLEY STATE UNIVERSITY	4	\$12,000.00
UNIVERSITY OF MICHIGAN - ANN ARBOR	7	\$18,000.00
UNIVERSITY OF MICHIGAN - DEARBORN	2	\$6,000.00
UNIVERSITY OF MICHIGAN - FLINT	12	\$33,000.00
WAYNE STATE UNIVERSITY	20	\$54,000.00
WESTERN MICHIGAN UNIVERSITY	72	\$208,947.00
Grand Total	229	\$606,024.00

Michigan Competitive Scholarship (MCS) and Michigan Tuition Grant (MTG) # and \$ Awarded Disaggregated by Institution Type

Section below provides data summary of awards for Michigan Competitive Scholarship (MCS) and Michigan Tuition Grant (MTG) in academic year 2022-23, disaggregated by institution type.

MCS provides renewable scholarships for students enrolled in approved degree-granting Michigan colleges and universities based on academic merit and financial need. The maximum award is determined annually by MI Student Aid. For program rules and eligibility criteria, visit: michigan.gov/mistudentaid/programs/michigan-competitive-scholarship.

MTG provides grant assistance to needy students attending Michigan non-profit, independent colleges and universities. The maximum award is determined annually by MI Student Aid. For program rules and eligibility criteria, visit: michigan.gov/mistudentaid/programs/michigan-tuition-grant.

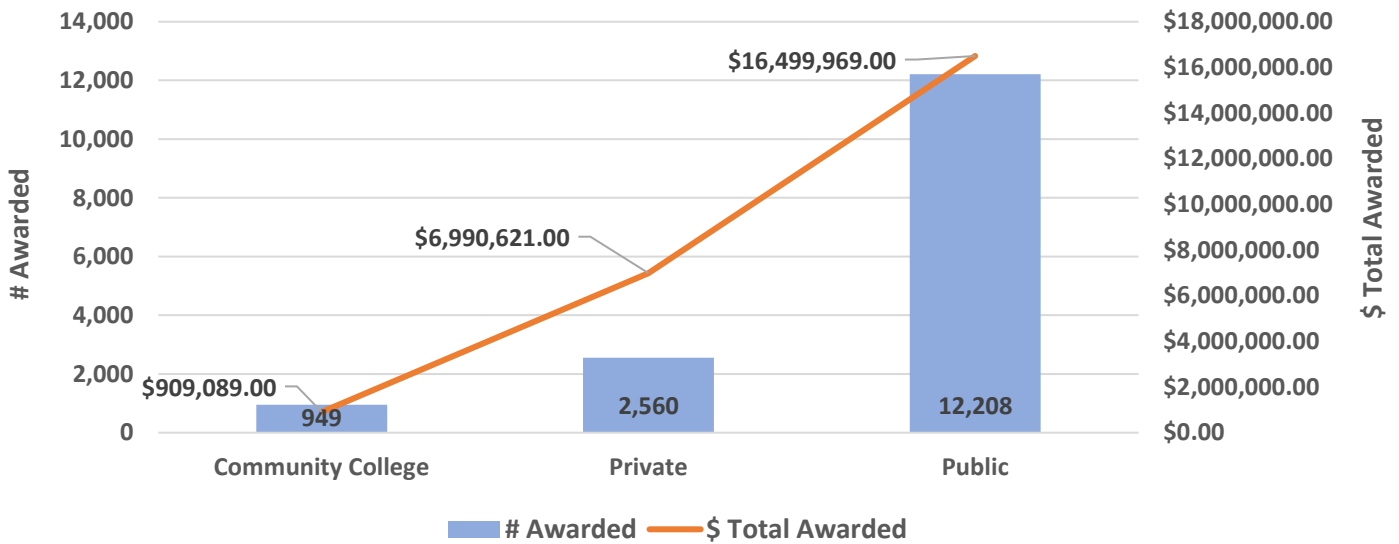
Overall Program Data Summary

# and \$ Total Awarded for Michigan Competitive Scholarship in 2022-23		
Institution Type	# Awarded	\$ Total Awarded
Community College	949	\$909,089.00
Private	2,560	\$6,990,621.00
Public	12,208	\$16,499,969.00
Grand Total	15,717	\$24,399,679.00

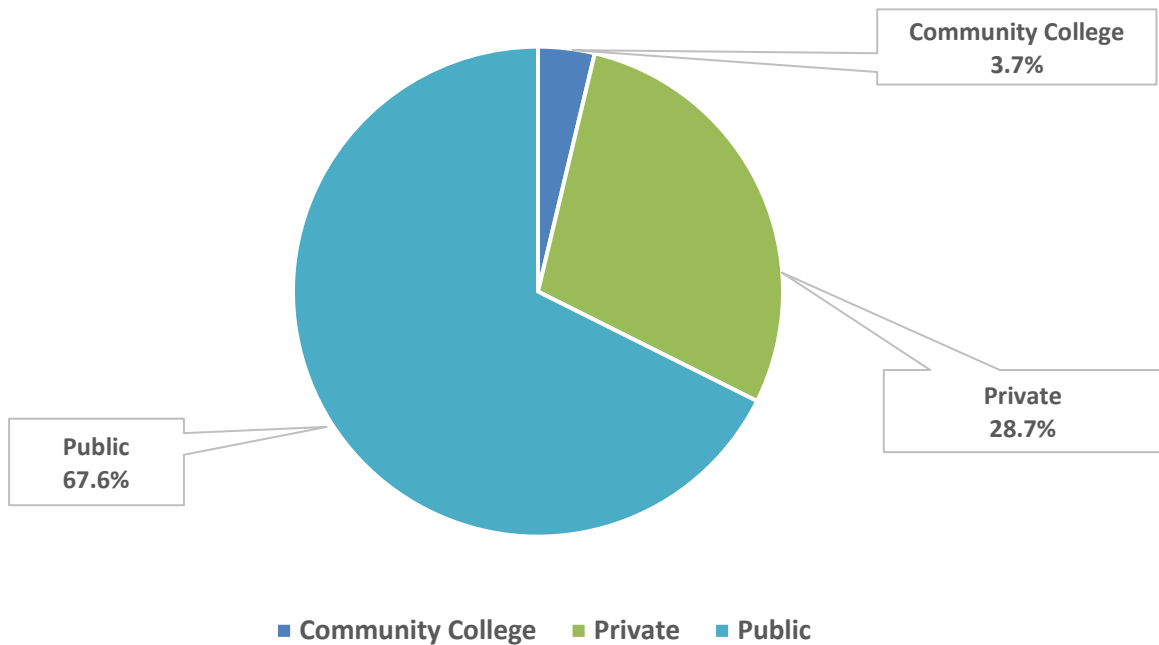
# and \$ Total Awarded for Michigan Tuition Grant in 2022-23		
Institution Type	# Awarded	\$ Total Awarded
Community College		
Private	12,172	\$30,645,502.00
Public		
Grand Total	12,172	\$30,645,502.00

*A total of 2,517 students were identified as dual eligible and received their MCS award at a private institution. A total of \$3,461,880.00 was paid through the MTG fund to supplement these MCS awards to the private institution maximum award.

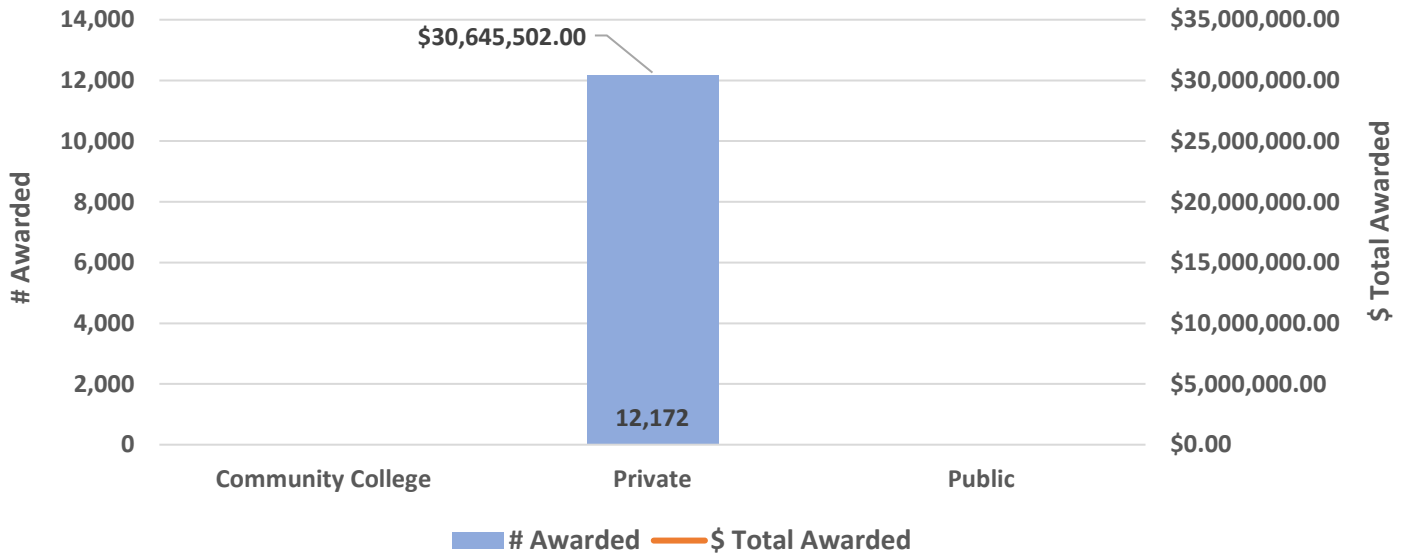
Michigan Competitive Scholarship # and \$ Total Awarded by Institution Type in 2022-23



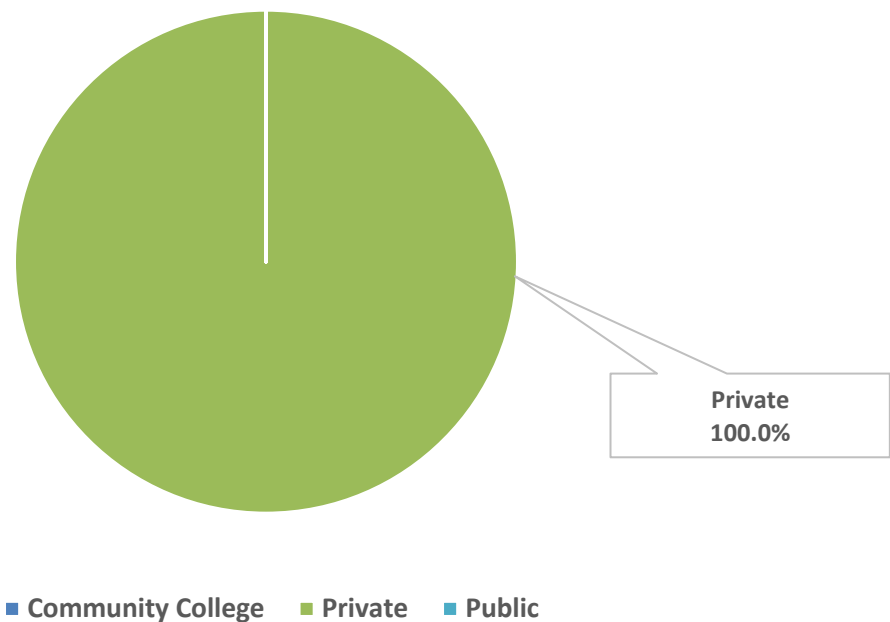
Michigan Competitive Scholarship Award Distribution by Institution Type in 2022-23



Michigan Tuition Grant # and \$ Total Awarded by Institution Type in 2022-23



Michigan Tuition Grant Award Distribution by Institution Type in 2022-23



Community College Data

# and \$ Total Michigan Competitive Scholarship Awarded at Community Colleges		
Institution	# Awarded	\$ Total Awarded
ALPENA COMMUNITY COLLEGE	8	\$7,924.00
BAY COLLEGE	10	\$12,375.00
BAY MILLS COMMUNITY COLLEGE	3	\$1,690.00
DELTA COLLEGE	61	\$62,921.00
GLEN OAKS COMMUNITY COLLEGE	5	\$4,622.00
GOGEBIC COMMUNITY COLLEGE	7	\$8,625.00
GRAND RAPIDS COMMUNITY COLLEGE	116	\$104,724.00
HENRY FORD COLLEGE	43	\$40,638.00
JACKSON COLLEGE	37	\$32,264.00
KALAMAZOO VALLEY COMMUNITY COLLEGE	43	\$43,871.00
KELLOGG COMMUNITY COLLEGE	27	\$22,667.00
KIRTLAND COMMUNITY COLLEGE	11	\$11,812.00
LAKE MICHIGAN COLLEGE	10	\$6,356.00
LANSING COMMUNITY COLLEGE	71	\$75,043.00
MACOMB COMMUNITY COLLEGE	61	\$53,338.00
MID MICHIGAN COLLEGE	40	\$42,002.00
MONROE COUNTY COMMUNITY COLLEGE	21	\$20,623.00
MONTCALM COMMUNITY COLLEGE	12	\$14,063.00
MOTT COMMUNITY COLLEGE	44	\$39,162.00
MUSKEGON COMMUNITY COLLEGE	35	\$31,639.00
NORTH CENTRAL MICHIGAN COLLEGE	28	\$33,229.00
NORTHWESTERN MICHIGAN COLLEGE	42	\$42,939.00
OAKLAND COMMUNITY COLLEGE	78	\$66,720.00
SCHOOLCRAFT COLLEGE	26	\$25,873.00
SOUTHWESTERN MICHIGAN COLLEGE	15	\$18,937.00
ST. CLAIR COUNTY COMMUNITY COLLEGE	22	\$22,823.00
WASHTENAW COMMUNITY COLLEGE	46	\$40,873.00
WAYNE COUNTY COMMUNITY COLLEGE DISTRICT	17	\$10,706.00
WEST SHORE COMMUNITY COLLEGE	10	\$10,630.00
Grand Total	949	\$909,089.00

Private Institution Data

# and \$ Total Michigan Competitive Scholarship and Michigan Tuition Grant Awarded at Private Institutions						
Institution	MTG # Awarded	MTG \$ Total Awarded	MCS # Awarded	MCS \$ Total Awarded	Total # Awarded	Total \$ Awarded
ADRIAN COLLEGE	487	\$1,287,813.00	44	\$126,379.00	531	\$1,414,192.00
ALBION COLLEGE	599	\$1,684,868.00	112	\$319,706.00	711	\$2,004,574.00
ALMA COLLEGE	444	\$1,218,692.00	125	\$334,867.00	569	\$1,553,559.00
ANDREWS UNIVERSITY	65	\$156,862.00	11	\$26,176.00	76	\$183,038.00
AQUINAS COLLEGE	387	\$1,036,854.00	70	\$195,204.00	457	\$1,232,058.00
BAKER COLLEGE	1,466	\$2,942,345.00	80	\$173,259.00	1,546	\$3,115,604.00
CALVIN UNIVERSITY	362	\$1,016,889.00	257	\$741,375.00	619	\$1,758,264.00
CLEARY UNIVERSITY	194	\$444,679.00	11	\$28,125.00	205	\$472,804.00
COLLEGE FOR CREATIVE STUDIES	414	\$1,115,514.00	72	\$196,703.00	486	\$1,312,217.00
COMPASS COLLEGE OF FILM & MEDIA	25	\$65,928.00	3	\$8,625.00	28	\$74,553.00
CONCORDIA UNIVERSITY	184	\$497,250.00	29	\$83,625.00	213	\$580,875.00
CORNERSTONE UNIVERSITY	552	\$1,448,206.00	111	\$317,979.00	663	\$1,766,185.00
DAVENPORT UNIVERSITY	1,138	\$2,496,911.00	131	\$317,916.00	1,269	\$2,814,827.00
FINLANDIA UNIVERSITY	117	\$319,500.00	5	\$15,000.00	122	\$334,500.00
GRACE CHRISTIAN UNIVERSITY	148	\$401,948.00	17	\$46,181.00	165	\$448,129.00
GREAT LAKES CHRISTIAN COLLEGE	44	\$111,850.00	6	\$12,375.00	50	\$124,225.00
HOPE COLLEGE	619	\$1,774,399.00	361	\$1,031,907.00	980	\$2,806,306.00
KALAMAZOO COLLEGE	190	\$541,881.00	123	\$345,660.00	313	\$887,541.00
KETTERING UNIVERSITY	288	\$788,190.00	332	\$879,727.00	620	\$1,667,917.00
KUYPER COLLEGE	35	\$88,682.00	2	\$6,000.00	37	\$94,682.00
LAWRENCE TECHNOLOGICAL UNIVERSITY	594	\$1,570,240.00	191	\$510,058.00	785	\$2,080,298.00
MADONNA UNIVERSITY	627	\$1,577,320.00	51	\$130,996.00	678	\$1,708,316.00
NORTHWOOD UNIVERSITY	543	\$1,342,993.00	73	\$205,807.00	616	\$1,548,800.00
OLIVET COLLEGE	415	\$1,102,661.00	34	\$100,500.00	449	\$1,203,161.00
ROCHESTER UNIVERSITY	249	\$611,579.00	12	\$30,425.00	261	\$642,004.00
SACRED HEART MAJOR SEMINARY	3	\$9,000.00			3	\$9,000.00
SIENA HEIGHTS UNIVERSITY	541	\$1,314,750.00	42	\$110,250.00	583	\$1,425,000.00
SPRING ARBOR UNIVERSITY	314	\$857,787.00	50	\$134,250.00	364	\$992,037.00
UNIVERSITY OF DETROIT MERCY	952	\$2,579,378.00	189	\$538,984.00	1,141	\$3,118,362.00
WALSH COLLEGE	176	\$240,533.00	16	\$22,562.00	192	\$263,095.00
Grand Total	12,172	\$30,645,502.00	2,560	\$6,990,621.00	14,732	\$37,636,123.00

Public Institution Data

# and \$ Total Michigan Competitive Scholarship Awarded at Public Institutions		
Institution	# Awarded	\$ Total Awarded
CENTRAL MICHIGAN UNIVERSITY	496	\$614,495.00
EASTERN MICHIGAN UNIVERSITY	436	\$563,753.00
FERRIS STATE UNIVERSITY	311	\$413,226.00
GRAND VALLEY STATE UNIVERSITY	1,362	\$1,829,156.00
LAKE SUPERIOR STATE UNIVERSITY	69	\$96,371.00
MICHIGAN STATE UNIVERSITY	2,380	\$3,244,104.00
MICHIGAN TECHNOLOGICAL UNIVERSITY	798	\$1,089,596.00
NORTHERN MICHIGAN UNIVERSITY	232	\$313,849.00
OAKLAND UNIVERSITY	639	\$825,909.00
SAGINAW VALLEY STATE UNIVERSITY	319	\$409,772.00
UNIVERSITY OF MICHIGAN - ANN ARBOR	3,283	\$4,682,845.00
UNIVERSITY OF MICHIGAN - DEARBORN	436	\$565,819.00
UNIVERSITY OF MICHIGAN - FLINT	151	\$182,736.00
WAYNE STATE UNIVERSITY	803	\$1,037,096.00
WESTERN MICHIGAN UNIVERSITY	493	\$631,242.00
Grand Total	12,208	\$16,499,969.00

Year-over-Year MCS and MTG # Students Served

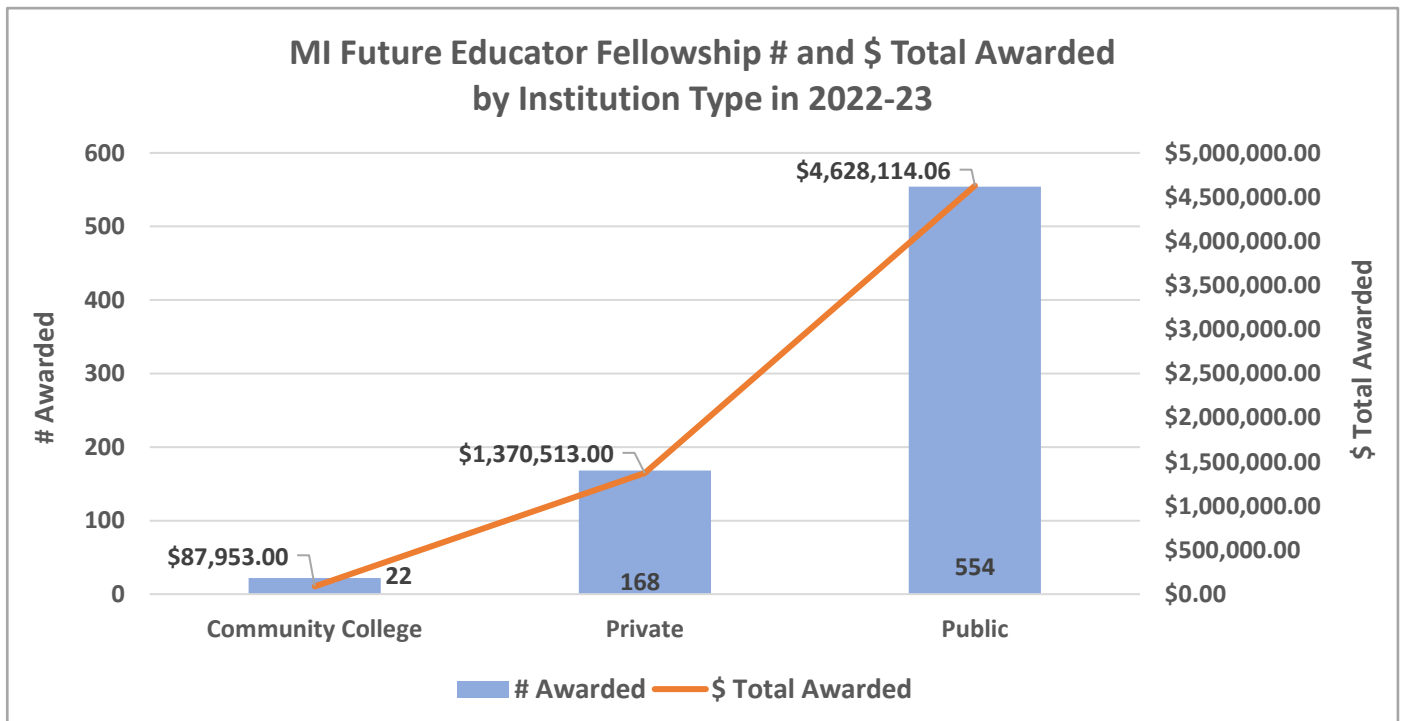
Year-over-Year MCS and MTG # Students Served		
Fiscal Year	MCS	MTG
2022-23	15,717	12,172
2021-22	19,678	13,626
2020-21	22,259	13,284
2019-20	28,788	14,326
2018-19	30,730	13,301
2017-18	34,414	16,532
2016-17	34,288	15,920
2015-16	32,378	17,484
2014-15	29,527	21,893
2013-14	31,161	22,642
2012-13	33,891	22,226

MI Future Educator Fellowship (Fellowship) # and \$ Awarded Disaggregated by Institution Type

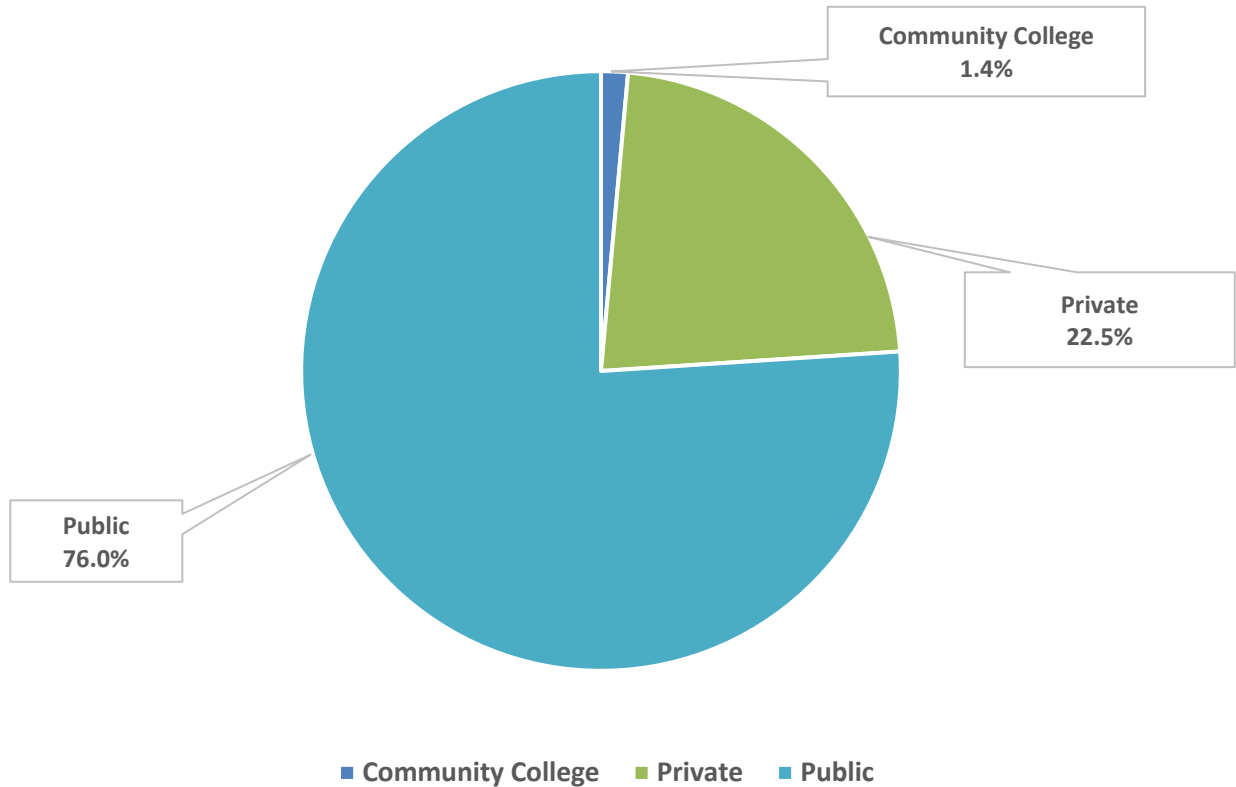
Section below provides data summary of awards for MI Future Educator Fellowship (Fellowship) in academic year 2022-23, disaggregated by institution type. Fellowship provides financial assistance to aspiring educators who are admitted and enrolled in an Educator Preparation Program (EPP) approved by the Michigan Department of Education (MDE). Awards pay up to a maximum of \$10,000 per year, renewable up to three years. Recipients must sign a Commitment to Teach in Michigan (CTMA). For program rules and eligibility criteria, visit: michigan.gov/mistudentaid/programs/new-programs-for-future-educators/mi-future-educator-fellowship.

Overall Program Data Summary

# and \$ Total Awarded for MI Future Educator Fellowship in 2022-23		
Institution Type	# Awarded	\$ Total Awarded
Community College	22	\$87,953.00
Private	168	\$1,370,513.00
Public	554	\$4,628,114.06
Grand Total	744	\$6,086,580.06



**MI Future Educator Fellowship Award Distribution
by Institution Type in 2022-23**



Community College Data

# and \$ Total MI Future Educator Fellowship Awarded at Community Colleges		
Institution	# Awarded	\$ Total Awarded
SCHOOLCRAFT COLLEGE	22	\$87,953.00
Grand Total	22	\$87,953.00

Private Institution Data

# and \$ Total MI Future Educator Fellowship Awarded at Private Institutions		
Institution	# Awarded	\$ Total Awarded
#TEACH	49	\$345,325.00
ADRIAN COLLEGE	2	\$7,971.00
ALBION COLLEGE	1	\$10,000.00
ALMA COLLEGE	14	\$140,000.00

AQUINAS COLLEGE	8	\$72,089.00
CALVIN UNIVERSITY	5	\$40,000.00
CONCORDIA UNIVERSITY	22	\$190,000.00
CORNERSTONE UNIVERSITY	2	\$17,301.00
DAVENPORT UNIVERSITY	8	\$60,900.00
HOPE COLLEGE	18	\$180,000.00
MADONNA UNIVERSITY	3	\$30,000.00
MICHIGAN TEACHERS OF TOMORROW	9	\$51,455.00
PROFESSIONAL INNOVATORS IN TEACHING	9	\$77,500.00
ROCHESTER UNIVERSITY	6	\$57,130.00
SIENA HEIGHTS UNIVERSITY	8	\$60,842.00
SPRING ARBOR UNIVERSITY	4	\$30,000.00
Grand Total	168	\$1,370,513.00

Public Institution Data

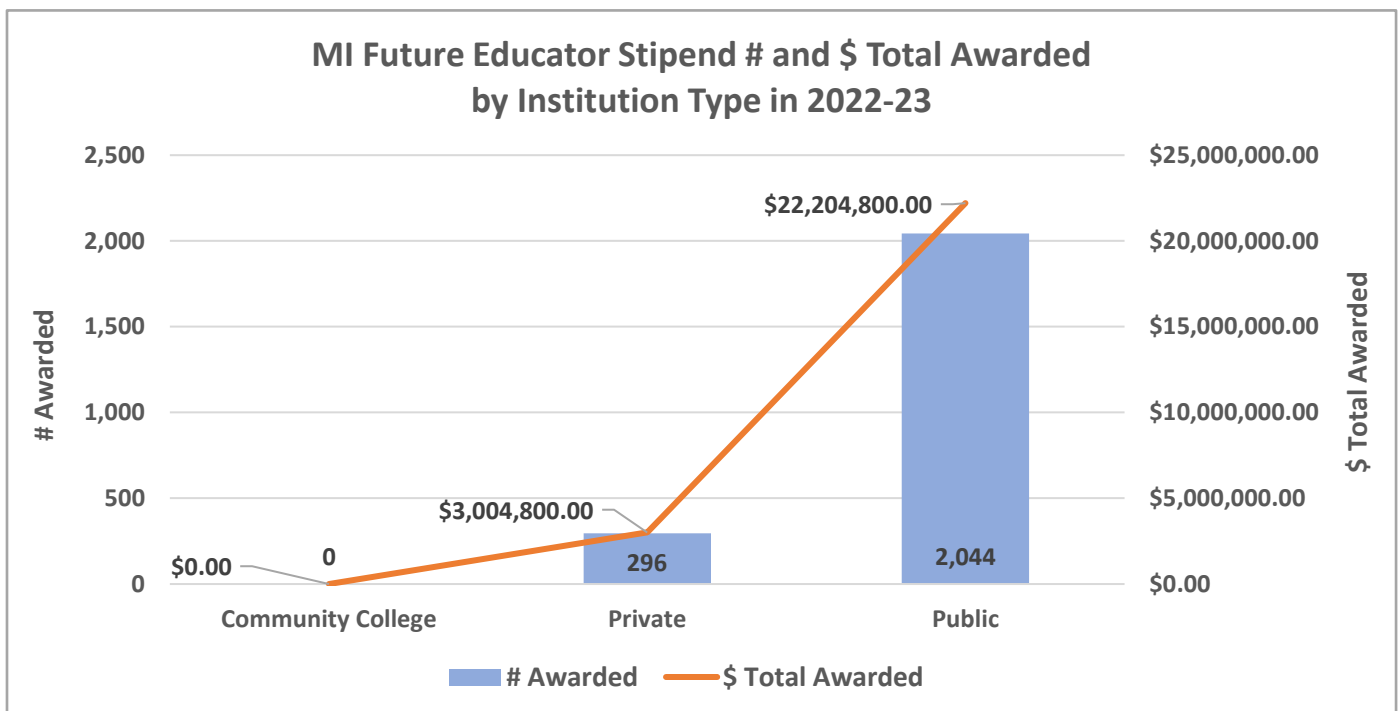
# and \$ Total MI Future Educator Fellowship Awarded at Public Institutions		
Institution	# Awarded	\$ Total Awarded
CENTRAL MICHIGAN UNIVERSITY	51	\$341,804.50
EASTERN MICHIGAN UNIVERSITY	37	\$324,110.00
FERRIS STATE UNIVERSITY	35	\$326,702.00
GRAND VALLEY STATE UNIVERSITY	81	\$747,962.00
MICHIGAN STATE UNIVERSITY	46	\$455,000.00
NORTHERN MICHIGAN UNIVERSITY	11	\$91,328.00
OAKLAND UNIVERSITY	104	\$899,255.70
SAGINAW VALLEY STATE UNIVERSITY	74	\$590,000.00
UNIVERSITY OF MICHIGAN - ANN ARBOR	51	\$286,006.00
UNIVERSITY OF MICHIGAN - DEARBORN	7	\$64,445.00
UNIVERSITY OF MICHIGAN - FLINT	10	\$89,798.00
WAYNE STATE UNIVERSITY	26	\$225,436.03
WESTERN MICHIGAN UNIVERSITY	21	\$186,266.83
Grand Total	554	\$4,628,114.06

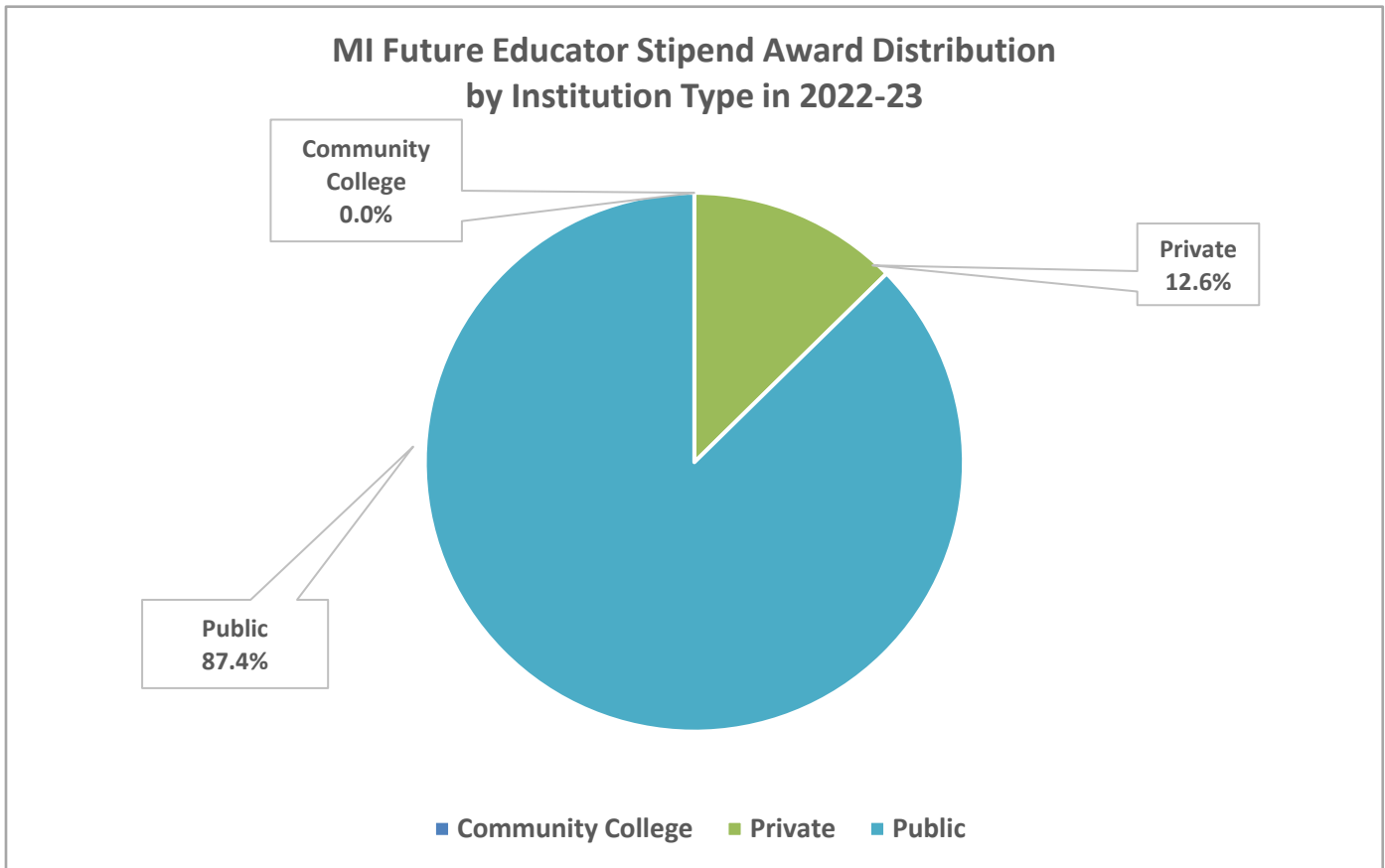
MI Future Educator Stipend (Stipend) # and \$ Awarded Disaggregated by Institution Type

Section below provides data summary of awards for MI Future Educator Stipend (Stipend) in academic year 2022-23, disaggregated by institution type. Stipend provides \$9,600 per semester to aspiring educators who are participating in their required student teaching. Students are limited to one Stipend, unless their Educator Preparation Program (EPP) specifically requires they complete more than one semester/term of student teaching in order to become a certified teacher. For program rules and eligibility criteria, visit: michigan.gov/mistudentaid/programs/new-programs-for-future-educators/mi-future-educator-stipend.

Overall Program Data Summary

# and \$ Total Awarded for MI Future Educator Stipend in 2022-23		
Institution Type	# Awarded	\$ Total Awarded
Community College	0	\$0.00
Private	296	\$3,004,800.00
Public	2,044	\$22,204,800.00
Grand Total	2,340	\$25,209,600.00





Private Institution Data

# and \$ Total MI Future Educator Stipend Awarded at Private Institutions		
Institution	# Awarded	\$ Total Awarded
ADRIAN COLLEGE	26	\$249,600.00
ALBION COLLEGE	20	\$192,000.00
ALMA COLLEGE	36	\$364,800.00
AQUINAS COLLEGE	21	\$201,600.00
BAKER COLLEGE	11	\$105,600.00
CALVIN UNIVERSITY	35	\$345,600.00
COLLEGE FOR CREATIVE STUDIES	6	\$67,200.00
CONCORDIA UNIVERSITY	13	\$124,800.00
CORNERSTONE UNIVERSITY	35	\$336,000.00
HOPE COLLEGE	50	\$566,400.00

MADONNA UNIVERSITY	8	\$76,800.00
ROCHESTER UNIVERSITY	7	\$67,200.00
SIENA HEIGHTS UNIVERSITY	13	\$153,600.00
SPRING ARBOR UNIVERSITY	13	\$124,800.00
UNIVERSITY OF DETROIT MERCY	2	\$28,800.00
Grand Total	296	\$3,004,800.00

Public Institution Data

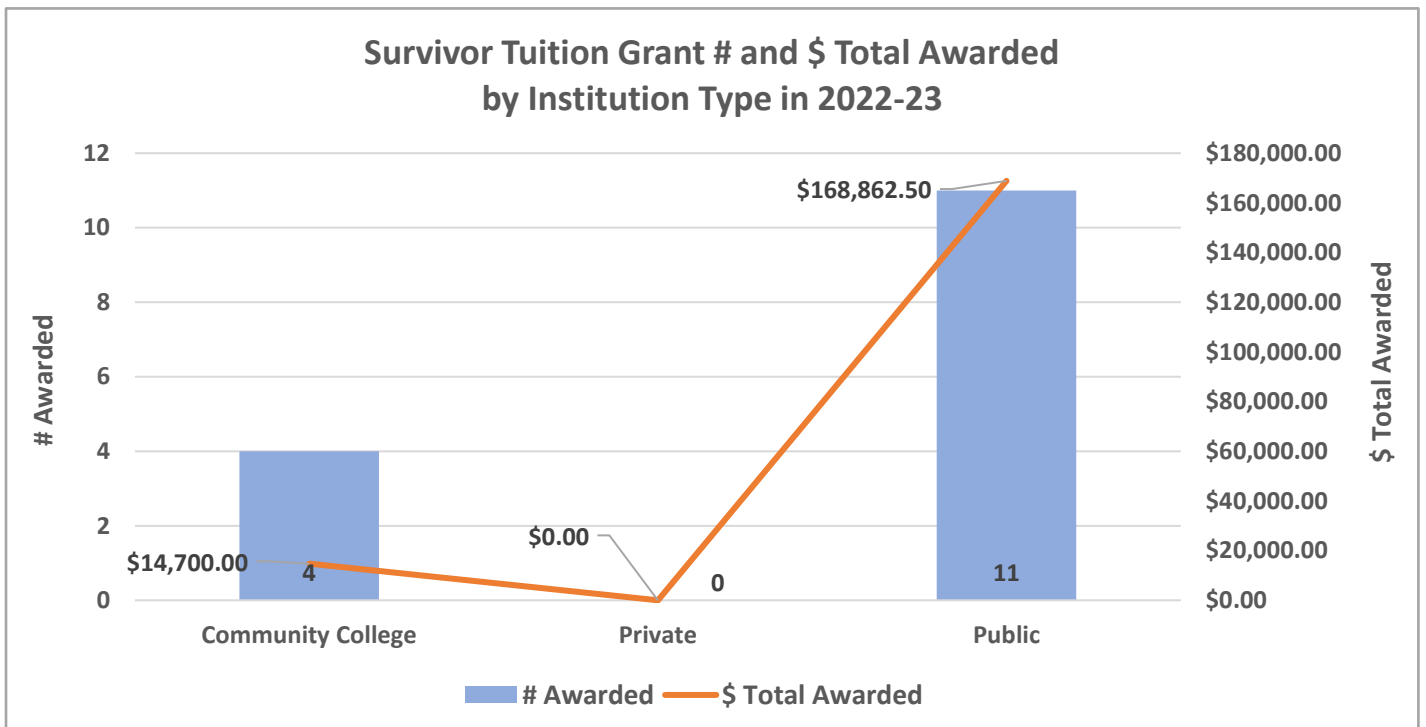
# and \$ Total MI Future Educator Stipend Awarded at Public Institutions		
Institution	# Awarded	\$ Total Awarded
CENTRAL MICHIGAN UNIVERSITY	215	\$2,131,200.00
EASTERN MICHIGAN UNIVERSITY	235	\$2,572,800.00
FERRIS STATE UNIVERSITY	73	\$710,400.00
GRAND VALLEY STATE UNIVERSITY	315	\$3,072,000.00
LAKE SUPERIOR STATE UNIVERSITY	19	\$230,400.00
MICHIGAN STATE UNIVERSITY	192	\$3,417,600.00
NORTHERN MICHIGAN UNIVERSITY	96	\$921,600.00
OAKLAND UNIVERSITY	236	\$2,265,600.00
SAGINAW VALLEY STATE UNIVERSITY	179	\$1,900,800.00
UNIVERSITY OF MICHIGAN - ANN ARBOR	109	\$1,171,200.00
UNIVERSITY OF MICHIGAN - DEARBORN	79	\$777,600.00
UNIVERSITY OF MICHIGAN - FLINT	23	\$220,800.00
WAYNE STATE UNIVERSITY	104	\$1,017,600.00
WESTERN MICHIGAN UNIVERSITY	169	\$1,795,200.00
Grand Total	2,044	\$22,204,800.00

Survivor Tuition Grant (STG) # and \$ Awarded Disaggregated by Institution Type

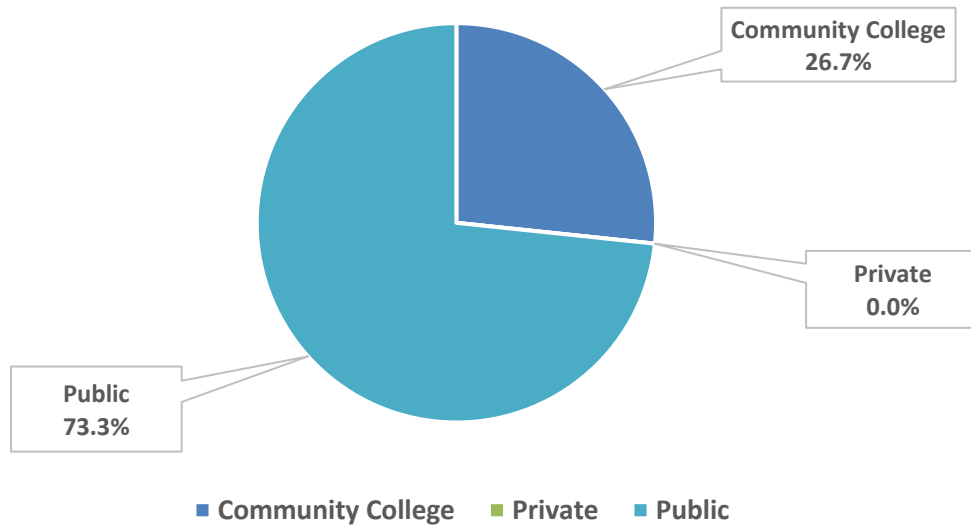
Section below provides data summary of awards for Police Officer’s and Fire Fighter’s Survivor Tuition Grant (STG) in academic year 2022-23, disaggregated by institution type. STG provides for the waiver of tuition at a Michigan community college or public university for children and surviving spouses of Michigan police officers and fire fighters killed in the line of duty. For program rules and eligibility criteria, visit: michigan.gov/mistudentaid/programs/police-officers-and-fire-fighters-survivor-tuition-grant.

Overall Program Data Summary

# and \$ Total Awarded for Survivor Tuition Grant in 2022-23		
Institution Type	# Awarded	\$ Total Awarded
Community College	4	\$14,700.00
Private	0	\$0.00
Public	11	\$168,862.50
Grand Total	15	\$183,562.50



**Survivor Tuition Grant Award Distribution
by Institution Type in 2022-23**



Community College Data

# and \$ Total Survivor Tuition Grant Awarded at Community Colleges		
Institution	# Awarded	\$ Total Awarded
MACOMB COMMUNITY COLLEGE	2	\$6,678.00
OAKLAND COMMUNITY COLLEGE	1	\$1,442.00
SCHOOLCRAFT COLLEGE	1	\$6,580.00
Grand Total	4	\$14,700.00

Public Institution Data

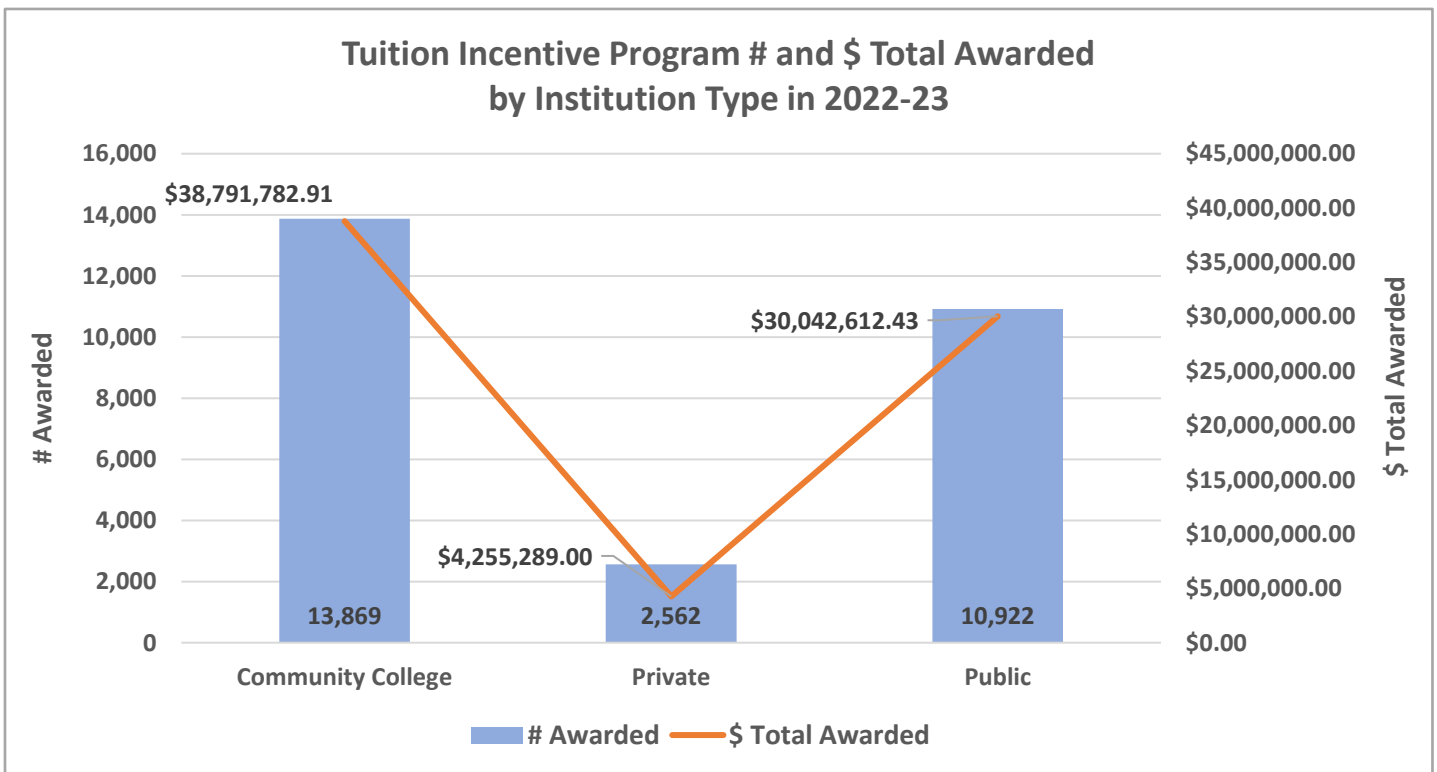
# and \$ Total Survivor Tuition Grant Awarded at Public Institutions		
Institution	# Awarded	\$ Total Awarded
FERRIS STATE UNIVERSITY	1	\$12,142.00
GRAND VALLEY STATE UNIVERSITY	1	\$13,952.00
MICHIGAN STATE UNIVERSITY	6	\$102,466.00
OAKLAND UNIVERSITY	2	\$23,898.50
UNIVERSITY OF MICHIGAN - ANN ARBOR	1	\$16,404.00
Grand Total	11	\$168,862.50

Tuition Incentive Program (TIP) # and \$ Awarded Disaggregated by Institution Type

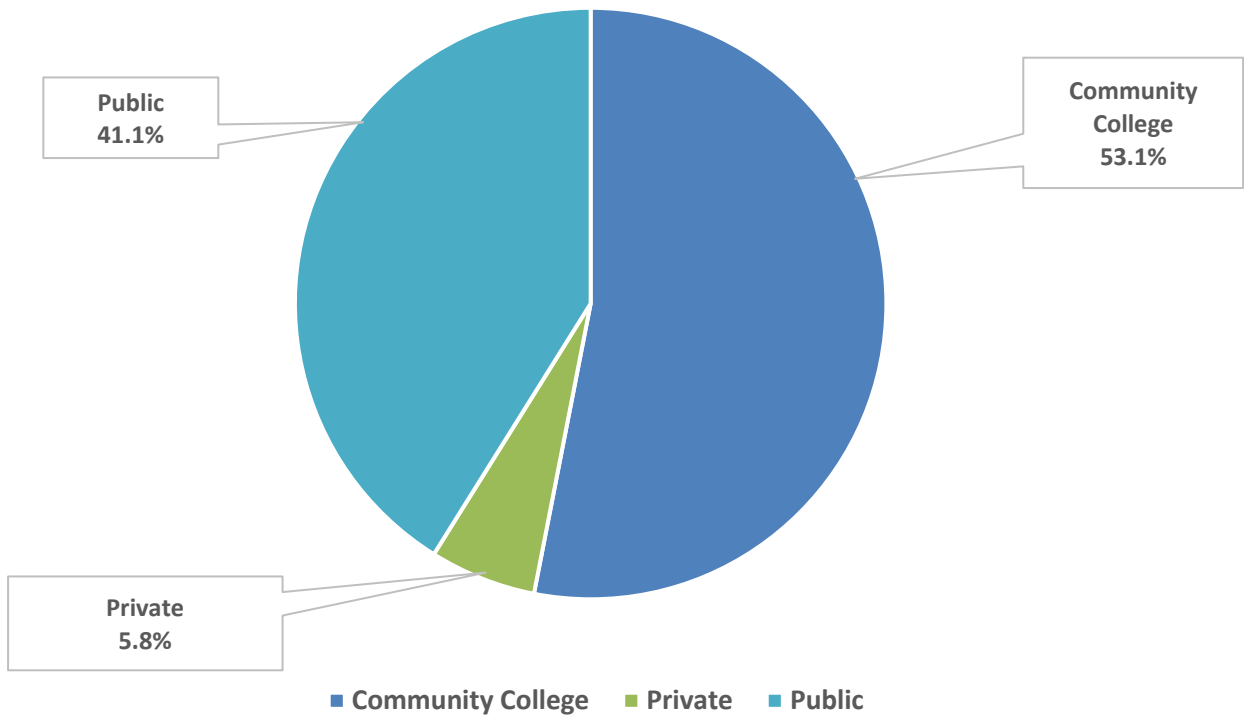
Section below provides data summary of awards for Tuition Incentive Program (TIP) in academic year 2022-23, disaggregated by institution type. TIP provides tuition assistance during an eligible student’s qualifying certificate or associate degree program and during the student’s bachelor’s degree program. These two periods of assistance are referred to as ‘Phase I’ and ‘Phase II’, respectively. For program rules and eligibility criteria, visit: michigan.gov/mistudentaid/programs/tuition-incentive-program.

Overall Program Data Summary

# and \$ Total Awarded for Tuition Incentive Program in 2022-23		
Institution Type	# Awarded	\$ Total Awarded
Community College	13,869	\$38,791,782.91
Private	2,562	\$4,255,289.00
Public	10,922	\$30,042,612.43
Grand Total	27,353	\$73,089,684.34



**Tuition Incentive Program Award Distribution
by Institution Type in 2022-23**



Community College Data

# and \$ Total Tuition Incentive Program Awarded at Community Colleges		
Institution	# Awarded	\$ Total Awarded
ALPENA COMMUNITY COLLEGE	154	\$686,697.50
BAY COLLEGE	170	\$663,360.00
BAY MILLS COMMUNITY COLLEGE	24	\$15,750.00
DELTA COLLEGE	949	\$2,671,389.90
GLEN OAKS COMMUNITY COLLEGE	105	\$336,420.00
GOGEBIC COMMUNITY COLLEGE	77	\$279,772.00
GRAND RAPIDS COMMUNITY COLLEGE	1,210	\$3,537,412.00
HENRY FORD COLLEGE	2,850	\$7,118,547.84
JACKSON COLLEGE	531	\$1,932,503.17
KALAMAZOO VALLEY COMMUNITY COLLEGE	457	\$1,166,969.10

KELLOGG COMMUNITY COLLEGE	191	\$558,697.66
KEWEENAW BAY OJIBWA COMMUNITY COLLEGE	14	\$35,550.00
KIRTLAND COMMUNITY COLLEGE	173	\$510,164.50
LAKE MICHIGAN COLLEGE	264	\$780,462.18
LANSING COMMUNITY COLLEGE	873	\$2,401,490.25
MACOMB COMMUNITY COLLEGE	289	\$595,367.50
MID MICHIGAN COLLEGE	363	\$1,254,071.60
MONROE COUNTY COMMUNITY COLLEGE	171	\$404,782.50
MONTCALM COMMUNITY COLLEGE	145	\$407,751.50
MOTT COMMUNITY COLLEGE	406	\$1,294,131.59
MUSKEGON COMMUNITY COLLEGE	259	\$881,905.50
NORTH CENTRAL MICHIGAN COLLEGE	214	\$941,391.00
NORTHWESTERN MICHIGAN COLLEGE	422	\$1,613,732.40
OAKLAND COMMUNITY COLLEGE	752	\$1,457,585.60
SAGINAW CHIPPEWA TRIBAL COLLEGE	6	\$5,005.00
SCHOOLCRAFT COLLEGE	631	\$1,625,180.00
SOUTHWESTERN MICHIGAN COLLEGE	300	\$1,046,242.82
ST. CLAIR COUNTY COMMUNITY COLLEGE	344	\$1,228,130.15
WASHTENAW COMMUNITY COLLEGE	637	\$1,268,221.15
WAYNE COUNTY COMMUNITY COLLEGE DISTRICT	758	\$1,714,670.50
WEST SHORE COMMUNITY COLLEGE	130	\$358,428.00
Grand Total	13,869	\$38,791,782.91

Private Institution Data

# and \$ Total Tuition Incentive Program Awarded at Private Institutions		
Institution	# Awarded	\$ Total Awarded
ADRIAN COLLEGE	193	\$516,844.00
ALBION COLLEGE	106	\$96,000.00
ALMA COLLEGE	68	\$62,000.00
ANDREWS UNIVERSITY	15	\$13,000.00
AQUINAS COLLEGE	28	\$25,500.00
BAKER COLLEGE	320	\$636,712.00
CALVIN UNIVERSITY	37	\$36,914.00
CLEARY UNIVERSITY	53	\$134,388.00
COLLEGE FOR CREATIVE STUDIES	42	\$35,000.00
COMPASS COLLEGE OF FILM & MEDIA	10	\$25,758.00
CONCORDIA UNIVERSITY	24	\$18,000.00

CORNERSTONE UNIVERSITY	145	\$274,368.00
DAVENPORT UNIVERSITY	262	\$464,468.00
FINLANDIA UNIVERSITY	54	\$135,560.00
GRACE CHRISTIAN UNIVERSITY	69	\$167,794.00
GREAT LAKES CHRISTIAN COLLEGE	39	\$95,914.00
HOPE COLLEGE	75	\$63,500.00
KALAMAZOO COLLEGE	31	\$29,668.00
KETTERING UNIVERSITY	51	\$45,500.00
KUYPER COLLEGE	5	\$4,500.00
LAWRENCE TECHNOLOGICAL UNIVERSITY	89	\$164,274.00
MADONNA UNIVERSITY	95	\$102,390.00
NORTHWOOD UNIVERSITY	124	\$218,290.00
OLIVET COLLEGE	79	\$66,000.00
ROCHESTER UNIVERSITY	109	\$226,260.00
SIENA HEIGHTS UNIVERSITY	158	\$347,086.00
SPRING ARBOR UNIVERSITY	51	\$44,000.00
UNIVERSITY OF DETROIT MERCY	210	\$186,401.00
WALSH COLLEGE	20	\$19,200.00
Grand Total	2,562	\$4,255,289.00

Public Institution Data

# and \$ Total Tuition Incentive Program Awarded at Public Institutions		
Institution	# Awarded	\$ Total Awarded
CENTRAL MICHIGAN UNIVERSITY	564	\$501,125.00
EASTERN MICHIGAN UNIVERSITY	535	\$465,242.00
FERRIS STATE UNIVERSITY	1,682	\$13,277,787.00
GRAND VALLEY STATE UNIVERSITY	765	\$713,000.00
LAKE SUPERIOR STATE UNIVERSITY	232	\$2,261,358.00
MICHIGAN STATE UNIVERSITY	1,559	\$1,509,135.50
MICHIGAN TECHNOLOGICAL UNIVERSITY	376	\$2,837,460.65
NORTHERN MICHIGAN UNIVERSITY	548	\$4,369,323.28
OAKLAND UNIVERSITY	702	\$627,881.00
SAGINAW VALLEY STATE UNIVERSITY	380	\$304,000.00
UNIVERSITY OF MICHIGAN - ANN ARBOR	629	\$486,000.00
UNIVERSITY OF MICHIGAN - DEARBORN	613	\$574,500.00
UNIVERSITY OF MICHIGAN - FLINT	238	\$188,500.00
WAYNE STATE UNIVERSITY	1,645	\$1,528,000.00

WESTERN MICHIGAN UNIVERSITY	454	\$399,300.00
Grand Total	10,922	\$30,042,612.43

Phase I and Phase II Payment Data

Tuition Incentive Program (TIP) Phase I and Phase II Payment Breakdown by Institution					
Institution	Institution Type	# Phase I Awards	\$ Phase I Amount	# Phase II Awards	\$ Phase II Amount
ALPENA COMMUNITY COLLEGE	Community College	154	\$686,697.50	0	\$0.00
BAY COLLEGE	Community College	170	\$663,360.00	0	\$0.00
BAY MILLS COMMUNITY COLLEGE	Community College	23	\$14,750.00	1	\$1,000.00
DELTA COLLEGE	Community College	949	\$2,671,389.90	0	\$0.00
GLEN OAKS COMMUNITY COLLEGE	Community College	105	\$336,420.00	0	\$0.00
GOGEBIC COMMUNITY COLLEGE	Community College	77	\$279,772.00	0	\$0.00
GRAND RAPIDS COMMUNITY COLLEGE	Community College	1,210	\$3,537,412.00	0	\$0.00
HENRY FORD COLLEGE	Community College	2,850	\$7,118,547.84	0	\$0.00
JACKSON COLLEGE	Community College	531	\$1,932,503.17	0	\$0.00
KALAMAZOO VALLEY COMMUNITY COLLEGE	Community College	457	\$1,166,969.10	0	\$0.00
KELLOGG COMMUNITY COLLEGE	Community College	191	\$558,697.66	0	\$0.00
KEWEENAW BAY OJIBWA COMMUNITY COLLEGE	Community College	14	\$35,550.00	0	\$0.00
KIRTLAND COMMUNITY COLLEGE	Community College	173	\$510,164.50	0	\$0.00
LAKE MICHIGAN COLLEGE	Community College	264	\$780,462.18	0	\$0.00
LANSING COMMUNITY COLLEGE	Community College	873	\$2,401,490.25	0	\$0.00
MACOMB COMMUNITY COLLEGE	Community College	289	\$595,367.50	0	\$0.00

MID MICHIGAN COLLEGE	Community College	363	\$1,254,071.60	0	\$0.00
MONROE COUNTY COMMUNITY COLLEGE	Community College	171	\$404,782.50	0	\$0.00
MONTCALM COMMUNITY COLLEGE	Community College	145	\$407,751.50	0	\$0.00
MOTT COMMUNITY COLLEGE	Community College	406	\$1,294,131.59	0	\$0.00
MUSKEGON COMMUNITY COLLEGE	Community College	259	\$881,905.50	0	\$0.00
NORTH CENTRAL MICHIGAN COLLEGE	Community College	214	\$941,391.00	0	\$0.00
NORTHWESTERN MICHIGAN COLLEGE	Community College	419	\$1,612,232.40	3	\$1,500.00
OAKLAND COMMUNITY COLLEGE	Community College	752	\$1,457,585.60	0	\$0.00
SAGINAW CHIPPEWA TRIBAL COLLEGE	Community College	6	\$5,005.00	0	\$0.00
SCHOOLCRAFT COLLEGE	Community College	627	\$1,622,980.00	4	\$2,200.00
SOUTHWESTERN MICHIGAN COLLEGE	Community College	300	\$1,046,242.82	0	\$0.00
ST. CLAIR COUNTY COMMUNITY COLLEGE	Community College	344	\$1,228,130.15	0	\$0.00
WASHTENAW COMMUNITY COLLEGE	Community College	637	\$1,268,221.15	0	\$0.00
WAYNE COUNTY COMMUNITY COLLEGE DISTRICT	Community College	758	\$1,714,670.50	0	\$0.00
WEST SHORE COMMUNITY COLLEGE	Community College	130	\$358,428.00	0	\$0.00
ADRIAN COLLEGE	Private	133	\$457,844.00	69	\$59,000.00
ALBION COLLEGE	Private	0	\$0.00	106	\$96,000.00
ALMA COLLEGE	Private	0	\$0.00	68	\$62,000.00
ANDREWS UNIVERSITY	Private	0	\$0.00	15	\$13,000.00
AQUINAS COLLEGE	Private	0	\$0.00	28	\$25,500.00
BAKER COLLEGE	Private	216	\$546,212.00	104	\$90,500.00
CALVIN UNIVERSITY	Private	3	\$7,414.00	34	\$29,500.00
CLEARY UNIVERSITY	Private	36	\$116,888.00	19	\$17,500.00

COLLEGE FOR CREATIVE STUDIES	Private	0	\$0.00	42	\$35,000.00
COMPASS COLLEGE OF FILM & MEDIA	Private	8	\$23,758.00	2	\$2,000.00
CONCORDIA UNIVERSITY	Private	0	\$0.00	24	\$18,000.00
CORNERSTONE UNIVERSITY	Private	93	\$218,368.00	70	\$56,000.00
DAVENPORT UNIVERSITY	Private	109	\$318,968.00	161	\$145,500.00
FINLANDIA UNIVERSITY	Private	36	\$119,060.00	18	\$16,500.00
FOCUS: HOPE	Private	0	\$0.00	0	\$0.00
GRACE CHRISTIAN UNIVERSITY	Private	45	\$147,794.00	27	\$20,000.00
GREAT LAKES CHRISTIAN COLLEGE	Private	31	\$87,914.00	9	\$8,000.00
HOPE COLLEGE	Private	0	\$0.00	75	\$63,500.00
KALAMAZOO COLLEGE	Private	0	\$0.00	31	\$29,668.00
KETTERING UNIVERSITY	Private	0	\$0.00	51	\$45,500.00
KUYPER COLLEGE	Private	0	\$0.00	5	\$4,500.00
LAWRENCE TECHNOLOGICAL UNIVERSITY	Private	71	\$148,774.00	19	\$15,500.00
MADONNA UNIVERSITY	Private	14	\$29,890.00	84	\$72,500.00
NORTHWOOD UNIVERSITY	Private	49	\$145,790.00	81	\$72,500.00
OLIVET COLLEGE	Private	0	\$0.00	79	\$66,000.00
ROCHESTER UNIVERSITY	Private	72	\$192,760.00	42	\$33,500.00
SACRED HEART MAJOR SEMINARY	Private	0	\$0.00	0	\$0.00
SIENA HEIGHTS UNIVERSITY	Private	96	\$287,586.00	67	\$59,500.00
SPRING ARBOR UNIVERSITY	Private	0	\$0.00	51	\$44,000.00
UNIVERSITY OF DETROIT MERCY	Private	0	\$0.00	210	\$186,401.00
WALSH COLLEGE	Private	0	\$0.00	20	\$19,200.00
CENTRAL MICHIGAN UNIVERSITY	Public	0	\$0.00	564	\$501,125.00
EASTERN MICHIGAN UNIVERSITY	Public	0	\$0.00	535	\$465,242.00
FERRIS STATE UNIVERSITY	Public	1,235	\$12,788,967.00	557	\$488,820.00
GRAND VALLEY STATE UNIVERSITY	Public	0	\$0.00	765	\$713,000.00
LAKE SUPERIOR STATE UNIVERSITY	Public	202	\$2,225,858.00	46	\$35,500.00

MICHIGAN STATE UNIVERSITY	Public	25	\$192,135.50	1,534	\$1,317,000.00
MICHIGAN TECHNOLOGICAL UNIVERSITY	Public	226	\$2,697,824.65	165	\$139,636.00
NORTHERN MICHIGAN UNIVERSITY	Public	426	\$4,239,044.92	164	\$130,278.36
OAKLAND UNIVERSITY	Public	0	\$0.00	702	\$627,881.00
SAGINAW VALLEY STATE UNIVERSITY	Public	0	\$0.00	380	\$304,000.00
UNIVERSITY OF MICHIGAN - ANN ARBOR	Public	0	\$0.00	629	\$486,000.00
UNIVERSITY OF MICHIGAN - DEARBORN	Public	0	\$0.00	613	\$574,500.00
UNIVERSITY OF MICHIGAN - FLINT	Public	0	\$0.00	238	\$188,500.00
WAYNE STATE UNIVERSITY	Public	0	\$0.00	1,645	\$1,528,000.00
WESTERN MICHIGAN UNIVERSITY	Public	0	\$0.00	454	\$399,300.00
Grand Total	All	16,987*	\$63,779,932.98	10,610*	\$9,309,751.36

*Some students received Phase I awards and moved onto receive Phase II awards; therefore, these totals for # awarded contain duplicate student counts.

Important Disclaimer:

All data shared in this report is property of MI Student Aid within the Michigan Department of Lifelong Education, Advancement, and Potential (MiLEAP) and cannot be shared without prior approval and written consent. For questions, contact mistudentaid@michigan.gov.

The Michigan Department of Lifelong Education, Advancement, and Potential is not affiliated with National Merit Scholarship Corporation or its registered trademarks National Achievement®, Achievement Scholarship®, or Achievement Scholar®.