

Using the Construction Permit System (CPS)


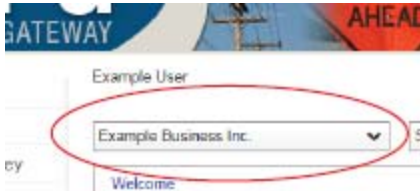
Purpose The Michigan Department of Transportation (MDOT) uses the Construction Permit System (CPS) for requesting and issuing construction permits. This document provides the information you'll need to access the system and obtain a permit.


Steps To obtain a permit you need to complete these basic steps. Detailed instructions are provided below. Step one only needs to be completed the first time you use CPS.

1. Access MDOT Permit Gateway (MPG)

Step	Action
a	Follow the instructions at this link to register on MPG: New Customer Registration

2. Access CPS

Step	Action
a	Click "Home" on the MPG Screen. 
b	Select your desired business in the first drop down box: 

<p>c</p>	<p>When you click the link, CPS will open. The main window is shown below.</p> 
<p>d</p>	<p>Complete the steps necessary to obtain your permit in CPS. While you are working in CPS, you can click either Contact CPS or CPS Help at the top of the window if you need assistance.</p>