

SEXUAL BEHAVIOR

Fact Sheet



The Michigan Youth Risk Behavior Survey (YRBS) is part of a nationwide surveying effort led by the Centers for Disease Control and Prevention (CDC) to monitor students' health risks and behaviors in six categories identified as most likely to result in adverse outcomes. These categories include unintentional injury and violence, tobacco use, alcohol and other drug use, sexual behaviors that contribute to unintended pregnancy or disease, dietary behaviors, and physical inactivity. High response rates allow results of the 2009 YRBS to be generalized to all Michigan students in grades 9-12.




Of Vital Concern: The National Perspective

Early initiation of sexual intercourse is associated with having a greater number of lifetime sexual partners. In addition, adolescents who initiate sexual intercourse early are less likely to use contraception and are at higher risk for pregnancy. Recent estimates suggest that while representing 25% of the sexually active population, persons aged 15 to 24 years acquire nearly half of all new STDs. Gonorrhea rates are highest among females between the ages of 15 and 19 years (647.9 cases per 100,000 females) and males between the ages of 20 and 24 years (454.1 cases per 100,000 males). Untreated gonorrhea can cause serious and permanent health problems for women and men as well as infertility in both women and men, pregnancy and birth complications, and a higher susceptibility to contract and transmit HIV.

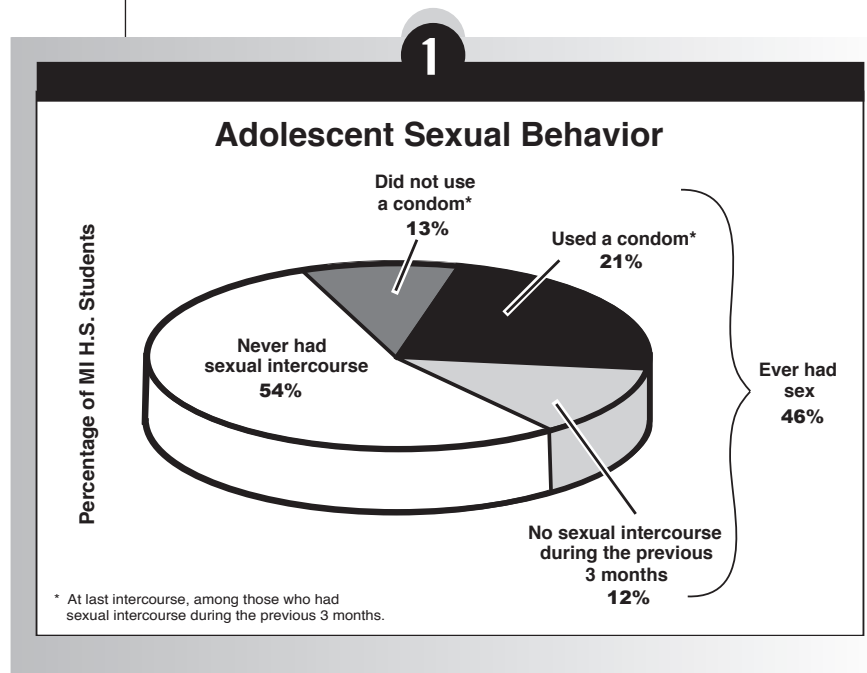
In 2006, there were an estimated 5,218 cases of HIV/AIDS among persons aged 15-24 years. Among high school students nationwide, 48% had ever had sexual intercourse, 15% had had sexual intercourse with 4 or more persons during their life, and 35% had had sexual intercourse with at least 1 person during the 3 months before the survey. The percentage of students who ever had sexual intercourse decreased during 1991-2007 (54%-48%).

In 2006, 88% of high schools taught HIV prevention education in a required health education course.



2009 Survey Results

◆ Over half of all high school students have **never had sexual intercourse**. Among those who have had sexual intercourse, a quarter were **abstinent** during the previous three months (Figure 1).



SEXUAL BEHAVIOR

Fact Sheet



2009 Survey Results (continued)

- ◆ Significantly more eleventh and twelfth grade students than students in ninth and tenth grades reported ever having **sexual intercourse** and having sex **recently**¹. They were also more likely to have had **multiple partners**² than freshman students (Figure 2 and 3).
- ◆ Among students who recently had sex, males were more likely than females to have had **sexual intercourse prior to age 13** and to have used a **condom** at last sex (Figure 4).
- ◆ Males and ninth graders were more likely than females and older students to have **abstained from sex** in the previous three months.
- ◆ Nine in ten students had been **taught about AIDS or HIV infection** in school.

¹ Recent means during the past 30 days.

² Four or more people during their lives

Contact Information

Michigan Department of Education, Grants Coordination and School Support,
Coordinated School Health and Safety Programs
P.O. Box 30008, Lansing, Michigan 48909 Phone: 517-241-4284
Web: www.michigan.gov/mde

State of Compliance With Federal Law

The Michigan Department of Education complies with all Federal laws and regulations prohibiting discrimination, and with all requirements and regulations of the U. S. Department of Education. 6,000 pieces printed at approx. \$.09 each, total cost \$540.00.

Michigan State Board of Education

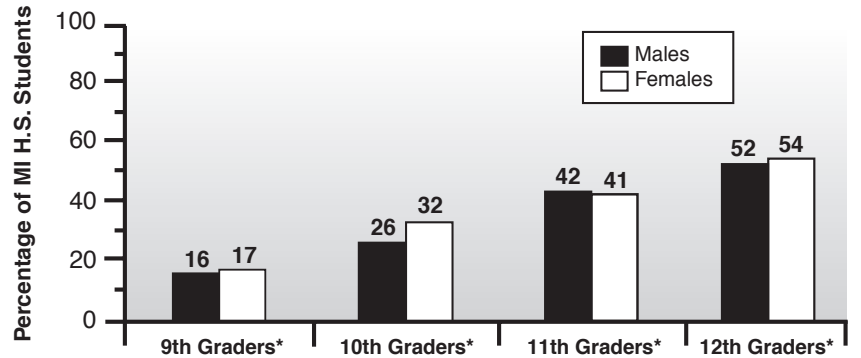
Kathleen N. Straus, President
Carolyn L. Curtin, Secretary
Nancy Danhof, NASBE Delegate
Reginald M. Turner
John C. Austin, Vice President
Marianne Yared McGuire, Treasurer
Elizabeth W. Bauer
Casandra E. Ulbrich

Ex-Officio

Jennifer M. Granholm, Governor
Michael P. Flanagan, Superintendent of Public Instruction

2

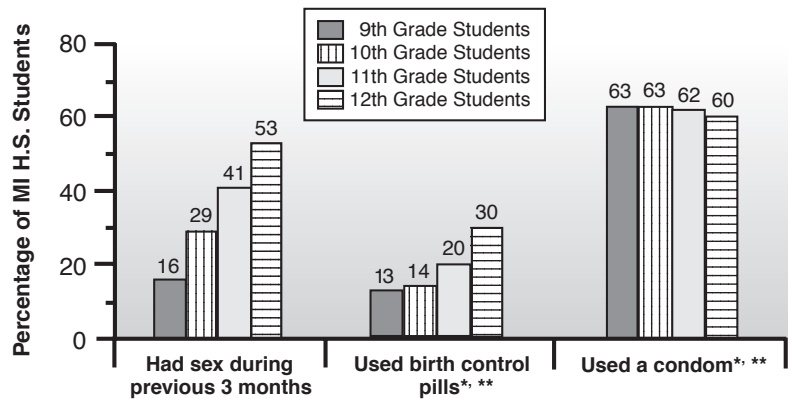
Sexual Intercourse During Previous Three Months



* These percentages do not represent statistically significant differences between genders.

3

Sexual Activity and Risk Reduction

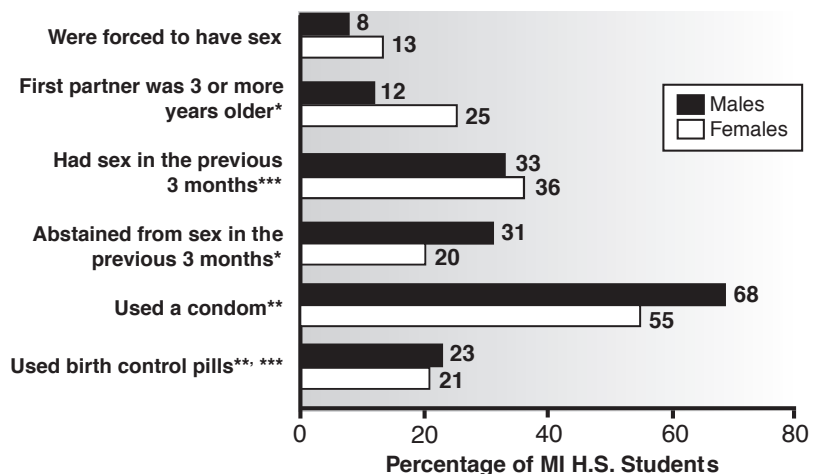


* At last intercourse, among students who had sex during the previous 3 months

** These percentages do not represent statistically significant differences among grades.

4

Sexual Behaviors and Gender



* Among those who ever had sexual intercourse

** At last intercourse, among those who had sexual intercourse during the previous 3 months

*** These percentages do not represent statistically significant differences among genders.

SEXUAL BEHAVIOR

Fact Sheet

2009 Survey Results (continued)

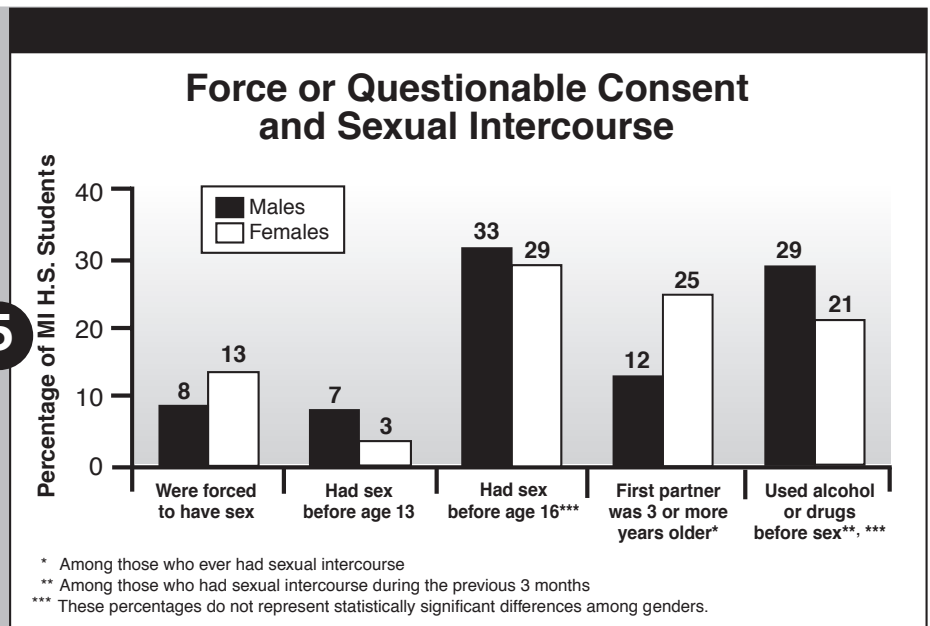


Trends

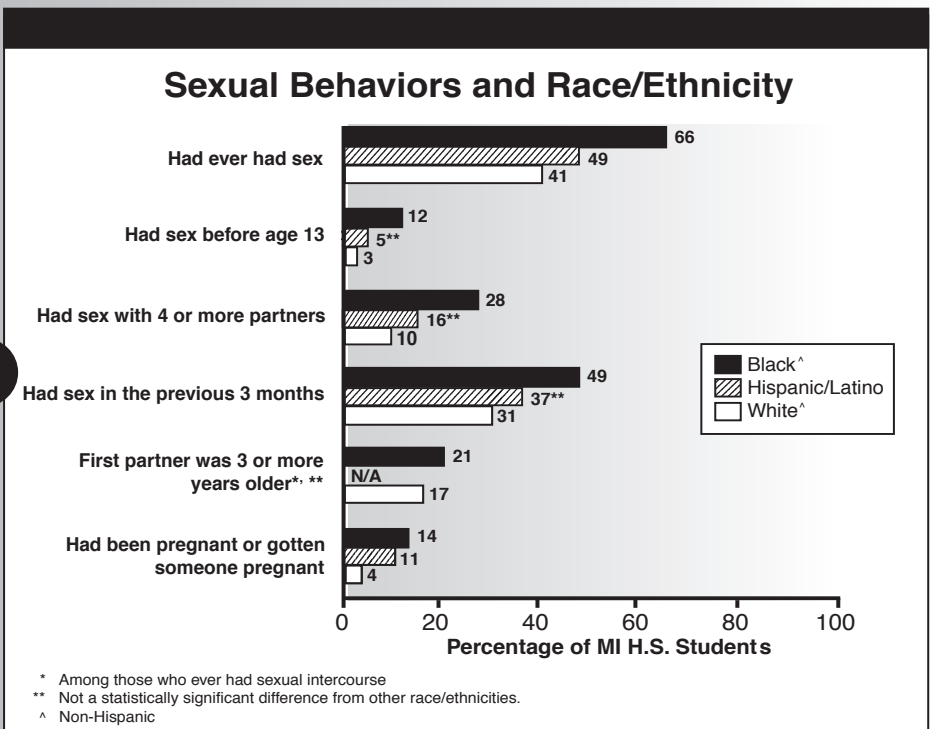
Since 1997, the number of students reporting **sexual activity prior to age 13** and **sex with more than four people** has significantly decreased over time. Additionally, among those having recent sexual activity, use of **alcohol or drugs** before sex has significantly decreased.

- ◆ More females than males had been **physically forced** to have sexual intercourse, with one in ten students reporting this experience (Figure 5).
- ◆ Females were more likely than males to have had first sexual intercourse with a partner who was **three or more years older** (Figure 5).
- ◆ Black students were more likely than white students to have had discussions with their parents or other adults in their family about **expected sexual behavior**.
- ◆ Black students were more likely to have **ever had sex** than white and Hispanic students, and, of those who had, white students were more likely than black students to have **used birth control pills** to prevent pregnancy (Figure 6).
- ◆ Black students were four times as likely to report having **sexual intercourse before age 13** and nearly twice as likely **before age 16**.³ They were also more likely to have had **recent sex** and **four or more partners** in their lives (Figure 6).
- ◆ More black and Hispanic students than white students reported that they had been **pregnant** or gotten someone pregnant.

5



6




³ According to current Michigan law (MCL 720.520), adolescents cannot give consent to sex under the age of 16.

SEXUAL BEHAVIOR

Fact Sheet



SURVEY QUESTION 	MI	GENDER		GRADE				RACE/ETHNICITY		
	2009	M	F	9	10	11	12	Black [^]	Hispanic /Latino	White [^]
% of students whose parents or other adults in their family have ever talked with them about what they expected them to do or not to do when it comes to sex	71	68	74	70	73	72	69	79	71	70
% of students who had ever been taught about AIDS or HIV infection in school	89	87	91	88	89	92	88	86	83	90
% of students who had sexual intercourse	46	47	44	27	40	54	65	66	49	41
% of students who had sexual intercourse for the first time before age 16	31	33	29	27	36	34	28	51	36	27
% of students who had sexual intercourse for the first time before age 13	5	7	3	5	5	6	4	12	5	3
% of students who had sexual intercourse with four or more people during their lives	14	16	12	6	10	17	22	28	16	10
% of students who had sexual intercourse during the last 3 months	34	33	36	16	29	41	53	49	37	31
Of students who have ever had sexual intercourse, % not having sexual intercourse during the past 3 months	25	31	20	40	27	24	18	26	--	25
Of students who had sexual intercourse during the past 3 months, % who drank alcohol or used drugs before last sexual intercourse	25	29	21	28	19	23	28	19	--	26
Of students who had sexual intercourse during the past 3 months, % who used a condom during last sexual intercourse	61	68	55	63	63	62	60	69	--	59
Of students who had sexual intercourse during the past 3 months, % who used birth control pills during last sexual intercourse	21	23	21	13	14	20	30	9	--	26
% of students who had been pregnant or gotten someone pregnant one or more times	6	6	6	5	5	8	7	14	11	4
% of students who have ever been physically forced to have sexual intercourse when they did not want to	10	8	13	9	10	12	11	13	17	9
Of students who ever had sexual intercourse, % whose first partner was 3 or more years older	19	12	25	28	19	18	15	21	--	17

[^]Non-Hispanic