


# Michigan Education Trust 2004-2005 Annual Report for Contract Plans B & C





For additional copies, contact MET at:

1-800-MET-4-KID  
(1-800-638-4543)

(517) 335-4767

[www.SETwithMET.com](http://www.SETwithMET.com)



STATE OF MICHIGAN  
DEPARTMENT OF TREASURY  
LANSING

JENNIFER M. GRANHOLM  
GOVERNOR

ROBERT J. KLEINE  
STATE TREASURER

October 2006

Dear MET Participants:

We are pleased to present the Fiscal Year 2004-05 Annual Report for the Michigan Education Trust (MET) program. By law, an actuarial evaluation must be performed annually to determine MET's ability to pay future benefits. The actuarial report prepared by PricewaterhouseCoopers L.L.P. for contracts purchased from 1988 to 1990 (referred to in this Annual Report as Plan B and Plan C contracts) as of September 30, 2005, is available on-line at [www.met4kid.com](http://www.met4kid.com).

We are pleased to announce that the Deficit Reduction Act of 2005 was signed into law this year, giving parents who choose to save in a prepaid tuition plan an equal opportunity for federal financial aid eligibility when it is time to enroll their children in college. In the past, prepaid tuition plans were treated as a student resource which reduced the overall eligibility for financial aid by the total dollar amount saved. The newly signed legislation will recognize savings in prepaid tuition plans as an asset of the parent and only count approximately 6% of the assets into the financial aid eligibility calculation.

On behalf of the MET Board of Directors, we thank you for participating in the MET program and encouraging your beneficiaries to pursue postsecondary education. Please feel free to call the MET office with any questions or concerns you may have at (800) MET-4-KID (638-4543) or (517) 335-4767 in the greater Lansing area. You may also e-mail us at [TreasMET@michigan.gov](mailto:TreasMET@michigan.gov).

Sincerely,

Robert J. Kleine  
MET Chairman  
State Treasurer

Robin R. Lott-McMillan  
Executive Director  
Michigan Education Trust

## ***MET BOARD AND LEADERSHIP***

---

A nine-member Board of Directors administers the Michigan Education Trust (MET) program. Board members are responsible for policy development, investment initiatives, program development and implementations. The Governor, on advice and consent of the Senate, appoints MET Board members, who represent expertise in business, academics or finance. The State Treasurer, Jay B. Rising, serves as Chairperson. Robin Lott-McMillan, Executive Director, serves as liaison to the MET Board of Directors and administers MET operations.

### **MICHIGAN EDUCATION TRUST BOARD OF DIRECTORS**

---

MR. JAY B. RISING

State Treasurer  
MET Chair

MR. ROBERT A. BOWMAN

MET President  
President & CEO, MLB Advanced Media, L.P.

MR. THOMAS P. SULLIVAN

MET Vice President  
President, Cleary College

DR. MICHAEL RAO

President, Central Michigan University

MS. PAULA CUNNINGHAM

President, Lansing Community College

MR. LON SCHNEIDER

Superintendent, Manton School District

MRS. CYNTHIA N. FORD

Representing the General Public

MS. KATHLEEN SCHMALTZ

Freelance Television Broadcaster

MS. STEPHANIE M. EAGEN

Certified Public Accountant, Port Huron School District

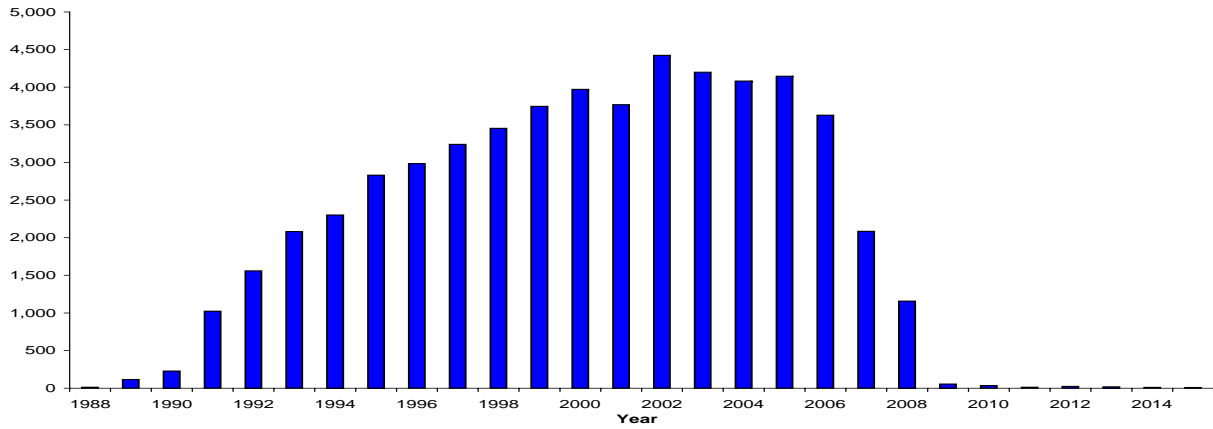
## ***THE MET PROGRAM***

---

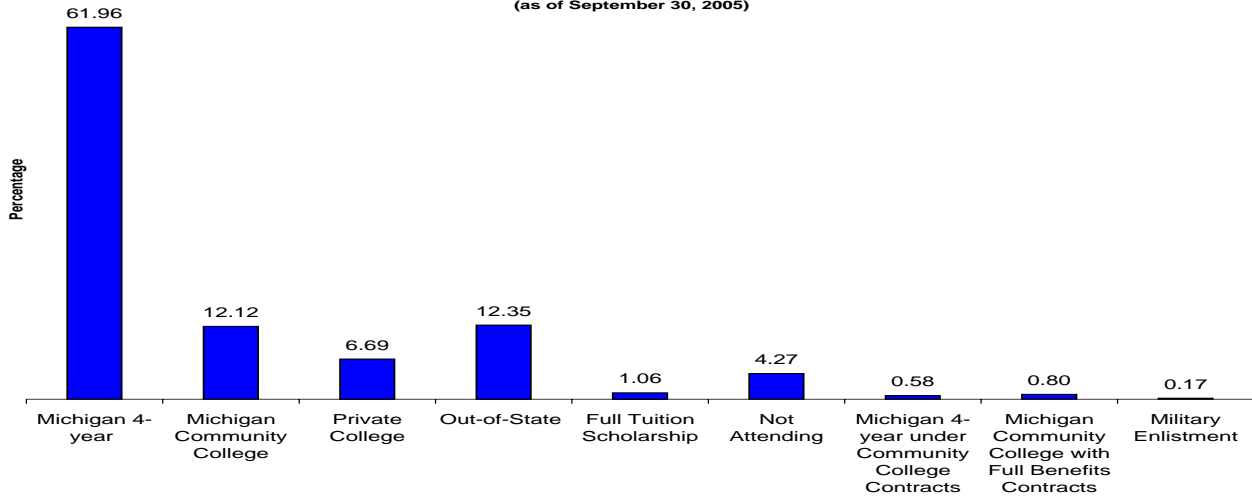
MET was established pursuant to Public Act 316 of 1986 as Michigan's guaranteed tuition program. MET is a "qualified tuition program" under Section 529 of the Internal Revenue Code which provides tax exemption for the trust and tax exemption of earnings for contract participants who use MET funds to pay for qualified higher education expenses.

MET allows parents, grandparents, businesses and others, to make contributions, at the current rate of tuition for a child to attend any Michigan public college in the future. Michigan is the first state in the nation to enact legislation for a prepaid tuition program. Today, all 50 states have established similar prepaid or college savings programs.

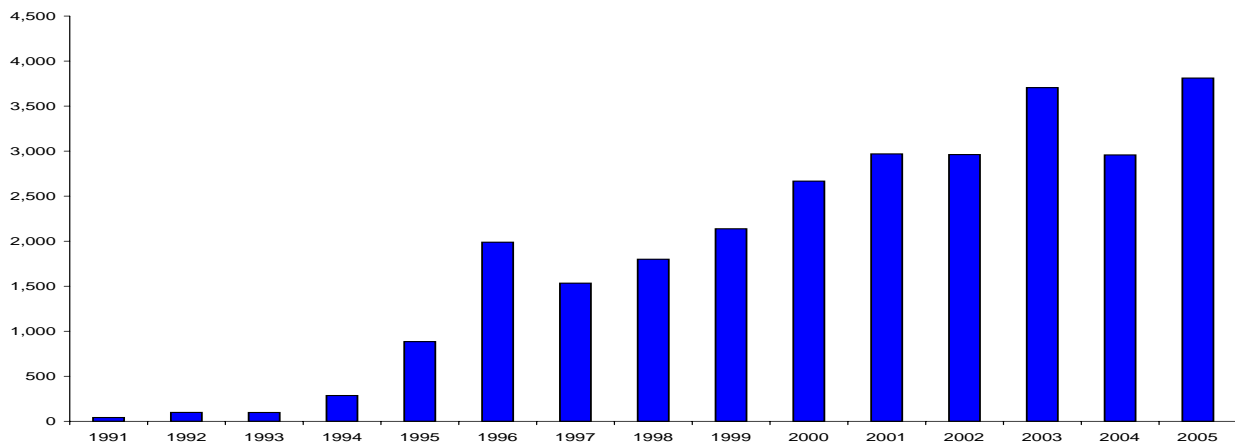
**Contracts by Academic Year**  
**Beneficiary is Expected to Attend College**  
 (as of September 30, 2005)



**Contracts in Payment Status**  
 (as of September 30, 2005)



**Contracts Paid in Full**  
 (as of September 30, 2005)



December 22, 2005

Mr. Jay B. Rising  
Chairman of the Board of Directors of the  
Michigan Education Trust  
Department of Treasury  
P. O. Box 30198  
Lansing, Michigan 48909

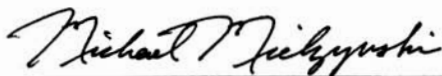
Dear Mr. Rising:

PricewaterhouseCoopers LLP (PwC) in conjunction with Richard M. Kaye & Associates has performed an actuarial valuation of Plans B and C (MET I) of the Michigan Education Trust ("MET I or "the Trust"), at the request of the Trust as of September 30, 2005. The valuation is based on data furnished by MET regarding the contracts submitted during the 1988, 1989 and 1990 enrollment periods and payments made under those contracts; unaudited financial data provided by MET; the actuarial basis described herein and the contract provisions in effect for the 1988, 1989 and 1990 enrollments.

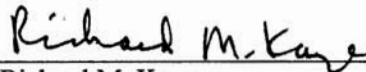
We have determined that as of September 30, 2005, based on the aforementioned data and assumptions, the market value of Plan B assets exceeded the actuarial present value of Plan B benefits by \$23,701,908 and the market value of the Plan C assets exceeded the actuarial value of Plan C benefits by \$2,770,445.

The valuation was performed based upon generally accepted actuarial principles, and tests were performed as considered necessary to ensure the accuracy of the results. We certify that the amounts presented in the accompanying report have been appropriately determined according to the actuarial assumptions stated herein.

Respectfully submitted,



Michael Mielzynski, FCAS, MAAA  
Manager  
PricewaterhouseCoopers LLP



Richard M. Kaye  
Fellow of the Society of Actuaries, CPA  
Richard M. Kaye & Associates



STATE OF MICHIGAN  
OFFICE OF THE AUDITOR GENERAL  
201 N. WASHINGTON SQUARE  
LANSING, MICHIGAN 48913  
(517) 334-8050  
FAX (517) 334-8079

THOMAS H. MCTAVISH, C.P.A.  
AUDITOR GENERAL

Independent Auditor's Report on  
the Financial Statements

Mr. Jay B. Rising, Chair  
Board of Directors  
and  
Ms. Robin R. McMillan, Executive Director  
Michigan Education Trust  
Richard H. Austin Building  
Lansing, Michigan

Dear Mr. Rising and Ms. McMillan:

We have audited the statement of net assets; the statement of revenues, expenses, and changes in net assets; and the statement of cash flows of the Michigan Education Trust Plans B and C, a component unit of the State of Michigan, as of and for the fiscal years ended September 30, 2005 and September 30, 2004. These financial statements are the responsibility of the Michigan Education Trust's management. Our responsibility is to express an opinion on these financial statements based on our audit.

We conducted our audit in accordance with auditing standards generally accepted in the United States of America and the standards applicable to financial audits contained in *Government Auditing Standards* issued by the Comptroller General of the United States. Those standards require that we plan and perform the audit to obtain reasonable assurance about whether the financial statements are free of material misstatement. An audit includes examining, on a test basis, evidence supporting the amounts and disclosures in the financial statements. An audit also includes assessing the accounting principles used and the significant estimates made by management, as well as evaluating the overall financial statement presentation. We believe that our audit provides a reasonable basis for our opinion.

As described in Note 1, the financial statements present only the Michigan Education Trust Plans B and C and do not purport to, and do not, present fairly the financial position of the State of Michigan or its component units as of September 30, 2005 and September 30, 2004 and the changes in financial position and cash flows thereof for the fiscal years then ended in conformity with accounting principles generally accepted in the United States of America.

In our opinion, the financial statements referred to in the first paragraph present fairly, in all material respects, the financial position of the Michigan Education Trust Plans B and C as of September 30, 2005 and September 30, 2004 and the changes in financial position and cash flows for the fiscal years then ended in conformity with accounting principles generally accepted in the United States of America.

In accordance with *Government Auditing Standards*, we have also issued our report dated December 22, 2005 on our consideration of the Michigan Education Trust's internal control over financial reporting and on our tests of its compliance with certain provisions of laws, regulations, contracts, and grant agreements and other matters. The purpose of that report is to describe the scope of our testing of internal control over financial reporting and compliance and the results of that testing and not to provide an opinion on the internal control over financial reporting or on compliance. That report is an integral part of an audit performed in accordance with *Government Auditing Standards* and should be considered in assessing the results of our audit.

The management's discussion and analysis is not a required part of the basic financial statements but is supplementary information required by the Governmental Accounting Standards Board. We have applied certain limited procedures, which consisted principally of inquiries of management regarding the methods of measurement and presentation of the required supplementary information. However, we did not audit the information and express no opinion on it.

Sincerely,

A handwritten signature in black ink that reads "Thomas H. McTavish".

Thomas H. McTavish  
Auditor General  
December 22, 2005

# **MANAGEMENT'S DISCUSSION AND ANALYSIS**

This is a discussion and analysis of the financial performance of the Michigan Education Trust (MET) Plans B and C for the fiscal years ended September 30, 2005 and September 30, 2004. MET is an Internal Revenue Code Section 529 prepaid tuition program and is a component unit of the State of Michigan, administratively located within the Department of Treasury. MET's management is responsible for the financial statements, notes to the financial statements, and this discussion.

## **Using the Financial Report**

This financial report includes the report of independent auditors, management's discussion and analysis, the basic financial statements, and notes to the financial statements.

The financial statements are interrelated and represent the financial status of MET.

The statement of net assets includes the assets, liabilities, and net assets at the end of the fiscal year.

The statement of revenues, expenses, and changes in net assets presents the revenues earned and expenses incurred during the fiscal year.

The statement of cash flows presents information related to cash inflows and outflows summarized by operating and investing activities.

## **Analysis of Financial Activities**

The MET Board of Directors approves an annual budget and the investment portfolio allocation. The Bureau of Investments, Department of Treasury, under the direction of MET management, is responsible for short-term and long-term investment of MET funds. The MET portfolio for Plans B and C is invested 100% in fixed income investments.

MET funds are invested to coincide with the students' expected years of high school graduation. Once students activate their contracts, colleges and universities submit invoices to MET every semester for tuition and mandatory fees. Students have nine years from the expected year of high school graduation to completely use MET contract benefits.

Annually, the actuary determines the actuarial soundness of each MET plan. Key factors used in the soundness analysis are: tuition increases (short-term and long-term), investment performance, and college selection by students and purchasers.

## **Comparison of Current Year and Prior Year Results**

	<b>Condensed Financial Information From the Statement of Net Assets</b>		
	<b>As of September 30</b>		
	<b>(In Thousands)</b>		
	<b>2005</b>	<b>2004</b>	<b>2003</b>
Current assets	\$ 55,516	\$ 139,677	\$ 76,373
Noncurrent assets	520,574	501,337	612,236
Total Assets	\$ 576,089	\$ 641,014	\$ 688,609
Current liabilities	\$ 80,008	\$ 82,008	\$ 69,008
Noncurrent liabilities	469,609	518,231	574,305
Total Liabilities	\$ 549,617	\$ 600,239	\$ 643,314
Net Assets - Restricted	\$ 26,472	\$ 40,775	\$ 45,295
Total Net Assets	\$ 26,472	\$ 40,775	\$ 45,295

The overall financial position of MET Plans B and C for the fiscal years ended September 30, 2005 and September 30, 2004 is positive and shows net assets of \$26.5 million and \$40.8 million, respectively. The net assets decreased by \$14.3 million in fiscal year 2004-05 and by \$4.5 million in fiscal year 2003-04 primarily because the asset performance was lower than expected. The

lower performance of assets was somewhat offset by lower-than-expected increases in tuition and fees and longer-than-expected delays by beneficiaries in the use of their contracts.

**Current assets** decreased by \$84.2 million in fiscal year 2004-05 primarily because of the decrease in cash and cash equivalents. Cash and cash equivalents include short-term investments. This line item decreased as of September 30, 2005 because the proceeds were reinvested in the long-term portfolio. Current assets increased by \$63.3 million in fiscal year 2003-04 primarily because of the increase in cash and cash equivalents. This line item increased as of September 30, 2004 because some investments matured and the proceeds were not immediately reinvested in the long-term portfolio because of market volatility.

**Noncurrent assets** increased by \$19.2 million in fiscal year 2004-05 and decreased by \$110.9 million in fiscal year 2003-04. The increase in fiscal year 2004-05 resulted primarily from reinvestments of short-term proceeds into the long-term portfolio. The decrease in fiscal year 2003-04 resulted from the liquidation of long-term investments to make increased tuition benefit payments in fiscal year 2003-04.

**Total liabilities** decreased by \$50.6 million overall in fiscal year 2004-05 and by \$43.1 million in fiscal year 2003-04. The decreases resulted from increased tuition benefit payments. The tuition benefits payable decrease reflects the changes in the actuarial present value of the future tuition obligation. Changes in the present value of the future tuition benefit obligation include the changes in the present value discount because of the passage of time, differences between actual experience and the actuarial assumptions utilized, and any changes in actuarial assumptions.

**Condensed Financial Information**  
**From the Statement of Revenues, Expenses, and Changes in Net Assets**  
Fiscal Year Ended September 30  
(In Thousands)

	2005	2004	2003
Operating Revenues			
Interest and dividend income	\$ 22,542	\$ 24,932	\$ 30,687
Net realized and unrealized appreciation (depreciation) in the fair value of investments	(11,070)	(1,339)	(1,030)
Other miscellaneous income	44	40	48
Total Operating Revenues	<u>\$ 11,516</u>	<u>\$ 23,633</u>	<u>\$ 29,706</u>
Operating Expenses			
Salaries and other administrative expenses	\$ 1,162	\$ 1,162	\$ 1,267
Tuition benefit expenses	24,657	26,991	66,725
Total Operating Expenses	<u>\$ 25,819</u>	<u>\$ 28,153</u>	<u>\$ 67,991</u>
Operating Income (Loss)	<u>\$ (14,303)</u>	<u>\$ (4,520)</u>	<u>\$ (38,286)</u>
Nonoperating Revenues (Expenses)	\$ 0	\$ 0	\$ 0
Transfers	<u>\$ 0</u>	<u>\$ 0</u>	<u>\$ 0</u>
Increase (Decrease) in Net Assets	\$ (14,303)	\$ (4,520)	\$ (38,286)
Net assets - Beginning of fiscal year	<u>40,775</u>	<u>45,295</u>	<u>83,581</u>
Net assets - End of fiscal year	<u><u>\$ 26,472</u></u>	<u><u>\$ 40,775</u></u>	<u><u>\$ 45,295</u></u>

**Interest and dividend income** decreased by \$2.4 million in fiscal year 2004-05 and by \$5.8 million in fiscal year 2003-04. The decreases were attributed to lower average yields of investments.

**Net realized and unrealized appreciation (depreciation) in the fair value of investments** decreased by \$9.7 million in fiscal year 2004-05 and by \$309,000 in fiscal year 2003-04 because of a decrease in investment market values.

**Salaries and other administrative expenses** remained the same in fiscal year 2004-05 as compared to fiscal year 2003-04. This line item decreased by \$105,000 in fiscal year 2003-04 because of an overall decrease in the cost of marketing, printing, and postage.

**Tuition benefit expenses** decreased by \$2.3 million in fiscal year 2004-05 and by \$39.7 million in fiscal year 2003-04. The decrease in both fiscal years resulted from the change in the present value of the future tuition benefit obligation.

**Condensed Financial Information  
From the Statement of Cash Flows**  
Fiscal Year Ended September 30  
(In Thousands)

	2005	2004	2003
Cash provided (used) by:			
Operating activities	\$ (54,410)	\$ (44,345)	\$ (33,492)
Investing activities	(30,307)	109,560	67,721
Net cash provided (used) - All activities	<u>\$ (84,716)</u>	<u>\$ 65,215</u>	<u>\$ 34,229</u>
Cash and cash equivalents - Beginning of fiscal year	131,681	66,466	32,237
Cash and cash equivalents - End of fiscal year	<u><u>\$ 46,965</u></u>	<u><u>\$ 131,681</u></u>	<u><u>\$ 66,466</u></u>

The **cash used by operating activities** increased by \$10.1 million in fiscal year 2004-05 and by \$10.9 million in fiscal year 2003-04. The increases were primarily the result of the increase in tuition contract payments to colleges and refund designees.

The **cash used by investing activities** increased by \$139.9 million in fiscal year 2004-05 and the cash provided by investing activities increased by \$41.8 million in fiscal year 2003-04. The increase in cash used in fiscal year 2004-05 was because of the reinvestment of short-term proceeds into the long-term portfolio. The increase in cash provided in fiscal year 2003-04 resulted when some investments matured and the proceeds were not immediately reinvested in the long-term portfolio because of market volatility. Overall, the **cash and cash equivalents at the end of the fiscal year** decreased by \$84.7 million in fiscal year 2004-05 and increased by \$65.2 million in fiscal year 2003-04.

**Factors Impacting Future Periods**

It is expected that Michigan public universities will adopt higher tuition increases next year if State appropriated funds decrease.

Based on current experience of students using MET benefits to attend Michigan public colleges and universities, it is expected that MET Plans B and C will reach the peak college enrollment period for beneficiaries during 2005 and 2006. During this time, approximately 22,000 students will be eligible to begin using MET contracts to attend college along with 12,716 students already using MET contracts. After 2006, the number of students expected to enroll in college will dramatically decrease because new contracts have not been offered under MET Plans B and C since 1990.

MICHIGAN EDUCATION TRUST PLANS B AND C

Statement of Net Assets

As of September 30

	<u>2005</u>	<u>2004</u>
<b>ASSETS</b>		
Current Assets:		
Cash and cash equivalents (Note 3)	\$ 46,964,574	\$ 131,681,090
Amounts due from MET Program (Plan D)	1,281,486	1,045,404
Amounts due from primary government	1,501,270	1,354,504
Interest and dividends receivable	5,768,362	5,596,376
Total Current Assets	<u>\$ 55,515,692</u>	<u>\$ 139,677,373</u>
Noncurrent Assets:		
Investments (Note 3)	520,573,581	501,336,958
Total Assets	<u>\$ 576,089,273</u>	<u>\$ 641,014,331</u>
<b>LIABILITIES</b>		
Current Liabilities:		
Tuition benefits payable (Note 4)	\$ 80,000,000	\$ 82,000,000
Undistributed charitable tuition	4,784	4,784
Compensated absences	3,517	3,517
Total Current Liabilities	<u>\$ 80,008,301</u>	<u>\$ 82,008,301</u>
Noncurrent Liabilities:		
Tuition benefits payable (Note 4)	469,515,356	518,152,912
Compensated absences	93,263	77,929
Total Liabilities	<u>\$ 549,616,920</u>	<u>\$ 600,239,142</u>
<b>NET ASSETS</b>		
Net Assets - Restricted	<u>\$ 26,472,353</u>	<u>\$ 40,775,189</u>
Total Net Assets	<u><u>\$ 26,472,353</u></u>	<u><u>\$ 40,775,189</u></u>

The accompanying notes are an integral part of the financial statements.

MICHIGAN EDUCATION TRUST PLANS B AND C  
Statement of Revenues, Expenses, and Changes in Net Assets  
Fiscal Year Ended September 30

	<u>2005</u>	<u>2004</u>
<b>OPERATING REVENUES</b>		
Interest and dividend income	\$ 22,542,248	\$ 24,931,735
Net realized and unrealized appreciation (depreciation) in the fair value of investments	(11,069,988)	(1,339,148)
Other miscellaneous income	44,235	40,383
Total Operating Revenues	<u>\$ 11,516,495</u>	<u>\$ 23,632,970</u>
<b>OPERATING EXPENSES</b>		
Salaries and other administrative expenses	\$ 1,161,885	\$ 1,162,274
Tuition benefit expenses	24,657,447	26,990,922
Total Operating Expenses	<u>\$ 25,819,332</u>	<u>\$ 28,153,196</u>
Operating Income (Loss)	<u>\$ (14,302,836)</u>	<u>\$ (4,520,226)</u>
Nonoperating Revenues (Expenses)	<u>\$ 0</u>	<u>\$ 0</u>
Transfers	<u>\$ 0</u>	<u>\$ 0</u>
Increase (Decrease) in Net Assets	\$ (14,302,836)	\$ (4,520,226)
Net assets - Beginning of fiscal year	<u>40,775,189</u>	<u>45,295,415</u>
Net assets - End of fiscal year	<u><u>\$ 26,472,353</u></u>	<u><u>\$ 40,775,189</u></u>

The accompanying notes are an integral part of the financial statements.

MICHIGAN EDUCATION TRUST PLANS B AND C

Statement of Cash Flows

Fiscal Year Ended September 30

	2005	2004
<b>CASH FLOWS FROM OPERATING ACTIVITIES</b>		
Interest and dividends received	\$ 22,370,262	\$ 27,522,236
Contract payments	(75,295,003)	(70,089,010)
Administrative and other expenses paid	(1,529,400)	(1,818,453)
Application and other fees collected	44,235	40,387
Net cash provided (used) by operating activities	\$ (54,409,905)	\$ (44,344,839)
<b>CASH FLOWS FROM INVESTING ACTIVITIES</b>		
Purchase of investment securities	\$ (200,778,377)	\$ (163,505,731)
Proceeds from sale and maturities of investment securities	170,471,766	273,065,865
Net cash provided (used) by investing activities	\$ (30,306,611)	\$ 109,560,134
Net cash provided (used) - All activities	\$ (84,716,517)	\$ 65,215,295
Cash and cash equivalents - Beginning of fiscal year	131,681,090	66,465,795
Cash and cash equivalents - End of fiscal year	\$ 46,964,574	\$ 131,681,090
<b>RECONCILIATION OF OPERATING INCOME (LOSS) TO NET CASH PROVIDED (USED) BY OPERATING ACTIVITIES</b>		
Operating income (loss)	\$ (14,302,836)	\$ (4,520,226)
Adjustments to reconcile operating income (loss) to net cash provided (used) by operating activities:		
Unrealized and realized (gains) losses	11,069,988	1,339,148
Changes in assets and liabilities:		
Amounts due from primary government	(146,766)	(208,783)
Interest and dividends receivable	(171,987)	2,590,448
Amounts due from MET Program (Plan D)	(236,082)	(470,929)
Compensated absences	15,334	23,533
Tuition benefits payable	(50,637,556)	(43,098,030)
Net cash provided (used) by operating activities	\$ (54,409,905)	\$ (44,344,839)

The accompanying notes are an integral part of the financial statements.

# NOTES TO THE FINANCIAL STATEMENTS

---

## Note 1 Basis of Presentation and Reporting Entity

### a. Basis of Presentation

The financial statements of the Michigan Education Trust (MET) Plans B and C have been prepared in accordance with generally accepted accounting principles applicable to governments.

### b. Reporting Entity

MET was created under Act 316, P.A. 1986 (Sections 390.1421 - 390.1444 of the *Michigan Compiled Laws*), to operate a prepaid college tuition program. MET is governed by a 9-member Board of Directors that consists of 1 ex-officio member (the State Treasurer, acting as chairperson) and 8 public members who are appointed by the Governor with the advice and consent of the Senate. MET is administratively located within the Department of Treasury. The State Treasurer, as MET's agent, may not commingle funds and must maintain a separate bank account for MET. MET is a proprietary component unit of the State of Michigan and is reported as such in the *State of Michigan Comprehensive Annual Financial Report*. The accompanying financial statements present only MET Plans B and C. Accordingly, they do not purport to, and do not, present fairly the financial position and changes in financial position and cash flows of the State of Michigan or its component units in conformity with generally accepted accounting principles applicable to governments.

Act 316, P.A. 1986, empowers MET, on behalf of itself and the State of Michigan, to enter into a contract with a purchaser which provides that, in return for a specified actuarial determined payment, MET will provide a Michigan child's undergraduate tuition at any Michigan public university or community college. The purchase amount is based on several factors, including tuition costs, anticipated investment earnings, anticipated tuition rate increases, and the type of contract purchased. MET offers a full benefits contract, a limited benefits contract, and a community college contract. MET's property, income, and operations have been statutorily exempted from all taxation by the State and its political subdivisions. The Act and the contracts specifically provide that the State is not liable if MET becomes actuarially unsound. In that event, the contracts provide for refunds to participants.

As of September 30, 2005, there have been 12 enrollment periods for MET. The 1988, 1989, and 1990 enrollments are known as Plans B and C. The 1995, 1997, 1998, 1999, 2000, 2002, 2003, 2004, and 2005 enrollments are known as Plan D. The Plan D enrollments are accounted for and reported separately from the Plans B and C enrollments. This report covers Plans B and C enrollments. A separate financial report and actuarial valuation of the Plan D enrollments are available from the MET office at P.O. Box 30198, Lansing, Michigan 48909.

## Note 2 Summary of Significant Accounting Policies

### a. Measurement Focus and Basis of Accounting

The financial statements contained in this report are prepared using the economic resources measurement focus and the accrual basis of accounting as provided by generally accepted accounting principles applicable to governments. Under the accrual basis of accounting, revenues are recorded when earned and expenses are recorded when a liability is incurred, regardless of the timing of cash flows. Tuition benefit expenses represent accretion of the tuition benefits obligation (see Note 4).

As allowed by Governmental Accounting Standards Board (GASB) Statement No. 20, *Accounting and Financial Reporting for Proprietary Funds and Other Governmental Entities That Use Proprietary Fund Accounting*, MET follows all GASB pronouncements and those Financial Accounting Standards Board (FASB) Statements and Interpretations, Accounting Principles Board (APB) Opinions, and Accounting Research Bulletins of the Committee on Accounting Procedures that were issued on or before November 30, 1989, except those that conflict with a GASB pronouncement.

### b. Assets, Liabilities, and Net Assets

Cash and Cash Equivalents: Cash and cash equivalents reported on the statement of net assets include deposits with financial institutions and short-term investments with original maturities of less than three months used for cash management rather than investing activities.

Cash and Investments: MET's deposits and investments are held in a fiduciary capacity by the State Treasurer. Act 316, P.A. 1986, authorizes the MET Board of Directors to invest MET's assets in any instrument, obligation, security, or property that it considers to be appropriate. The Act also authorizes the pooling of MET's assets with assets of the State, such as the pension funds, for investment purposes.

Investments are carried at market value (see Note 3).

Act 316, P.A. 1986, requires all deposits of MET to be secured by obligations of the United States or of the State. The market value of these obligations must at all times be equal to or greater than the amount of the deposits of MET, and all banks and trust companies are authorized to give such security for such deposits.

Liabilities: The actuarial present value of the future tuition obligation is recorded as a current and noncurrent liability of MET (see Note 4).

Net Assets: MET's net assets represent the investment appreciation and the investment revenue in excess of the actuarial present value of the future tuition obligation and expenses (see Note 4). Net assets are restricted because of the contractual obligations that MET must adhere to on behalf of the purchasers and beneficiaries for which prepaid tuition was collected and invested. The enabling legislation for MET is Act 316, P.A. 1986. Section 17 of the Act indicates:

The assets of the trust shall be preserved, invested, and expended solely pursuant to and for the purposes set forth in this act and shall not be loaned or otherwise transferred or used by the state for any purpose other than the purposes of this act.

Note 3 Deposits and Investments

a. General Information

During the fiscal year ended September 30, 2005, MET adopted GASB Statement No. 40, *Deposit and Investment Risk Disclosures*, which requires certain disclosures regarding policies and practices with respect to the risks associated with them. The interest rate risk, the credit risk, the custodial credit risk, the concentration of credit risk, and the foreign currency risk are discussed in the following paragraphs. The September 30, 2004 disclosure continues to be presented under GASB Statement No. 3, *Deposits with Financial Institutions, Investments (including Repurchase Agreements), and Reverse Repurchase Agreements*.

b. Deposits - Fiscal Year 2004-05

(1) Custodial Credit Risk

Custodial credit risk for deposits is the risk that, in the event of the failure of a depository financial institution, MET will not be able to recover deposits or will not be able to recover collateral securities that are in the possession of an outside party.

At the end of fiscal year 2004-05, the carrying amount of MET's deposits for Plans B and C was \$2,788,025. The deposits were reflected in the accounts of the banks at \$2,788,025. The September 30, 2005 balances were covered by federal depository insurance or collateral held with MET's agent in MET's name and, therefore, are not exposed to custodial credit risk.

(2) Foreign Currency Risk

Foreign currency risk for deposits is the risk that changes in exchange rates will adversely affect the fair value of a deposit. As of September 30, 2005, MET had no foreign deposits.

c. Investments - Fiscal Year 2004-05

(1) Interest Rate Risk

Interest rate risk is the risk that changes in interest rates will adversely affect the fair value of an investment. MET does not have a policy to restrict interest rate risk for long-term investments.

The following table shows the fair values of investments for Plans B and C by investment type and in total (in millions) at September 30, 2005:

	Market Value	Investment Maturities			
		Less Than 1 Year	1 to 5 Years	6 to 10 Years	More than 10 Years
<b>Investments:</b>					
Commercial paper	\$ 44.2	\$ 44.2	\$	\$	\$
U.S. Treasury bonds	4.9			4.9	
U.S. agencies - sponsored	307.1	39.9	135.0	70.8	61.4
Corporate bonds and notes	208.6	14.8	108.5	85.3	
<b>Total Investments</b>	<b>\$ 564.8</b>	<b>\$ 98.8</b>	<b>\$ 243.5</b>	<b>\$ 161.0</b>	<b>\$ 61.4</b>
<b>Less Investments Reported as</b>					
Cash on Statement of Net Assets	(44.2)				
<b>Total Investments</b>	<b>\$ 520.6</b>				
<b>As Reported on the Statement of Net Assets</b>					
Noncurrent restricted investments	\$ 520.6				
<b>Total Investments</b>	<b>\$ 520.6</b>				

(2) Credit Risk

Credit risk is the risk that an issuer or other counterparty to an investment will not fulfill its obligations. MET limits investments in commercial paper, at the time of purchase, to the top two ratings issued by two nationally recognized statistical rating organizations: ratings of A-1 and A-2 from Standard & Poor's and ratings of P-1 and P-2 from Moody's Investors Service. MET's policy also limits investments in corporate bonds and mutual bond funds, at the time of purchase, to the top four ratings of the two rating organizations: AAA, AA, A, and BBB from Standard & Poor's and Aaa, Aa, A, and

Baa from Moody's Investors Service. As of September 30, 2005, the market value and credit quality ratings of investments are as follows:

Investment	Market Value	Credit Quality Rating	
		Standard & Poor's	Moody's Investors Service
CSX Transportation	\$ 7,287,632	A	A1
First Chicago Corp.	7,963,581	A	A1
Caterpillar Financial Services	5,152,849	A	A2
McDonalds Corp.	5,107,876	A	A2
American Honda Financial Corp.	4,888,850	A+	A1
Associates Corp.	5,323,255	A+	Aa2
Cargill Inc.	8,370,197	A+	A2
Dayton Hudson Corp.	5,508,150	A+	A2
Norfolk Southern	4,908,304	A+	Aa3
Home Depot	8,723,295	AA	Aa3
Gillette Company	5,852,421	AA-	Aa3
General Electric Corp.	34,583,320	AAA	Aaa
Seariver Maritime	48,323,750	AAA	Aaa
Ralston Purina Co.	11,505,745	AAA	WR
General Motors Acceptance Corp.	27,413,732	BB	Ba1
Burlington Northern	11,923,176	BBB+	A3
Knight Ridder Inc.	5,751,540	BBB+	A3
Federal Farm Credit Banks	92,591,726	AAA	Aaa
Federal Home Loan Banks	205,127,493	AAA	Aaa
Israel Trust	7,857,796	AAA	NA
First Military Housing Certificates of Accrual on Treasury Securities	1,534,537  4,874,355	Not rated  Backed	Not rated  Backed
<b>Total Market Value</b>	<b>\$ 520,573,581</b>		

(3) Custodial Credit Risk

Custodial credit risk for investments is the risk that in the event of failure of the counterparty to a transaction, MET will not be able to recover the value of its investment or collateral securities that are in the possession of an outside party. MET does not have an investment policy for custodial credit risk.

(4) Concentration of Credit Risk

Concentration of credit risk is the risk of loss attributed to the magnitude of MET's investments with a single issuer. MET does not have a policy to limit concentration of credit risk. At September 30, 2005, MET had the following investments that represent 5% or more of total investments:

Investment	Market Value	Credit Quality Rating	
		Standard & Poor's	Moody's Investor Services
General Electric Capital	\$34,583,320	AAA	Aaa
Seariver Maritime	\$48,323,750	AAA	Aaa
General Motors Acceptance Corp.	\$27,413,732	BB	Ba1

(5) Foreign Currency Risk

Foreign currency risk for investments is the risk that changes in exchange rates will adversely affect the fair value of an investment. As of September 30, 2005, MET had no foreign investments.

d. Deposits and Investments - Fiscal Year 2003-04

The following is a summary of deposits and investments at September 30, 2004:

(1) Deposits:

At the end of fiscal year 2003-04, the carrying amount of MET's deposits for Plans B and C was \$2,334,964. The deposits were reflected in the accounts of the banks at \$2,334,964. The September 30, 2004 balances were covered by federal depository insurance or collateral held with MET's agent in MET's name and, accordingly, classified in GASB credit risk category 1.

(2) Investments

The following table shows the carrying amounts and market values of investments for Plans B and C by investment type and in total (in millions) at September 30, 2004:

Investments	GASB Credit Risk Category			Not Categorized	Total	Market
	1	2	3		Carrying Value	Value
Commercial paper	\$ 129.3	\$	\$	\$	\$ 129.3	\$ 129.3
Government securities	234.5				234.5	234.5
Corporate bonds and notes	266.8				266.8	266.8
<b>Total Investments</b>	<b>\$ 630.7</b>	<b>\$ 0.0</b>	<b>\$ 0.0</b>	<b>\$ 0.0</b>	630.7	<b>\$ 630.7</b>
Less Investments Reported as Cash and Cash Equivalents on Statement of Net Assets					129.3	
Total Investments Per Statement of Net Assets					<b>\$ 501.3</b>	
<u>As Reported on the Statement of Net Assets</u>						
Cash and cash equivalents (net of deposits, see Note 3d(1))					\$ 129.3	
Noncurrent investments					501.3	
Total Investments					<b>\$ 630.7</b>	

Note 4 Tuition Benefits Payable

The standardized measurement of the total benefits obligation of MET is the actuarial present value of the future tuition obligation. This valuation method reflects the present value of estimated tuition benefits that will be paid in future years and is adjusted for the effects of projected tuition increases and termination of MET contracts. The following table shows the total tuition benefits obligations of MET as of September 30:

	2005	2004
Market value of total assets	\$ 575,987,709	\$ 640,928,101
Actuarial present value of future benefits payable and expenses	\$ 549,515,356	\$ 600,152,912
Net assets in excess of tuition benefits obligation	\$ 26,472,353	\$ 40,775,189
Net assets as a percentage of tuition benefits obligation	105%	107%

The most important assumptions used in the actuarial valuations include the following:

- (1) The discount rate applied to expected future cash flows to determine present value was 5.00%. This discount rate approximates the expected investment yield over the lifetime of the present tuition benefit contracts.
- (2) For fiscal year 2004-05, the projected tuition increase was 7.00% compounded annually for five years and 7.30% for the balance of the period. The MET Board of Directors continued with a two-tier formula for adjusting the tuition increase assumption. The short-term increase assumption of 7.00% (five years through 2011) was based on an extrapolation of recent experience. The Board also considered the relationship of tuition increases to the consumer price index in determining the long-term tuition increase assumption of 7.30%. The assumptions were unchanged from the fiscal year 2003-04 assumptions.

- (3) There was no tax effect from federal income tax.
- (4) MET will pay 110% of the MET weighted average tuition in benefits and refunds.

Presented below are the key assumptions used in the actuarial valuations for Plans B and C:

	Fiscal Years				
	2004-05	2003-04	2002-03	2001-02	2000-01
Tuition increase	7.00%	7.00%	7.00%	5.84%	5.71%
Tuition increase - long-term	7.30%	7.30%	7.30%	7.30%	7.30%
Present value discount rate	5.00%	5.00%	5.00%	5.27%	6.20%

The following summarizes the tuition benefits payable as of and for the fiscal years ended September 30, 2005 and September 30, 2004:

Balance at October 1, 2003	\$ 643,250,942
Expense provision	26,990,922
Payments	(70,088,952)
Balance at September 30, 2004	\$ 600,152,912
Expense provision	24,657,447
Payments	(75,295,003)
Balance at September 30, 2005	\$ 549,515,356

The amounts due within one year for tuition benefits payable for the fiscal years ended September 30, 2005 and September 30, 2004 are \$80,000,000 and \$82,000,000, respectively. The actuarial assumptions described in this note have a significant impact on the tuition benefits liability. Actual results may differ from the assumptions utilized.

Note 5 Tax Status

On November 8, 1994, the U.S. Court of Appeals for the Sixth Circuit ruled that MET is an integral part of the State of Michigan; thus, the investment income realized by MET is not currently subject to federal income tax.

Distributions made in excess of contributions (whether to the refund designee or the beneficiary or to a college on behalf of the beneficiary) are taxable income to the refund designee or the beneficiary. After January 1, 2002, these excess distributions are no longer subject to federal income tax if used for qualified higher education expenses. The federal tax exemption is scheduled to expire in 2010.

On August 20, 1996, the Small Business Job Protection Act of 1996 (known as the "1996 Tax Act") was signed into law. The 1996 Tax Act included a provision adding a new section to the Internal Revenue Code of 1986 defining "qualified tuition programs." A qualified tuition program is generally exempt from income tax but is subject to unrelated business income tax. MET has no unrelated business income.

In May 1997, MET submitted a request for ruling to the Internal Revenue Service (IRS) for verification that MET is in compliance with the 1996 Tax Act. On December 23, 1997, the IRS issued a favorable ruling, which confirms that MET meets the requirements for exemption from federal income tax as a qualified state tuition program described in Section 529 of the Internal Revenue Code.

Note 6 Risk Management

MET participates in the State of Michigan's (primary government) risk management program. The State is self-insured for most general liability and property losses; portions of its employee insurance benefit and bonding programs; and automobile liability, workers' compensation, and unemployment claims. The State Sponsored Group Insurance Fund and Risk Management Fund (internal service funds) have been established by the State to account for these self-insured risk management programs. As a participant, MET recognizes expenses for payments made to the State in a manner similar to purchasing commercial insurance. Charges to finance the self-insured programs are based on estimates of amounts needed to pay prior and current year claims as determined annually by the Department of Management and Budget.

Note 7 Pension Plans

MET employees are State classified employees and are covered by the State Employees' Retirement System plans. Detail and data regarding the plan descriptions, accounting policies, vesting and eligibility requirements, actuarial cost methods and assumptions, funding status and requirements, and 10-year historical trend information are provided in the *State of Michigan Comprehensive Annual Financial Report* and the plans' detailed financial reports, issued by the Office of Retirement Services, Department of Management and Budget.

## ***TESTIMONIALS***

---

“MET has been beneficial in many different ways. Most importantly, it is comforting to know my tuition is set. I can focus my energy on my studies and the plans I have to own my own business.”

Anna Packard, Beneficiary  
Cleary University

“Both of our students attended a Michigan public university and tuition was worry free.”

Joe and Dona Kyle  
Goodrich, MI

“This is my second child using MET and it is by far the best investment I have ever made ... working with people who are truly interested in making it work.”

Patrick C. Alguire, MD  
Doyleston, PA  
(former Michigan Resident)



Contract Number(s)
--------------------

## Michigan Education Trust Change of Address

It is important that we have correct addresses and phone numbers. Please notify us when a **permanent address** change is made. This will enable us to mail the appropriate individual important program information such as tax information used for income tax purposes. The MET contract is a legal document therefore, any changes to the contract must be made in writing to the MET office and mailed (or faxed) to the address listed below. Either the Purchaser, Beneficiary or Appointee must sign this form. If change of address applies to more than one Beneficiary (student), please copy this form and submit a separate form for each Beneficiary (student).

<b>This change of address applies to (check all that apply):</b>	
<input type="checkbox"/> Purchaser	<input type="checkbox"/> Beneficiary (student) <input type="checkbox"/> Appointee
Name	E-mail Address
New Address	Daytime Telephone (     )
City, State, ZIP Code	

The Purchaser's signature is required to change Purchaser address. Purchaser may also sign to change address for an Appointee and a Beneficiary under 18 years of age.	
<b>Purchaser Signature</b>	Date

The Beneficiary must be 18 years of age and can only change his/her address.	
<b>Beneficiary Signature</b>	Date

The Appointee's signature is required to change Appointee's address. Appointee may also sign to change address for a Beneficiary under 18 years of age.	
<b>Appointee Signature</b>	Date

**MAIL TO:**  
Michigan Education Trust  
P.O. Box 30198  
Lansing, Michigan 48909

Fax:  
(517) 373-6967



THIS PAGE INTENTIONALLY LEFT BLANK

# THE MET STAFF

Robin R. Lott-McMillan  
Executive Director

Joseph Asghodom  
Finance Manager

Brenda Rustem  
Office Manager

Jennifer Wallace  
Outreach Manager

Dalynne M. Preston  
Financial Analyst

Diane Brewer  
Policy Analyst

Jchon Patton  
Accountant

Sharon Gleason  
Processing Supervisor

Amber Loomis  
Accounting Assistant

Donald Fews  
Communications Assistant

Linda Giles-Gordon  
Executive Secretary

Denise Van Vleet  
Secretary

Deborah Sumner  
Secretary



P.O. Box 30198  
Lansing, MI 48909

Telephone: (517) 335-4767  
Toll-free 1-800-MET-4-KID  
Fax (517) 373-6967  
[www.SETwithMET.com](http://www.SETwithMET.com)

PRESORTED  
STANDARD MAIL  
U.S. POSTAGE  
**PAID**  
LANSING, MI  
PERMIT NO. 1200