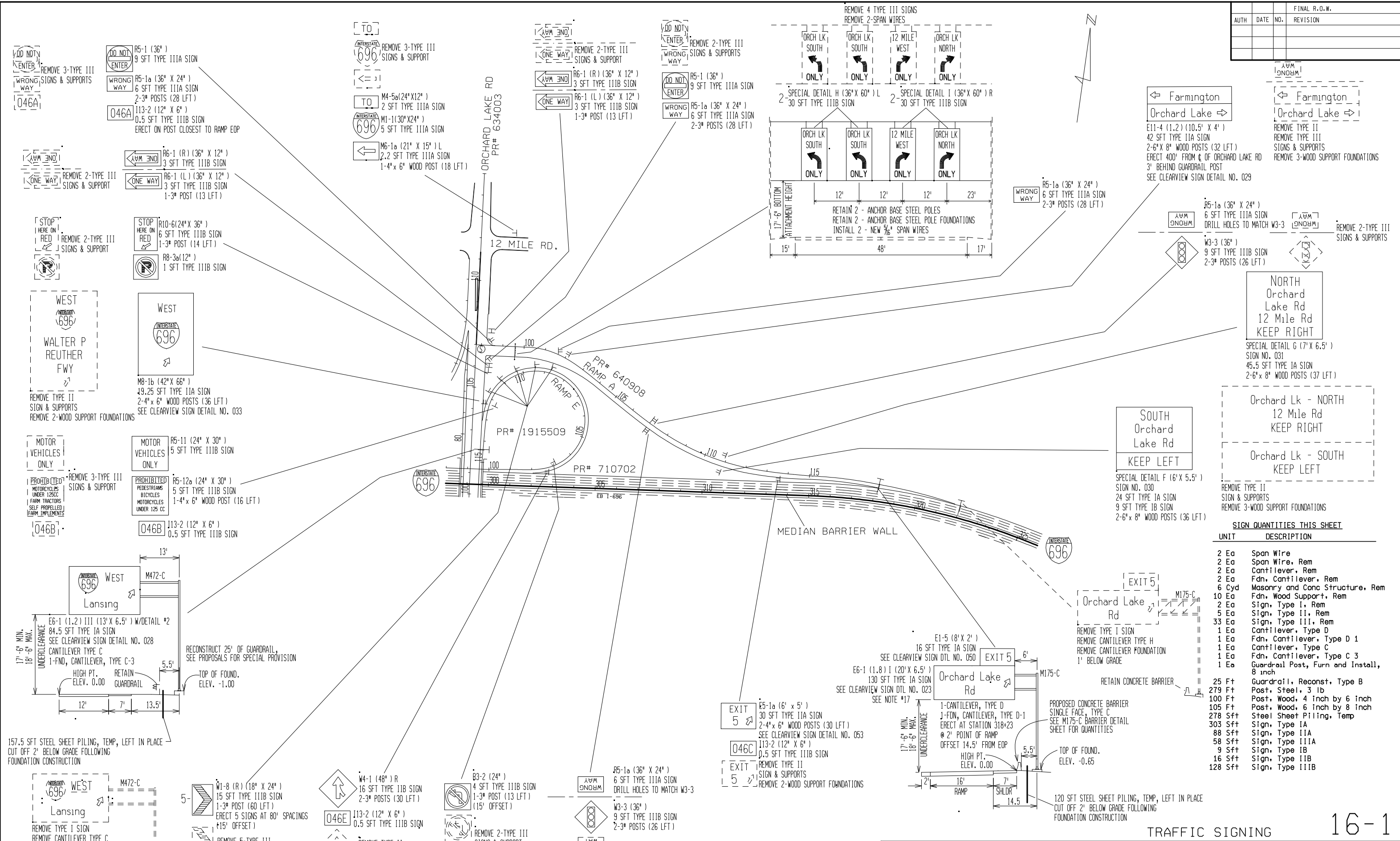


GENERAL DESIGN GUIDELINES

- 1 CONTACT TRAFFIC & SAFETY SIGNING AREA FOR QUESTIONS CONCERNING SIGNING PLANS.

FINAL R.O.W.			
AUTH	DATE	NO.	REVISION



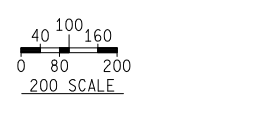
**SIGN QUANTITIES THIS SHEET**

UNIT	DESCRIPTION
2 Ea	Span Wire
2 Ea	Span Wire, Rem
2 Ea	Cantilever, Rem
2 Ea	Fdn, Cantilever, Rem
6 Cyd	Masonry and Conc Structure, Rem
10 Ea	Fdn, Wood Support, Rem
2 Ea	Sign, Type I, Rem
5 Ea	Sign, Type II, Rem
33 Ea	Sign, Type III, Rem
1 Ea	Cantilever, Type D
1 Ea	Fdn, Cantilever, Type D 1
1 Ea	Cantilever, Type C
1 Ea	Fdn, Cantilever, Type C 3
1 Ea	Guardrail Post, Furn and Install, 8 inch
25 Ft	Guardrail, Reconst, Type B
279 Ft	Post, Steel, 3 lb
100 Ft	Post, Wood, 4 inch by 6 inch
105 Ft	Post, Wood, 6 inch by 8 inch
278 Sft	Steel Sheet Piling, Temp
303 Sft	Sign, Type IA
88 Sft	Sign, Type IIA
58 Sft	Sign, Type IIIA
9 Sft	Sign, Type IB
16 Sft	Sign, Type IIB
128 Sft	Sign, Type IIIB

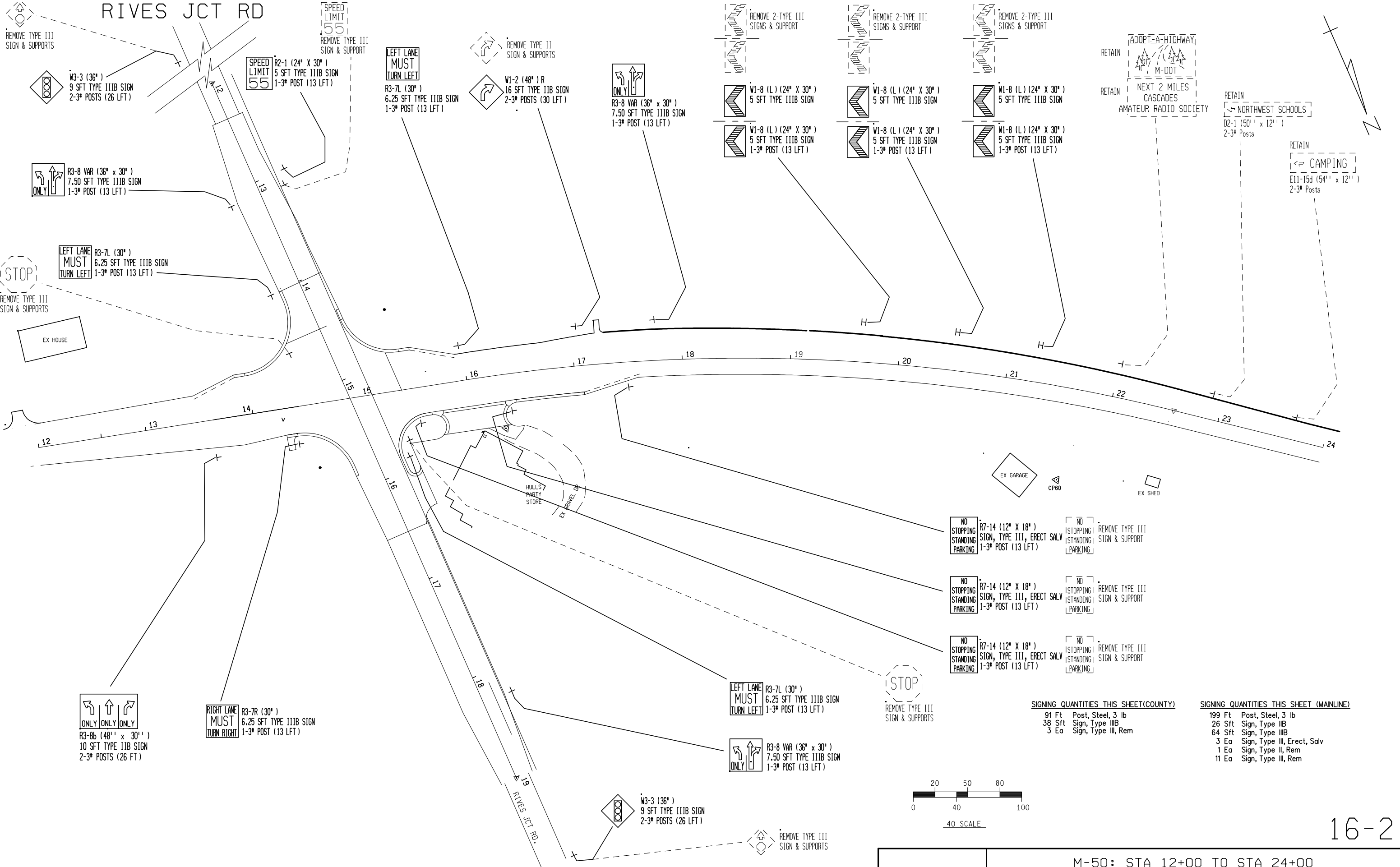
**TRAFFIC SIGNING 16-1**

**I-696 STA. 300+00 TO 325+00**

DATE	CONT. SEC.	JOB NO.	DESIGN UNIT	SHEET NO.
04/12/07				R.O.W CONST.



FILE NAME: WORKED ON BY: DATE: CHECKED BY:



RIVES JCT RD

REMOVE TYPE III SIGN & SUPPORTS

W3-3 (36")  
9 SFT TYPE 111B SIGN  
2-3\* POSTS (26 LFT)

SPEED LIMIT 55  
R2-1 (24" X 30")  
5 SFT TYPE 111B SIGN  
1-3\* POST (13 LFT)

REMOVE TYPE III SIGN & SUPPORT

LEFT LANE MUST TURN LEFT  
R3-7L (30")  
6.25 SFT TYPE 111B SIGN  
1-3\* POST (13 LFT)

REMOVE TYPE II SIGN & SUPPORTS

W1-2 (48") R  
16 SFT TYPE 111B SIGN  
2-3\* POSTS (30 LFT)

R3-8 VAR (36" x 30")  
7.50 SFT TYPE 111B SIGN  
1-3\* POST (13 LFT)

REMOVE 2-TYPE III SIGNS & SUPPORT

W1-8 (L) (24" X 30")  
5 SFT TYPE 111B SIGN  
1-3\* POST (13 LFT)

REMOVE 2-TYPE III SIGNS & SUPPORT

W1-8 (L) (24" X 30")  
5 SFT TYPE 111B SIGN  
1-3\* POST (13 LFT)

REMOVE 2-TYPE III SIGNS & SUPPORT

W1-8 (L) (24" X 30")  
5 SFT TYPE 111B SIGN  
1-3\* POST (13 LFT)

RETAIN ADOPT-A-HIGHWAY  
M-DOT

RETAIN NEXT 2 MILES CASCADES AMATEUR RADIO SOCIETY

RETAIN NORTHWEST SCHOOLS  
D2-1 (50" x 12")  
2-3\* Posts

RETAIN CAMPING  
E11-15d (54" x 12")  
2-3\* Posts

LEFT LANE MUST TURN LEFT  
R3-7L (30")  
6.25 SFT TYPE 111B SIGN  
1-3\* POST (13 LFT)

STOP

REMOVE TYPE III SIGN & SUPPORTS

EX HOUSE

EX HOUSE

HULLS PARTY STORE

EX TRAVEL DR

EX GARAGE

CP80

EX SHED

NO STOPPING STANDING PARKING  
R7-14 (12" X 18")  
SIGN, TYPE III, ERECT SALV  
1-3\* POST (13 LFT)

NO STOPPING STANDING PARKING  
R7-14 (12" X 18")  
SIGN, TYPE III, ERECT SALV  
1-3\* POST (13 LFT)

NO STOPPING STANDING PARKING  
R7-14 (12" X 18")  
SIGN, TYPE III, ERECT SALV  
1-3\* POST (13 LFT)

NO STOPPING STANDING PARKING  
R7-14 (12" X 18")  
SIGN, TYPE III, ERECT SALV  
1-3\* POST (13 LFT)

NO STOPPING STANDING PARKING  
R7-14 (12" X 18")  
SIGN, TYPE III, ERECT SALV  
1-3\* POST (13 LFT)

NO STOPPING STANDING PARKING  
R7-14 (12" X 18")  
SIGN, TYPE III, ERECT SALV  
1-3\* POST (13 LFT)

NO STOPPING STANDING PARKING  
R7-14 (12" X 18")  
SIGN, TYPE III, ERECT SALV  
1-3\* POST (13 LFT)

STOP

REMOVE TYPE III SIGN & SUPPORTS

LEFT LANE MUST TURN LEFT  
R3-7L (30")  
6.25 SFT TYPE 111B SIGN  
1-3\* POST (13 LFT)

R3-8 VAR (36" x 30")  
7.50 SFT TYPE 111B SIGN  
1-3\* POST (13 LFT)

ONLY ONLY ONLY  
R3-8b (48" x 30")  
10 SFT TYPE 111B SIGN  
2-3\* POSTS (26 FT)

RIGHT LANE MUST TURN RIGHT  
R3-7R (30")  
6.25 SFT TYPE 111B SIGN  
1-3\* POST (13 LFT)

W3-3 (36")  
9 SFT TYPE 111B SIGN  
2-3\* POSTS (26 LFT)

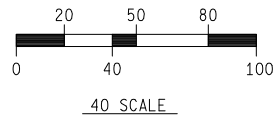
REMOVE TYPE III SIGN & SUPPORTS

SIGNING QUANTITIES THIS SHEET (COUNTY)

91 Ft Post, Steel, 3 lb  
38 Sft Sign, Type III  
3 Ea Sign, Type III, Rem

SIGNING QUANTITIES THIS SHEET (MAINLINE)

199 Ft Post, Steel, 3 lb  
26 Sft Sign, Type III  
64 Sft Sign, Type III  
3 Ea Sign, Type III, Erect, Salv  
1 Ea Sign, Type II, Rem  
11 Ea Sign, Type III, Rem



RIVES JCT RD



M-50: STA 12+00 TO STA 24+00

DATE	CONT. SEC.	JOB NO.	DESIGN UNIT	SHEET NO.
04/12/07				R.O.W CONST.

16-2

DATE: WORKED ON BY: CHECKED BY: FILE NAME: