

ALCOHOL AND OTHER DRUG USE

Fact Sheet




The Michigan Youth Risk Behavior Survey (YRBS) is part of a nationwide surveying effort led by the Centers for Disease Control and Prevention (CDC) to monitor students' health risks and behaviors in six categories identified as most likely to result in adverse outcomes. These categories include unintentional injury and violence, tobacco use, alcohol and other drug use, sexual behaviors that contribute to unintended pregnancy or disease, dietary behaviors, and physical inactivity. High response rates allow results of the 2009 YRBS to be generalized to all Michigan students in grades 9-12.



Of Vital Concern: The National Perspective

Alcohol is used by more young people than tobacco or illicit drugs. Heavy alcohol drinking among youth is associated with risky sexual behaviors and use of cigarettes, marijuana, cocaine, and other illegal drugs. Motor vehicle crashes are the leading cause of death among youth aged 15-19 years in the United States and alcohol use is associated with 9% of all motor vehicle crashes that result in injury and more than one-third of all motor vehicle crash fatalities. Persons who begin drinking alcohol before age 15 are five times more likely to report alcohol dependence or abuse than those who first drank alcohol at age 21 or older. Among high school students nationwide in 2007, 75% had had at least one drink of alcohol on at least 1 day during their life and 45% had had at least one drink of alcohol in the past 30 days and 26% had five or more drinks of alcohol in a row at least one time in the past 30 days.

Among youth, illicit drug use is associated with heavy alcohol and tobacco use, violence and delinquency, and suicide. Among high school students nationwide in 2007, 38% had used marijuana, 7% had used cocaine, 4% had used steroids, 8% had used hallucinogenic drugs, 2% had used heroin, 4% had used methamphetamines, and 6% had used ecstasy one or more times during their life.

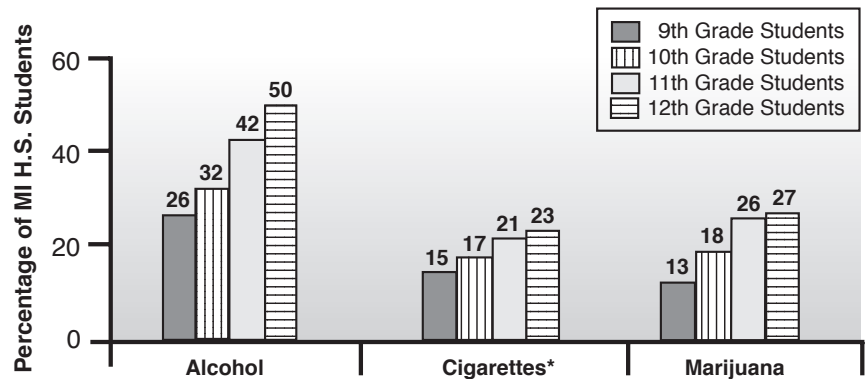


2009 Survey Results

- Over two-thirds of Michigan high school students have **ever drunk alcohol** and one third have **drank recently**.¹
- Twelfth grade students were more likely than ninth grade students to report **ever drinking alcohol** and to **drink recently**. Eleventh and twelfth graders were more likely than ninth and tenth graders to **binge**² on alcohol (Figure 1).

1


Alcohol, Cigarette, and Marijuana Use During Previous Month



* These percentages do not represent statistically significant differences among grades.

¹ Recently means during the past 30 days.

² Binge drinking means 5 or more drinks of alcohol in a row in the previous month.



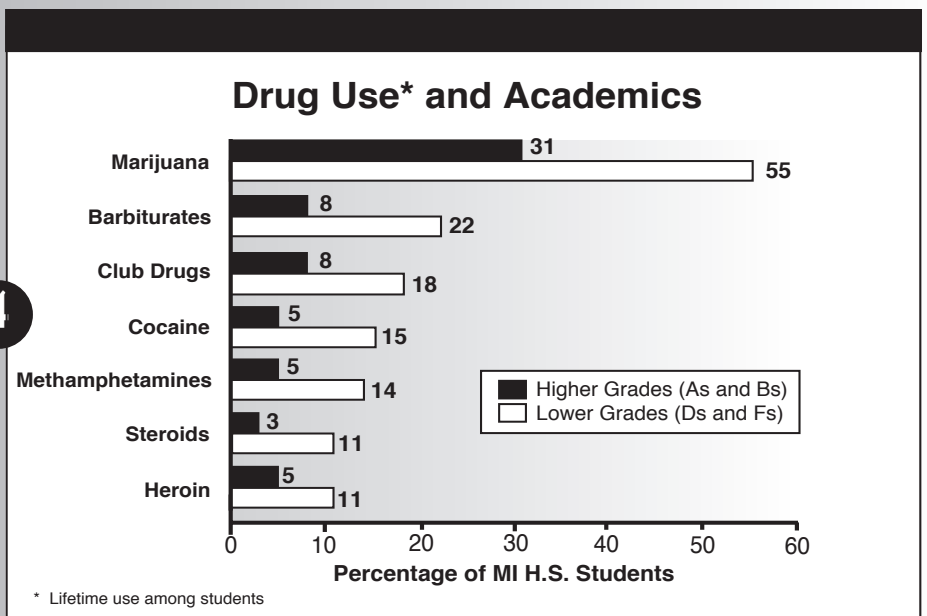
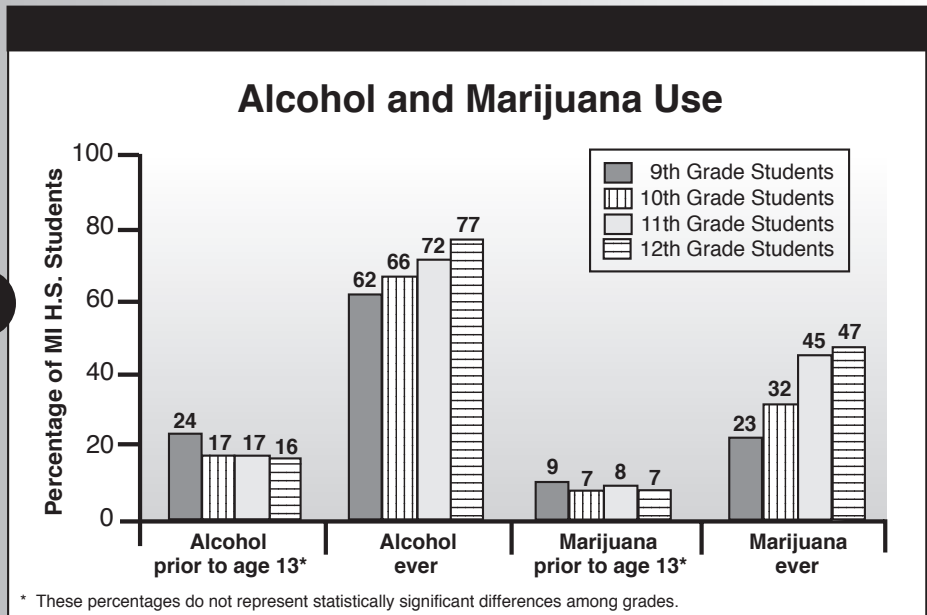
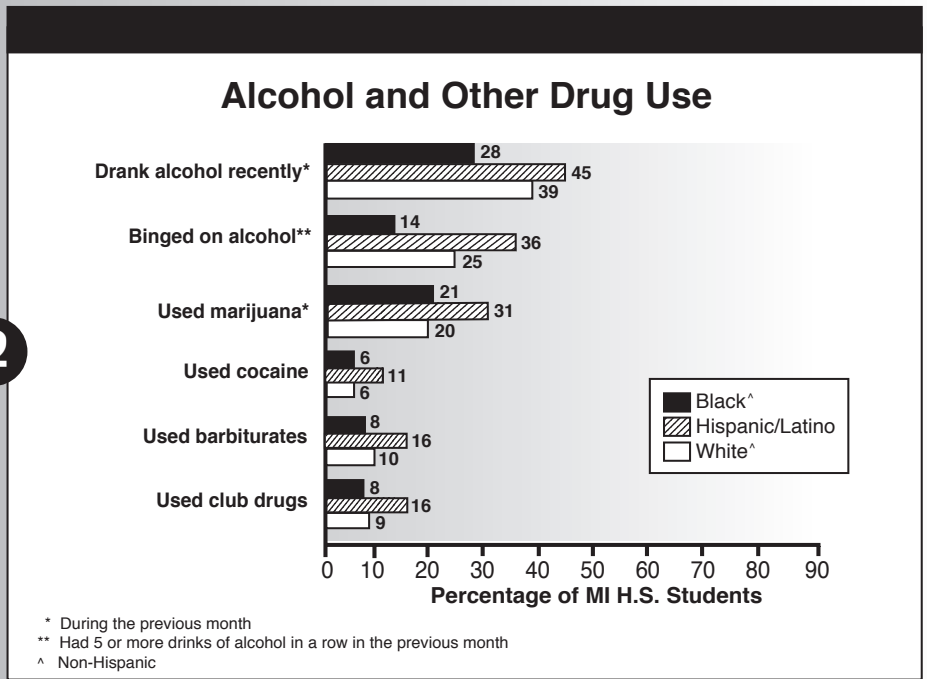
2009 Survey Results (continued)

- ◆ Students with low grades were more likely than students with high grades³ to **ever drink alcohol**, try **alcohol before age 13**, **drink recently**, and **binge** drink.
- ◆ Black students were less likely than white and Hispanic students to **ever drink**, **drink recently** and **binge** on alcohol (Figure 2).
- ◆ One third of Michigan students have ever tried **marijuana** and one fifth have used it recently. Black and white students were equally likely to have used **marijuana** recently and in their life.
- ◆ Eleventh and twelfth grade students were more likely than ninth and tenth grade students to **ever use marijuana** and to use **marijuana recently** (Figure 3).
- ◆ Hispanic and black students were more likely than white students to report lifetime **heroin**, **methamphetamines**, and **drug injection** use as well as recent **heroin** and **steroid** use.
- ◆ Hispanic students were more likely than white students to have recently used **marijuana**, **barbiturates**, and **club drugs**⁴ as well as lifetime **steroid** use. They were also more likely than white and black students to report higher rates of lifetime **club drug** use (Figure 2).
- ◆ Males and females were equally likely to have ever used **marijuana**, **barbiturates**, **cocaine**,⁵ **methamphetamines**, **heroin**, and **inhalants**. Males were more likely to have used **cocaine** and **heroin** recently as well as **steroids** and **club drugs** recently and in their life.
- ◆ Students with low grades were significantly more likely than those with high grades to have used illicit drugs recently, including **marijuana**, **barbiturates**, **cocaine**, **heroin**, **methamphetamines**, **club drugs**, and **steroids**. They were also more likely to report higher uses of **marijuana**, **cocaine**, **inhalants**, **barbiturates**, **club drugs**, **steroids**, and **injection drugs** in their life (Figure 4).

2

3

4



³ Self report grades earned in school are used to assess academic achievement with high grades representing students with mostly As and Bs, average grades with Cs, and low grades with mostly Ds and Fs.

⁴ Club drugs include ecstasy, GHB, ketamine, rohypnol, nitrous oxide, or LSD.

⁵ Cocaine use includes any form of use such as powder, "crack," and "freebase."

ALCOHOL AND OTHER DRUG USE

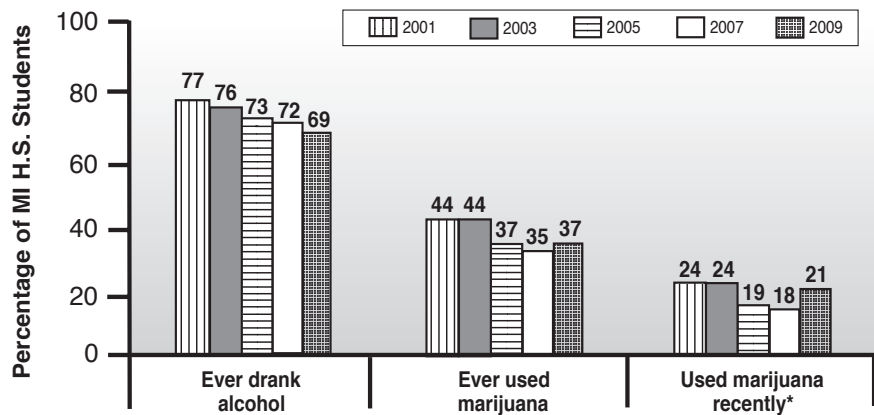
Fact Sheet

Trends

In the past decade, alcohol use by high school students has significantly reduced including lifetime use, early use, binge drinking, and recent use, on and off school property. Marijuana use has also decreased for lifetime use, early use, and recent use, on and off school property. Recent use of cocaine, lifetime use of methamphetamines, and students who reported being offered drugs at school decreased in the past decade (Figure 5).

5

Trends in Drug Use
2001 to 2009



* During the previous month

Contact Information

Michigan Department of Education, Grants Coordination and School Support,
Coordinated School Health and Safety Programs
P.O. Box 30008, Lansing, Michigan 48909 Phone: 517-241-4284
Web: www.michigan.gov/mde

State of Compliance With Federal Law

The Michigan Department of Education complies with all Federal laws and regulations prohibiting discrimination, and with all requirements and regulations of the U. S. Department of Education. 5,000 pieces printed at approx. \$.09 each, total cost \$450.00.

Michigan State Board of Education

Kathleen N. Straus, President John C. Austin, Vice President
Carolyn L. Curtin, Secretary Marianne Yared McGuire, Treasurer
Nancy Danhof, NASBE Delegate Elizabeth W. Bauer
Reginald M. Turner Casandra E. Ulbrich

Ex-Officio

Jennifer M. Granholm, Governor
Michael P. Flanagan, Superintendent of Public Instruction

SURVEY QUESTION



SURVEY QUESTION	MI 2009	GENDER		GRADE				RACE/ETHNICITY		
		M	F	9	10	11	12	Black [^]	Hispanic/ Latino	White [^]
% of students who had at least one drink of alcohol on one or more days during their life	69	67	71	62	66	72	77	62	77	70
% of students who had their first drink of alcohol, other than a few sips, before age 13	19	21	16	24	17	17	16	19	23	18
% of students who had at least one drink of alcohol on one or more of the past 30 days	37	36	38	26	32	42	50	28	45	39
% of students who had 5 or more drinks of alcohol in a row , that is, within a couple of hours, on one or more of the past 30 days	23	24	22	15	19	26	35	14	36	25
% of students who had a least one drink of alcohol on school property on one or more of the past 30 days	4	4	3	3	3	5	5	5	7	3
Among students who reported current alcohol use, % who usually got the alcohol they drank from someone who gave it to them during the past 30 days	32	26	38	35	38	31	28	-	-	33
% of students who during the past 30 days rode one or more times in a car or other vehicle driven by someone who had been drinking alcohol	28	27	28	23	25	31	31	39	36	24
% of students who during the past 30 days drove a car or other vehicle one or more times when they had been drinking alcohol	8	10	7	3	6	11	15	7	17	8
% of students who used marijuana one or more times during their life	37	38	35	23	32	45	47	39	44	36

[^]Non-Hispanic

ALCOHOL AND OTHER DRUG USE

Fact Sheet



SURVEY QUESTION (continued)	MI	GENDER		GRADE				RACE/ETHNICITY		
	2009	M	F	9	10	11	12	Black [^]	Hispanic /Latino	White [^]
% of students who tried marijuana for the first time before age 13	8	10	6	9	7	8	7	15	13	6
% of students who used marijuana one or more times during the past 30 days	21	22	19	13	18	26	27	21	31	20
% of students who used marijuana on school property one or more times during the past 30 days	5	6	4	3	4	6	7	9	9	4
% of students who used any form of cocaine , including powder, crack, or freebase, one or more times during their life	7	8	5	5	6	8	7	6	11	6
% of students who used any form of cocaine , including powder, crack, or freebase, one or more times during the past 30 days	3	4	2	2	3	4	3	4	5	2
% of students who sniffed glue, breathed the contents of aerosol spray cans, or inhaled any paint or spray to get high one or more times during their life	14	14	14	15	14	15	13	15	14	14
% of students who have taken barbiturates without a doctor's prescription one or more times during their life	10	11	10	8	9	13	11	8	16	10
% of students who have taken barbiturates without a doctor's prescription during the past 30 days	6	6	5	4	5	8	5	6	11	5
% of students who used heroin one or more times during their life	5	7	3	4	4	8	4	10	11	3
% of students who used heroin one or more times during the past 30 days	3	5	2	3	3	5	3	6	8	2
% of students who used methamphetamines one or more times during their life	6	8	4	5	5	10	5	12	11	4
% of students who have used club drugs one or more times during their life	9	11	8	7	8	13	11	8	16	9
% of students who have used club drugs one or more times during the past 30 days	4	6	3	3	3	5	5	5	10	4
% of students who took steroid pills or shots without a doctor's prescription one or more times during their life	4	6	2	3	3	5	4	7	8	3
% of students who have taken steroid pills or shots without a doctor's prescription one or more times during the past 30 days	3	5	1	3	3	3	3	7	6	2
% of students who used a needle to inject any illegal drug into their body one or more times during their life	4	5	3	3	4	4	4	8	7	2
% of students who were offered, sold, or given an illegal drug on school property during the past 12 months	30	31	28	26	28	31	32	27	38	29

[^]Non-Hispanic

For additional information on the YRBS results, please log on to www.michigan.gov/yrbs