

# SEXUAL BEHAVIOR

## Fact Sheet




The Michigan Youth Risk Behavior Survey (YRBS) is part of a nationwide surveying effort led by the Centers for Disease Control and Prevention (CDC) to monitor students' health risks and behaviors in six categories identified as most likely to result in adverse outcomes. These categories include unintentional injury and violence, tobacco use, alcohol and other drug use, sexual behaviors that contribute to unintended pregnancy or disease, dietary behaviors, and physical inactivity. High response rates allow results of the 2007 YRBS to be generalized to all Michigan students in grades 9-12.



### Of Vital Concern: The National Perspective

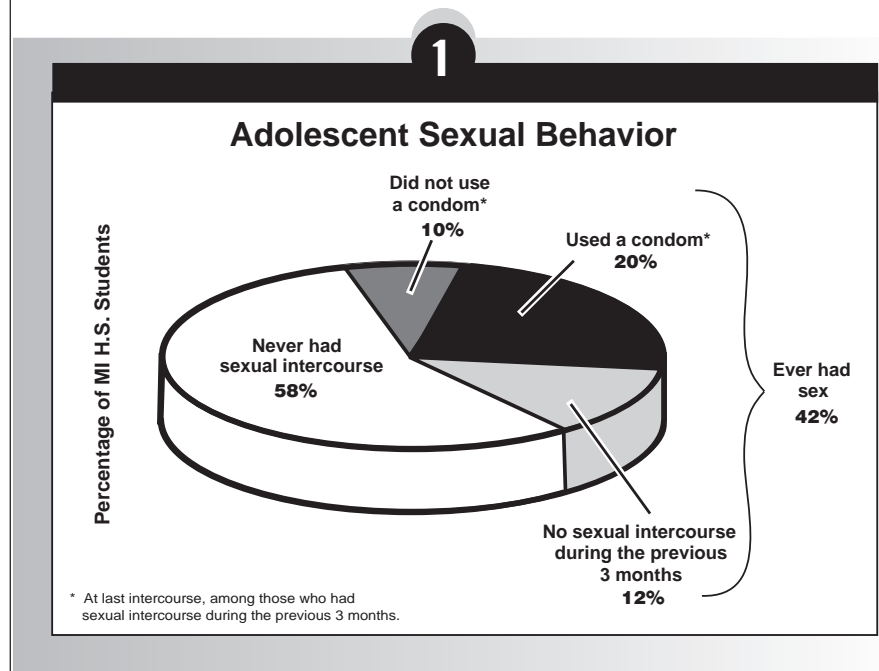
Early initiation of sexual intercourse is associated with having a greater number of lifetime sexual partners. In addition, adolescents who initiate sexual intercourse early are less likely to use contraception and are at higher risk for pregnancy. Each year, there are an estimated 9.1 million cases of sexually transmitted diseases among persons aged 15-24 years. Gonorrhea rates are highest among females between the ages of 15 and 19 (610.9 cases per 100,000) and males between the ages of 20 and 24 (430.6 per 100,000). In 2004, there were an estimated 4,842 cases of HIV/AIDS among persons aged 15-24 years. The percentage of high school students who ever had sexual intercourse decreased from 54% in 1991 to 47% in 2003, while condom use among currently sexually active students increased significantly from 46% in 1991 to 63% in 2003. In 2000, 73% of senior high schools taught HIV prevention education in a required health education course.

For complete references, please log onto [www.emc.cmich.edu/yrbs](http://www.emc.cmich.edu/yrbs).



### 2007 Survey Results

◆ Over half of all high school students have **never had sexual intercourse**. Among those who have had sexual intercourse, over a quarter were **abstinent** during the previous three months (Figure 1).



# SEXUAL BEHAVIOR

## Fact Sheet

### 2007 Survey Results (continued)

- ◆ Significantly more twelfth grade students than students in ninth, tenth, or eleventh grades reported having **sexual intercourse**. They were more likely to have had **recent<sup>1</sup> sex** than ninth and tenth grade students and more likely to have **multiple partners<sup>2</sup>** than freshman students (Figure 2 and 3).
- ◆ Of students who had reported having recent sex, twelfth grade students were more likely than ninth and tenth grade students to have **used birth control pills** to prevent pregnancy.
- ◆ Among students who recently had sex, males were more likely than females to have had **sexual intercourse prior to age 13** and to have used a **condom** at last sex; females were more likely to have **used birth control pills** (Figure 4).
- ◆ Males and ninth graders were more likely than females and twelfth graders to have **abstained from sex** in the previous three months.

<sup>1</sup> *Recent* means during the past 30 days.

<sup>2</sup> Four or more people during their lives

#### Contact Information

Michigan Department of Education, Grants Coordination and School Support,  
Coordinated School Health and Safety Programs  
P.O. Box 30008, Lansing, Michigan 48909 Phone: 517-241-4284  
Web: www.michigan.gov/mde

#### State of Compliance With Federal Law

The Michigan Department of Education complies with all Federal laws and regulations prohibiting discrimination, and with all requirements and regulations of the U. S. Department of Education. 6,000 pieces printed at approx. \$.09 each, total cost \$540.00.

#### Michigan State Board of Education

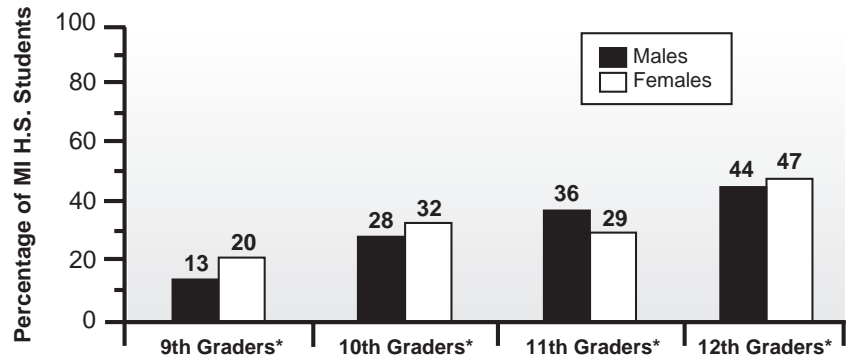
Kathleen N. Straus, President  
Carolyn L. Curtin, Secretary  
Nancy Danhof, NASBE Delegate  
Reginald M. Turner  
John C. Austin, Vice President  
Marianne Yared McGuire, Treasurer  
Elizabeth W. Bauer  
Casandra E. Ulbrich

#### Ex-Officio

Jennifer M. Granholm, Governor  
Michael P. Flanagan, Superintendent of Public Instruction

2

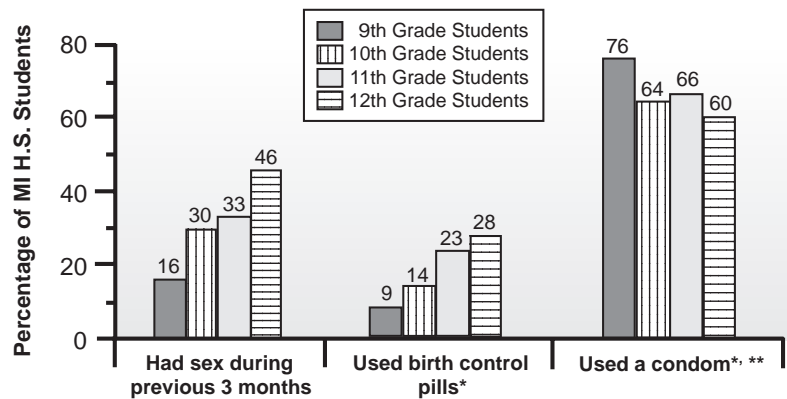
### Sexual Intercourse During Previous Three Months



\* These percentages do not represent statistically significant differences between genders.

3

### Sexual Activity and Risk Reduction

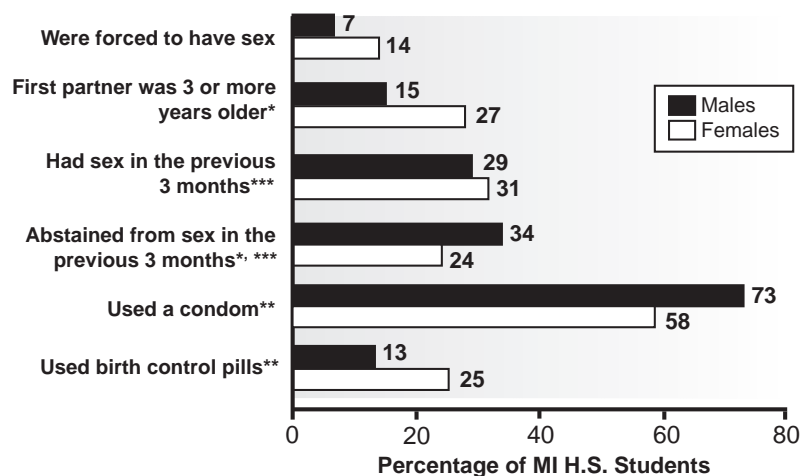


\* At last intercourse, among students who had sex during the previous 3 months

\*\* These percentages do not represent statistically significant differences among grades.

4

### Sexual Behaviors and Gender



\* Among those who ever had sexual intercourse

\*\* At last intercourse, among those who had sexual intercourse during the previous 3 months

\*\*\* These percentages do not represent statistically significant differences among genders.

# SEXUAL BEHAVIOR

## Fact Sheet



### 2007 Survey Results (continued)

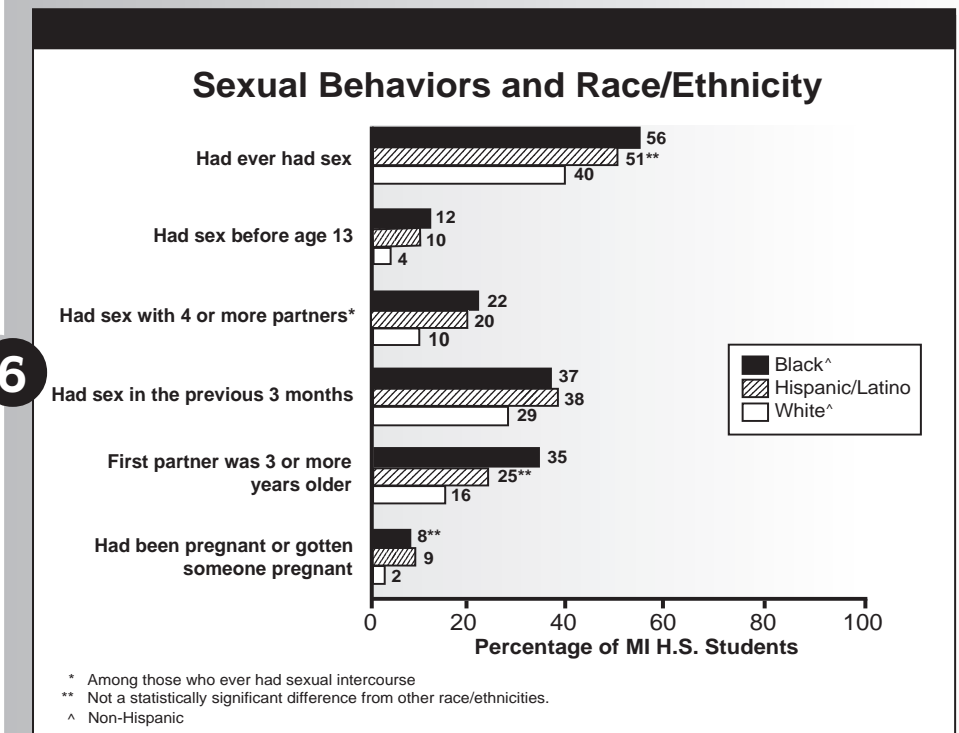
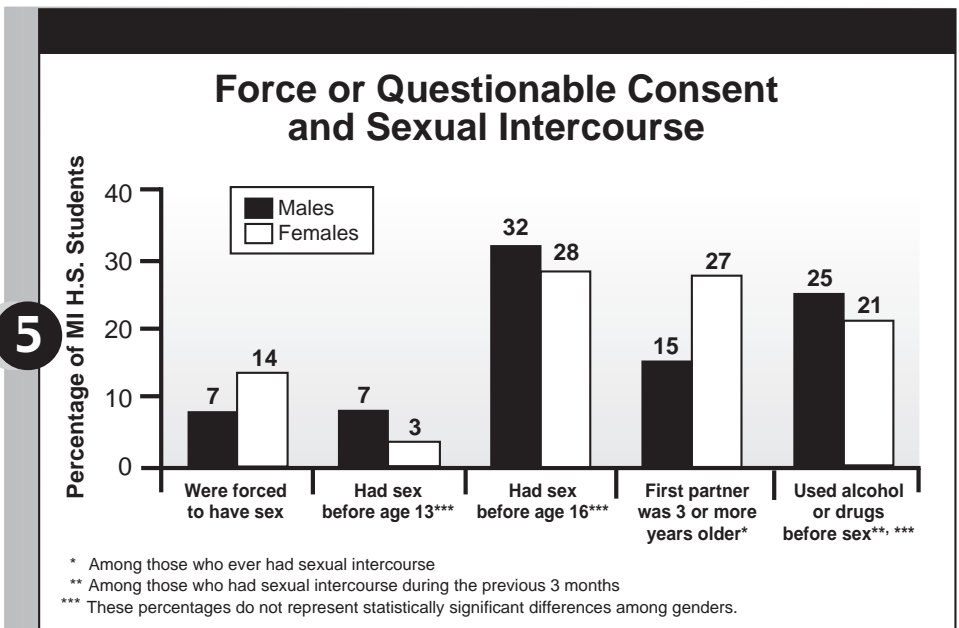
- ◆ Nine in ten students had been **taught about AIDS or HIV infection** in school.
- ◆ More females than males had been **physically forced** to have sexual intercourse, with one in ten students reporting this experience (Figure 5).
- ◆ Females were more likely than males to have had first sexual intercourse with a partner who was **three or more years older** (Figure 5).
- ◆ Black students were more likely than white students to have had discussions with their parents or other adults in their family about **expected sexual behavior**.
- ◆ Black students were more likely to have **ever had sex** and **sex prior to age 13** than white students, and, of those who had, black students were more likely to have had first sexual intercourse with a partner who was **three or more years older** (Figure 6).
- ◆ White students were less likely than black and Hispanic students to report having **sexual intercourse before age 16<sup>3</sup>** and having **four or more partners** in their lives (Figure 6).
- ◆ More black students than white students reported that they had been **pregnant** or gotten someone pregnant.

<sup>3</sup> According to current Michigan law (MCL 720.520), adolescents cannot give consent to sex under the age of 16.

### Trends



Since 1999, the number of students reporting **ever having sex**, having **recent sex**, **sex prior to age 13**, and **sex with more than four people** has significantly decreased over time. Additionally, those having recent sexual activity have significantly increased use of **condoms** and decreased use of **alcohol** before sex.



# SEXUAL BEHAVIOR

## Fact Sheet



SURVEY QUESTION	MI	GENDER		GRADE				RACE/ETHNICITY			
	2007	M	F	9	10	11	12	American Indian	Black^	Hispanic/Latino	White^
% of students who have ever <b>talked with their parents</b> or other adults in their family about what they expected them to do or not to do when it comes to sex	72	69	76	69	74	74	74	62	82	70	71
% of students who had ever been <b>taught about AIDS or HIV infection</b> in school	90	89	90	87	90	93	90	89	87	85	91
% of students who <b>had sexual intercourse</b>	42	44	41	27	43	46	60	54	56	51	40
% of students who had <b>sexual intercourse</b> for the first time <b>before age 16</b>	30	32	28	27	38	27	29	35	48	45	26
% of students who had <b>sexual intercourse</b> for the first time <b>before age 13</b>	5	7	3	6	6	6	2	1	12	10	4
% of students who had <b>sexual intercourse with four or more people</b> during their life	12	13	11	7	13	12	19	11	22	20	10
% of students who had <b>sexual intercourse within the last 3 months</b>	30	29	31	16	30	33	46	30	37	38	29
Of students who have ever had sexual intercourse, % <b>not having sexual intercourse during the past 3 months</b>	29	34	24	39	30	29	24	-	34	26	28
Of students who had sexual intercourse during the past 3 months, % who <b>drank alcohol or used drugs before last sexual intercourse</b>	23	25	21	27	22	24	22	-	-	-	24
Of students who had sexual intercourse during the past 3 months, % who used a <b>condom</b> during last sexual intercourse	65	73	58	76	64	66	60	-	-	-	64
Of students who had sexual intercourse during the past 3 months, % who used <b>birth control pills</b> during last sexual intercourse	19	13	25	9	14	23	28	-	-	-	23
% of students who had been pregnant or gotten someone <b>pregnant</b> one or more times	4	4	4	3	4	3	4	1	8	9	2
% of students who have ever been <b>physically forced to have sexual intercourse</b> when they did not want to	10	7	14	7	11	14	11	26	13	16	10
Of students who ever had sexual intercourse, % whose <b>first partner was 3 or more years older</b>	21	15	27	23	28	22	13	-	35	25	16

^Non-Hispanic