

# ALCOHOL AND OTHER DRUG USE

## Fact Sheet



**The Michigan Youth Risk Behavior Survey (YRBS)** is part of a nationwide surveying effort led by the Centers for Disease Control and Prevention (CDC) to monitor students' health risks and behaviors in six categories identified as most likely to result in adverse outcomes. These categories include unintentional injury and violence, tobacco use, alcohol and other drug use, sexual behaviors that contribute to unintended pregnancy or disease, dietary behaviors, and physical inactivity. High response rates allow results of the 2007 YRBS to be generalized to all Michigan students in grades 9-12.




### Of Vital Concern: The National Perspective

Alcohol use is associated with 9% of all motor vehicle crashes that result in injury and more than one-third of all motor vehicle crash fatalities. Motor vehicle crashes are the leading cause of death among youth aged 15 to 19 in the United States. Heavy drinking among youth is associated with risky sexual behavior and use of cigarettes, marijuana, cocaine, and other illegal drugs. In 2005, 74% of high school students had at least one drink of alcohol in their lifetime, 43% had at least one drink of alcohol in the past 30 days, and 26% had five drinks of alcohol in a row on one or more occasions during the past 30 days.

Among youth, illicit drug use is associated with heavy alcohol and tobacco use, violence and delinquency, and suicide. In 2005, 38% of high school students had used marijuana, 8% had used cocaine, 12% had used inhalants, 4% had used steroids, 2% had used heroin, and 6% had used methamphetamines one or more times during their life.

For complete references, please log onto [www.emc.cmich.edu/yrbs](http://www.emc.cmich.edu/yrbs).

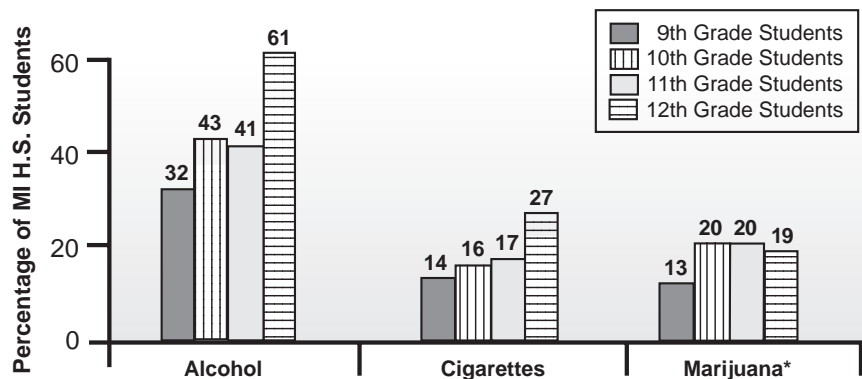


### 2007 Survey Results

◆ Twelfth grade students were more likely than ninth grade students to report **ever drinking alcohol**, and more likely than all other grades to **drink recently**<sup>1</sup> and **binge**<sup>2</sup> on alcohol (Figure 1).

1


### Alcohol, Cigarette, and Marijuana Use During Previous Month



\* These percentages do not represent statistically significant differences among grades.

<sup>1</sup> *Recently* means during the past 30 days.

<sup>2</sup> *Binge drinking* means 5 or more drinks of alcohol in a row in the previous month.



# 2007 Survey Results (continued)

◆ Students with low grades were more likely than students with high grades<sup>3</sup> to **ever drink alcohol**, try **alcohol before age 13**, and **drink recently**.

◆ Black students were less likely than white and Hispanic students to **ever drink**, **drink recently** and **binge** on alcohol (Figure 2).

◆ White students were less likely than Hispanic students to report **drinking before age 13** and, of those who drank recently, to have **bought alcohol in a store**. They were also less likely than Hispanic and black students to drink **alcohol on school property** (Figure 2).

◆ Twelfth grade students were more likely than ninth grade students to **ever use marijuana** and Hispanic students were more likely than white students to try **marijuana before age 13** (Figure 3).

◆ Illegal drug use among black and white students was equal for all substances, lifetime and recent use.

◆ Hispanic students were more likely than black students to report lifetime **cocaine**,<sup>4</sup> **barbiturate**, and **club drug**<sup>5</sup> use as well as recent **heroin** use. They were also more likely than white students to report higher uses of **cocaine**, **barbiturates**, **heroin**, and **methamphetamines** in their life and recent use of **cocaine**, **heroin**, **steroids** and **club drugs**.

◆ Males and females were equally likely to have ever used a variety of illicit drugs, including **marijuana**, **barbiturates**, **club drugs**, **cocaine**, **methamphetamines**, **heroin**, and **steroids**.

◆ Students with low grades were significantly more likely than those with high grades to have used any illicit drug recently and in their lifetime, including **marijuana**, **barbiturates**, **cocaine**, **heroin**, **methamphetamines**, **club drugs**, and **steroids** (Figure 4).

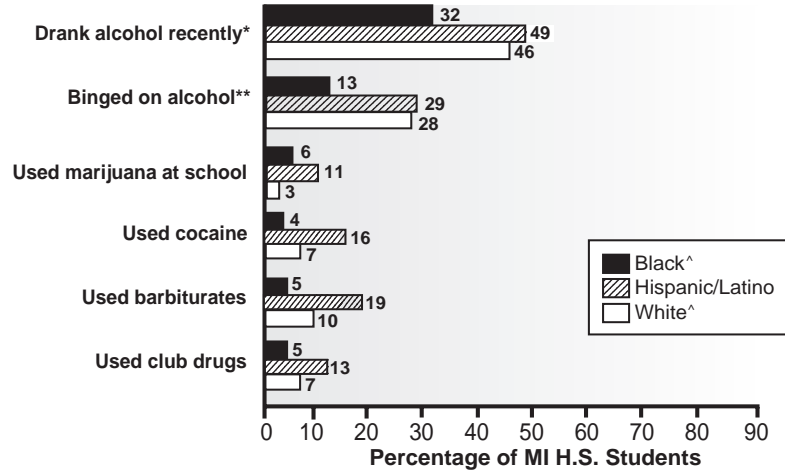
<sup>3</sup> Self report grades earned in school are used to assess academic achievement with high grades representing students with mostly As and Bs, average grades with Cs, and low grades with mostly Ds and Fs.

<sup>4</sup> *Cocaine use* includes any form of use such as powder, "crack," and "freebase."

<sup>5</sup> *Club drugs* include ecstasy, GHB, ketamine, rohypnol, nitrous oxide, or LSD.

2

## Alcohol and Other Drug Use



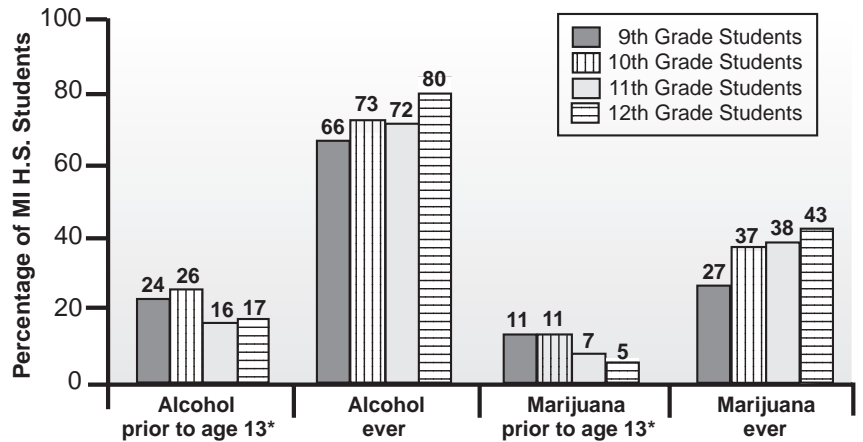
\* During the previous month

\*\* Had 5 or more drinks of alcohol in a row in the previous month

<sup>^</sup> Non-Hispanic

3

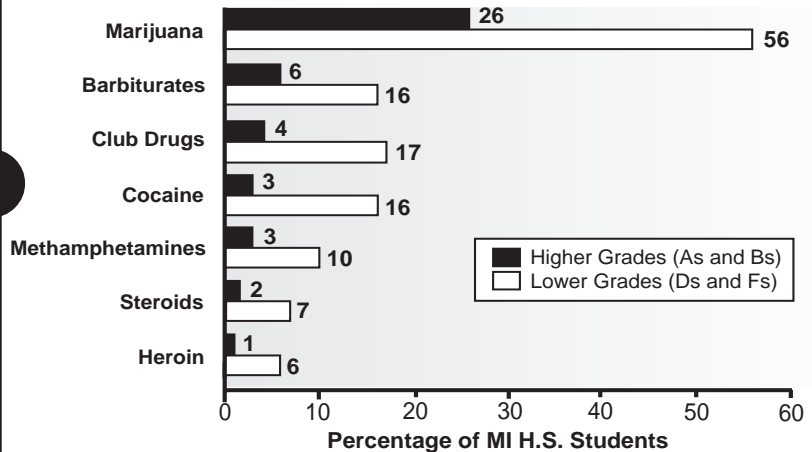
## Alcohol and Marijuana Use



\* These percentages do not represent statistically significant differences among grades.

4

## Drug Use\* and Academics



\* Lifetime use among students

# ALCOHOL AND OTHER DRUG USE

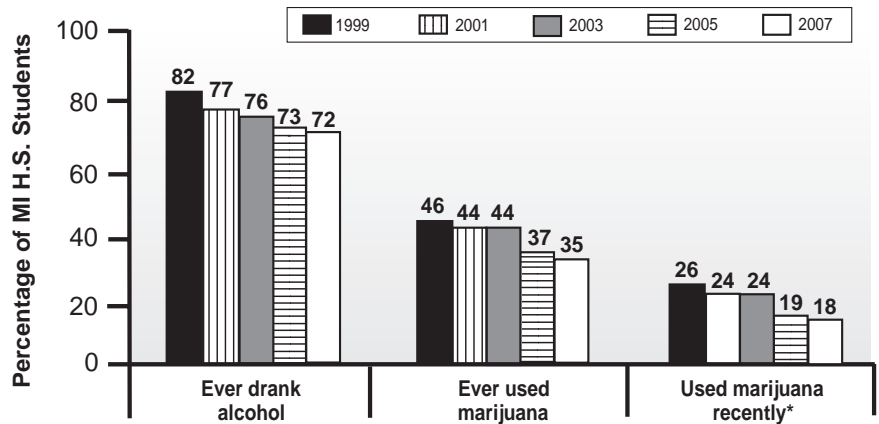
## Fact Sheet

### Trends

Since 1999, the **alcohol** and **marijuana lifetime** and **recent use**, on and off school property, by high school students has significantly reduced. Additionally, **lifetime methamphetamine** and **steroid** use has decreased over time (Figure 5).

5

Trends in Drug Use  
1999 to 2007



\* During the previous month

**Contact Information**

Michigan Department of Education, Grants Coordination and School Support,  
Coordinated School Health and Safety Programs  
P.O. Box 30008, Lansing, Michigan 48909  
Phone: 517-241-4284  
Web: www.michigan.gov/mde

**State of Compliance With Federal Law**

The Michigan Department of Education complies with all Federal laws and regulations prohibiting discrimination, and with all requirements and regulations of the U. S. Department of Education. 5,000 pieces printed at approx. \$.09 each, total cost \$450.00.

**Michigan State Board of Education**

Kathleen N. Straus, President  
Carolyn L. Curtin, Secretary  
Nancy Danhof, NASBE Delegate  
Reginald M. Turner  
John C. Austin, Vice President  
Marianne Yared McGuire, Treasurer  
Elizabeth W. Bauer  
Casandra E. Ulbrich

**Ex-Officio**

Jennifer M. Granholm, Governor  
Michael P. Flanagan, Superintendent of Public Instruction

SURVEY QUESTION	MI 2007	GENDER		GRADE				RACE/ETHNICITY			
		M	F	9	10	11	12	American Indian	Black^	Hispanic/Latino	White^
% of students who had <b>at least one drink of alcohol</b> on one or more days during their life	72	70	74	66	73	72	80	77	63	82	74
% of students who had their first drink of <b>alcohol</b> , other than a few sips, <b>before age 13</b>	21	24	19	24	26	16	17	33	22	32	21
% of students who had at least one drink of <b>alcohol</b> on one or more of the <b>past 30 days</b>	43	41	44	32	43	41	61	50	32	49	46
% of students who had <b>5 or more drinks of alcohol in a row</b> , that is, within a couple of hours, on one or more of the past 30 days	25	26	23	17	24	24	39	40	13	29	28
% of students who had at least one drink of <b>alcohol on school property</b> on one or more of the <b>past 30 days</b>	43	41	44	32	43	41	61	50	32	49	46
Among students who reported current alcohol use, % who usually <b>got the alcohol they drank by buying it in a store</b> during the past 30 days	4	5	3	3	3	4	5	-	-	9	2
% of students who during the past 30 days <b>rode one or more times in a car or other vehicle driven by someone who had been drinking alcohol</b>	28	27	28	24	29	25	34	25	29	35	27
% of students who during the past 30 days <b>drove a car</b> or other vehicle one or more times when they had been <b>drinking alcohol</b>	9	10	8	5	6	9	19	9	6	14	10
% of students who <b>used marijuana</b> one or more times during their life	35	38	33	27	37	38	43	62	38	49	35

^Non-Hispanic

# ALCOHOL AND OTHER DRUG USE

## Fact Sheet



SURVEY QUESTION (continued)	MI	GENDER		GRADE				RACE/ETHNICITY			
	2007	M	F	9	10	11	12	American Indian	Black^	Hispanic/Latino	White^
% of students who tried <b>marijuana</b> for the first time <b>before age 13</b>	9	10	7	11	11	7	5	25	14	19	7
% of students who used <b>marijuana</b> one or more times during the <b>past 30 days</b>	18	19	17	13	20	20	19	36	19	25	17
% of students who used <b>marijuana on school property</b> one or more times during the <b>past 30 days</b>	4	5	3	3	4	3	4	7	3	9	9
% of students who <b>used</b> any form of <b>cocaine</b> , including powder, crack, or freebase, one or more times during their life	7	7	6	6	6	7	8	9	4	16	7
% of students who used any form of <b>cocaine</b> , including powder, crack, or freebase, one or more times during the <b>past 30 days</b>	3	2	3	3	2	3	2	6	2	7	2
% of students who sniffed glue, breathed the contents of aerosol spray cans, or <b>inhaled</b> any paints or sprays <b>to get high</b> one or more times during their life	12	11	13	12	14	13	9	15	10	18	12
% of students who have <b>taken barbiturates</b> without a doctor's prescription one or more times during their life	10	9	10	9	9	10	11	13	5	19	10
% of students who have taken <b>barbiturates</b> without a doctor's prescription during the <b>past 30 days</b>	5	4	5	5	5	5	5	3	4	11	5
% of students who <b>used heroin</b> one or more times during their life	2	2	2	2	3	2	2	3	3	9	2
% of students who used <b>heroin</b> one or more times during the <b>past 30 days</b>	2	3	1	2	2	1	3	1	3	11	1
% of students who <b>used methamphetamines</b> one or more times during their life	4	4	4	4	4	4	5	6	4	11	4
% of students who have <b>used club drugs</b> one or more times during their life	7	8	5	7	7	6	7	19	5	13	7
% of students who have used <b>club drugs</b> one or more times during the <b>past 30 days</b>	3	4	2	3	3	3	4	12	3	11	3
% of students who <b>have taken steroid</b> pills or shots without a doctor's prescription one or more times during their life	3	3	2	3	4	1	3	5	4	7	2
% of students who have taken <b>steroid</b> pills or shots without a doctor's prescription one or more times during the <b>past 30 days</b>	2	3	2	2	3	2	3	6	4	7	1
% of students who used a needle to <b>inject any illegal drug</b> into their body one or more times during their life	3	3	2	3	4	2	2	0	4	7	2
% of students who were offered, sold, or given an <b>illegal drug on school property</b> during the past 12 months	29	32	26	27	32	30	28	46	28	39	29

^Non-Hispanic

For additional information on the YRBS results, please log on to [www.michigan.gov/yrbs](http://www.michigan.gov/yrbs)