

# **PROGRAM-RELATED FATALITIES IN MICHIGAN 2008**

## **INTRODUCTION**

The intention of this report is to promote an understanding of what constitutes a program-related fatality and to assist in the continued effort of preventing and reducing fatal cases. Information in this report may be of special interest to employers, employees, safety professionals and consultants.

This program-related fatality information for Michigan was compiled from the “Employers Basic Report of Injury,” Workers Disability Form 100’s and from direct telephone reports of fatalities to MIOSHA. Only fatal cases that are program-related, as defined by MIOSHA, are compiled. Therefore, the data does not include fatalities resulting from heart attacks, homicides, suicides, personal motor vehicle accidents, and aircraft accidents.

## **WHAT IS A PROGRAM-RELATED FATALITY?**

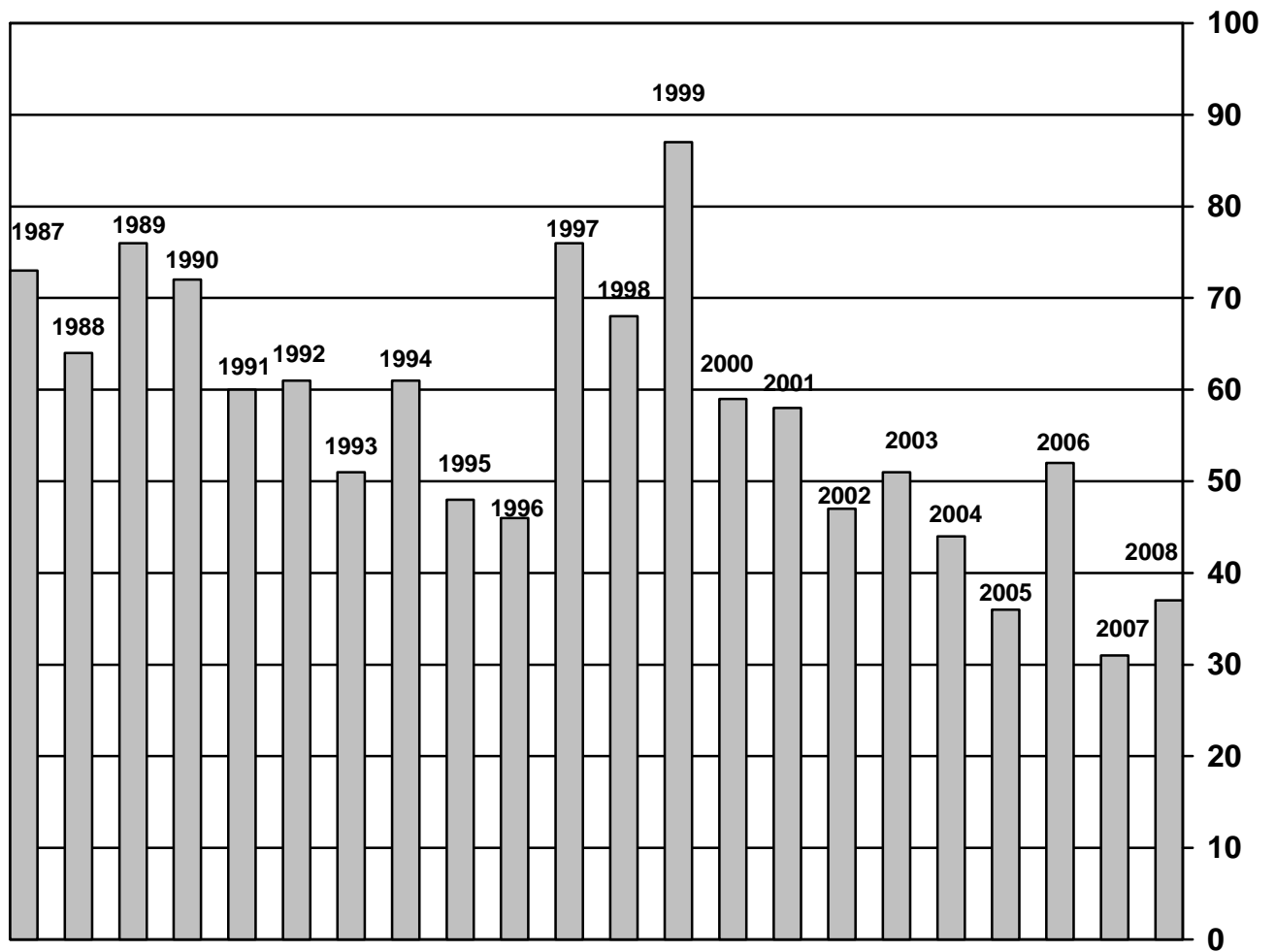
A fatality is recorded as “Program-Related” if the deceased party was employed in an operation included in MIOSHA jurisdiction as defined in Public Act 154 of 1974, as amended, and the fatality appears to be related to one or more of the following conditions:

1. The incident was found to have resulted from violations of MIOSHA safety and health standards or the “general duty” clause.
2. The incident was considered to be the result of a failure to follow a good safety and health practice that would be the subject of a safety and health recommendation.
3. The information describing the incident is insufficient to make a clear distinction between a “Program-Related” and “non-Program-Related” incident, but the type and nature of the injury indicates that there is a high probability that the injury was the result of a failure to adhere to one or more MIOSHA standards, the “general duty” clause, or good safety and health practice.

## OVERVIEW

- In Michigan, 37 individuals were fatally injured at working during 2008.
- All victims were male.
- The age range of 41-60 had the greatest percentage of fatalities at 62% followed by the age group of 31-40 with 21%.
- Forty-eight percent of the fatalities occurred in the Construction industry and 27% occurred in the Manufacturing industry.
- Construction and Extraction occupations accounted for 15 of the 37 fatalities that occurred. The Production occupation followed with seven fatalities.
- The leading cause of death, “Fall to a Lower Level,” was reported in 27% of the program-related fatalities during 2008. “Struck by an Object” occurred in 21% of the fatalities.
- The greatest amount of fatalities occurred during the month of July with five being reported. The months of January, April, August and November each reported four fatalities.
- Wayne County reported 10 program-reported fatalities or 27% of the overall total. All other Michigan counties reported two or fewer fatalities.
- Ten of the 37 fatalities occurred on Wednesdays. Mondays and Fridays followed with eight fatalities each.

**FIGURE 1  
PROGRAM-RELATED FATALITY TRENDS  
MICHIGAN 1987-2008**



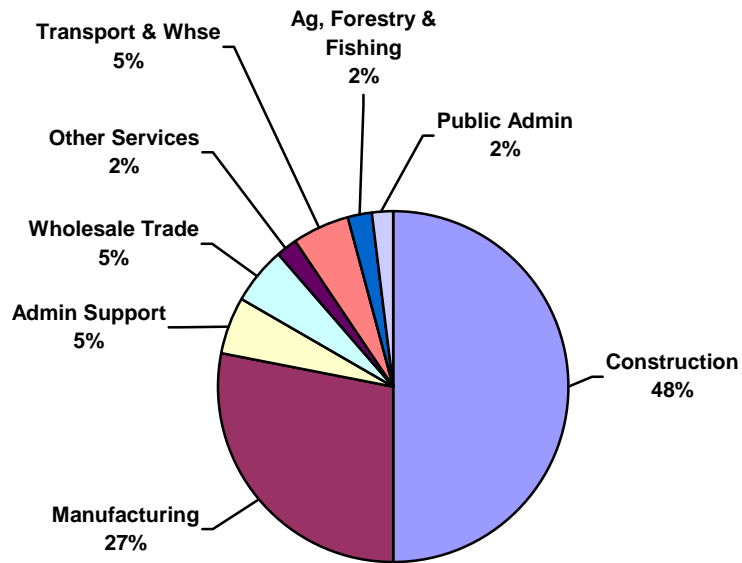
Source: MISS/MTSD/ MIOSHA/Michigan Department of Energy, Labor & Economic Growth

**PROGRAM-RELATED FATALITY TRENDS  
MICHIGAN 1987 – 2008**

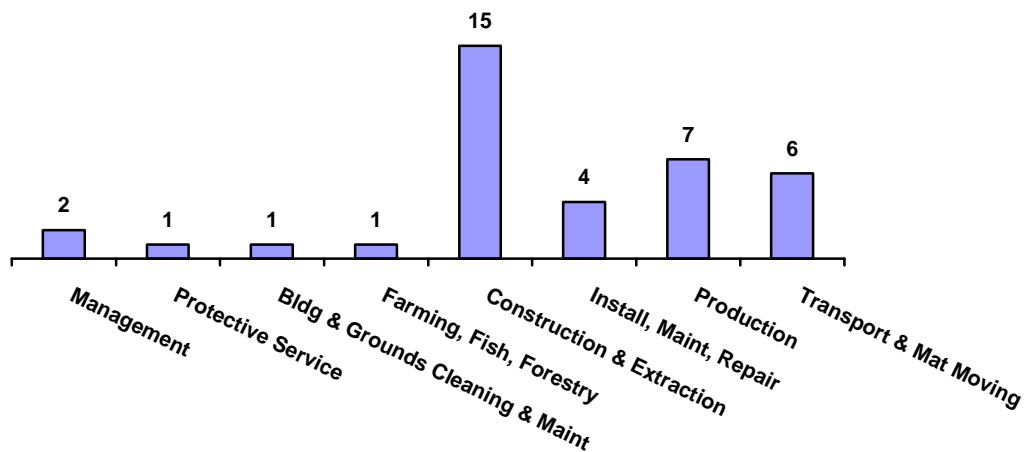
<b>YEAR</b>	<b>NUMBER</b>	<b>PERCENT CHANGE FROM PREVIOUS YEAR</b>	<b>PERCENT CHANGE FROM 1987</b>
1987	73	--	--
1988	64	-12.3	-12.3
1989	76	18.8	4.1
1990	72	-5.3	-1.4
1991	60	-16.7	-17.8
1992	61	1.7	-16.4
1993	51	-16.4	-30.1
1994	61	19.6	-16.4
1995	48	-21.3	-34.2
1996	46	-4.2	-37.0
1997	76	65.2	4.1
1998	68	-10.5	-6.8
1999	87	27.9	19.2
2000	59	-32.2	-19.2
2001	58	-1.7	-20.5
2002	47	-19.0	-35.6
2003	51	8.5	-30.1
2004	44	-13.7	-39.7
2005	37	-15.9	-49.3
2006	52	40.5	-28.8
2007	31	-40.4	-57.5
2008	37	19.3	-49.4

Source: MISS/MTSD/ MIOSHA/Michigan Department of Energy, Labor & Economic Growth

## Program-Related Fatalities by Industry



## Program-Related Fatalities by Occupation



## Program-Related Fatalities by Event

