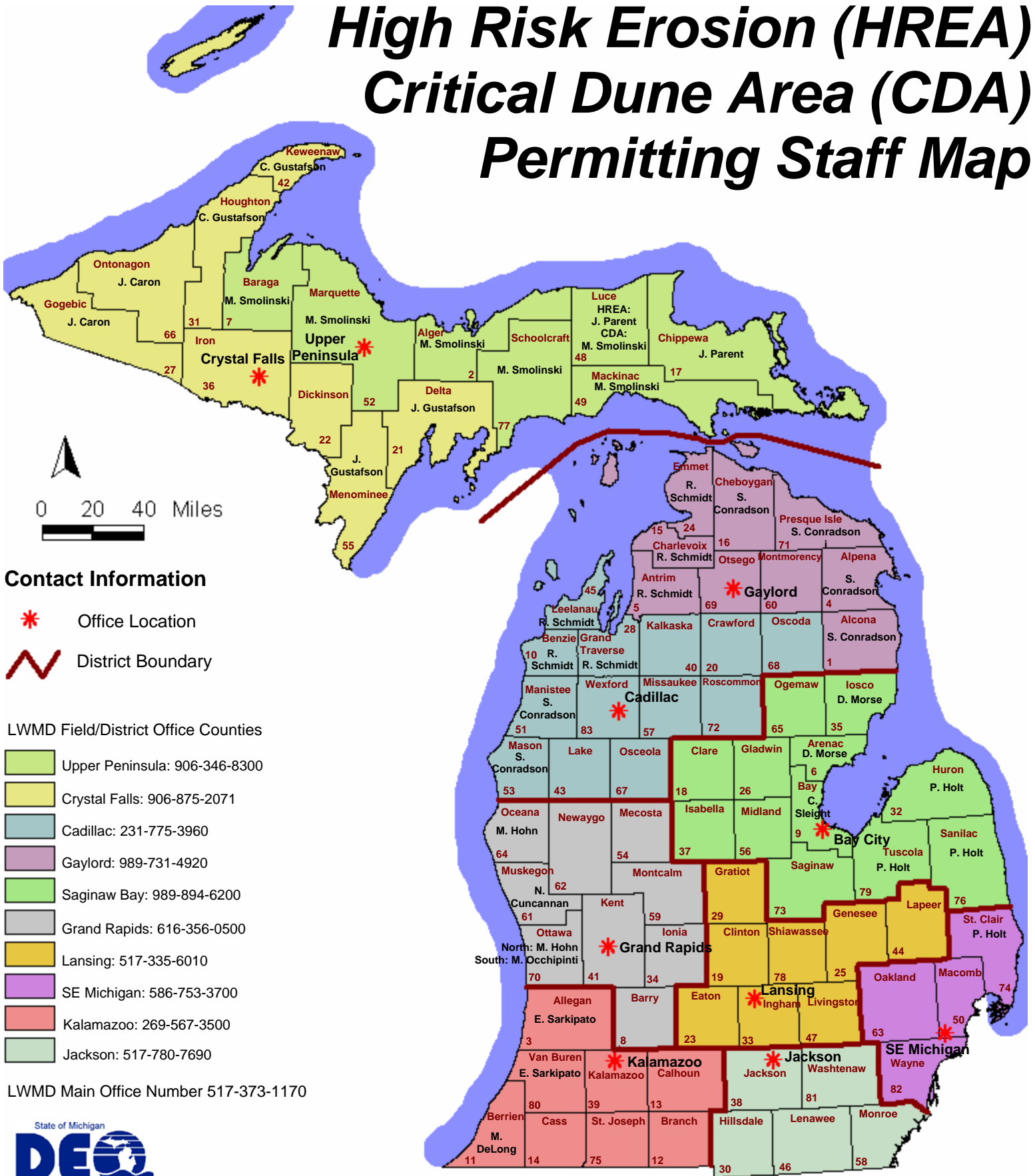














# High Risk Erosion (HREA) Critical Dune Area (CDA) Permitting Staff Map



## Contact Information

-  Office Location
-  District Boundary

## LWMD Field/District Office Counties

-  Upper Peninsula: 906-346-8300
-  Crystal Falls: 906-875-2071
-  Cadillac: 231-775-3960
-  Gaylord: 989-731-4920
-  Saginaw Bay: 989-894-6200
-  Grand Rapids: 616-356-0500
-  Lansing: 517-335-6010
-  SE Michigan: 586-753-3700
-  Kalamazoo: 269-567-3500
-  Jackson: 517-780-7690

LWMD Main Office Number 517-373-1170



# Land and Water Management Division