


# Michigan Department of Corrections



Public Act 154 of 2005  
Critical Incident Reports, Section 1013(2)  
January 1, 2005 – December 31, 2005

# Public Act 154 of 2005

## Critical Incident Reports, Section 1013(2)

By February 1, 2006, the department shall report to the senate and house appropriations subcommittees on corrections, the senate and house fiscal agencies, and the state budget director the number of critical incidents occurring each month by type and the number and severity of assaults occurring each month at each facility during calendar year 2005.

# Report Criterion

Data documentation is consistent with  
Michigan Department of Corrections  
Policy Directive 01.05.120  
“Critical Incident Reporting”

# Report Criterion

Assault based Critical Incidents are identified by Assault Categories I-VI

**Category I:** Assault resulting in death or serious physical injury.

**Category II:** Sexual assault with penetration.

**Category III:** Sexual assault without penetration but involving more than intentional non-consensual touching (e.g., use of force, attempted sexual penetration).

**Category IV:** Sexual assault not covered in Category II or III.

**Category V:** Assault with non-serious physical injury.

**Category VI:** Assault with no physical injury.

# Report Criterion

Non-Assault based Critical Incidents are identified by the following categories:

Employee Related

Prisoner Related

Other

# Report Criterion

Data information specifies the actual number of Critical Incident Reports written.

Many Critical Incident Reports may contain more than one situation which constitutes a “Critical Incident”.

(For example: multiple assaults which occur during an incident will be summarized in one written report)

# Division of Data

Correctional Facilities Administration

Region I

Facilities

Region II

Facilities

Region III

Facilities

# Michigan Department of Corrections

Public Act 154 of 2005, Boilerplate Reporting

Critical Incident Reports, Section 1013(2)

January 1, 2005 - December 31, 2005



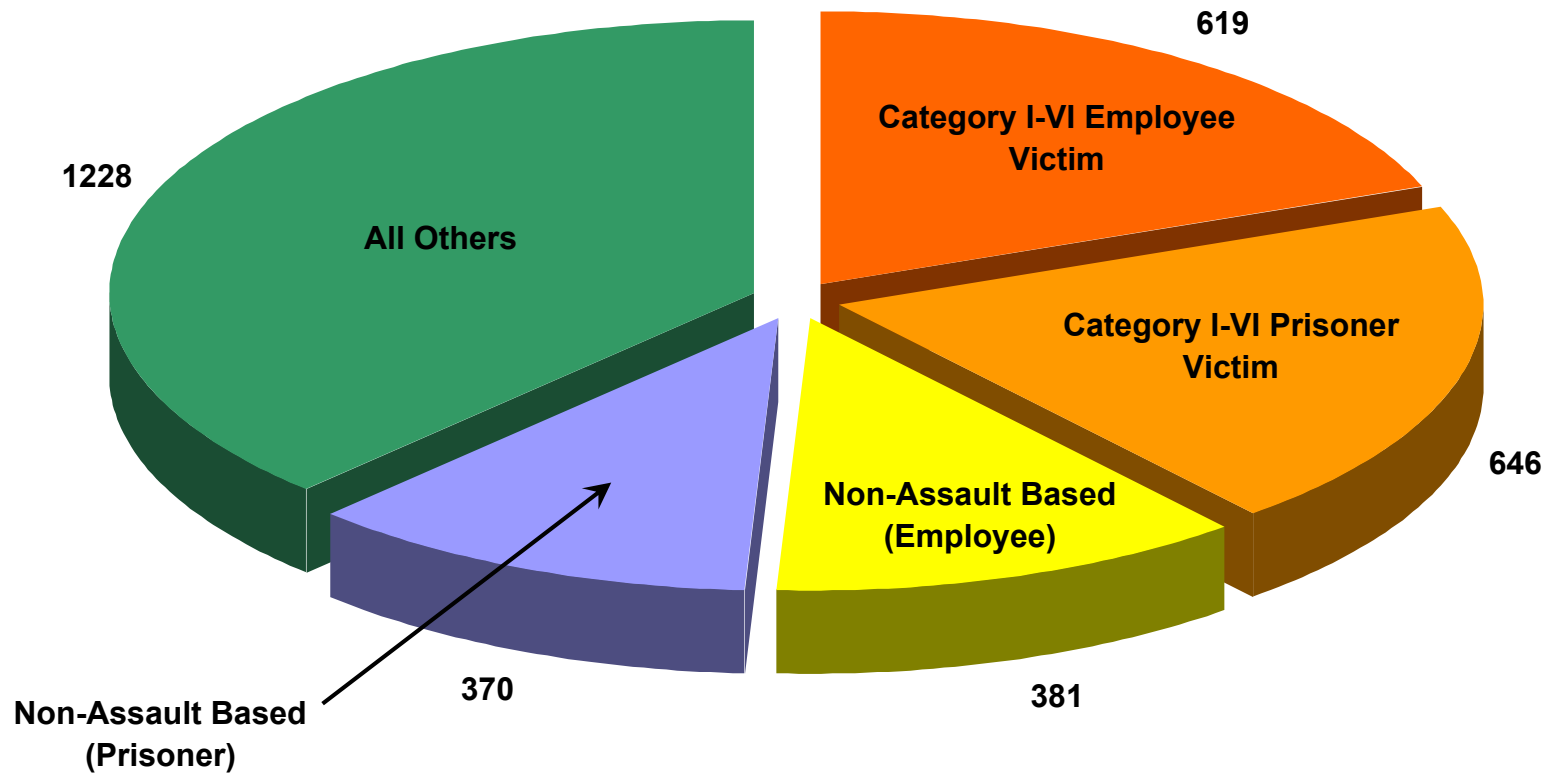
Correctional Facilities Administration

Grandview Plaza Building, 4th Floor, Lansing, MI 48909

➤ Incidents which occurred off duty.

	JAN	FEB	MAR	APR	MAY	JUN	JUL	AUG	SEP	OCT	NOV	DEC	TOTAL
<b>Assault Based Critical Incidents</b>													
<b>Employee Victim</b>													
Category I	0	0	0	0	0	0	0	3	0	0	0	0	3
Category II	0	0	0	0	0	0	0	0	0	0	0	0	0
Category III	0	0	1	0	0	0	0	0	1	0	0	0	2
Category IV	0	0	0	1	0	1	1	2	1	2	0	0	8
Category V	29	14	21	14	14	23	25	25	21	24	20	20	250
Category VI	26	26	32	42	28	25	29	37	25	21	34	31	356
<b>Subtotal (Employee Victim Assault)</b>	<b>55</b>	<b>40</b>	<b>54</b>	<b>57</b>	<b>42</b>	<b>49</b>	<b>55</b>	<b>67</b>	<b>48</b>	<b>47</b>	<b>54</b>	<b>51</b>	<b>619</b>
<b>Prisoner Victim</b>													
Category I	4	0	4	1	2	1	0	2	4	2	3	4	27
Category II	0	4	1	2	2	3	0	0	5	1	6	0	24
Category III	0	0	0	0	0	1	1	1	1	3	2	0	9
Category IV	0	1	3	0	0	2	1	2	3	2	1	1	16
Category V	47	32	42	41	30	33	36	44	32	31	49	35	452
Category VI	8	13	6	7	10	6	13	9	9	14	14	9	118
<b>Subtotal (Prisoner Victim Assault)</b>	<b>59</b>	<b>50</b>	<b>56</b>	<b>51</b>	<b>44</b>	<b>46</b>	<b>51</b>	<b>58</b>	<b>54</b>	<b>53</b>	<b>75</b>	<b>49</b>	<b>646</b>
<b>Non-Assault Based Critical Incidents</b>													
<b>Employee</b>													
➤ Accidental/Natural Death	0	0	0	0	1	0	0	0	1	1	1	0	4
➤ Arrest for Felony or Misdemeanor	6	4	8	7	3	3	6	6	5	6	2	5	61
Firearm/Chemical Agent Discharge	4	11	8	6	3	9	7	4	15	11	3	2	83
Loss/Theft of Firearm/Chemical Agent	2	1	0	0	2	0	5	0	1	3	1	2	17
➤ Prisoner Control / Use of Force	17	10	19	17	24	13	18	21	20	16	15	14	204
➤ Suicide	0	1	0	0	0	0	0	0	0	0	0	0	1
➤ Suicide Attempts	0	0	0	2	3	3	0	0	2	0	0	1	11
<b>Subtotal (Employee Non-Assault)</b>	<b>29</b>	<b>27</b>	<b>35</b>	<b>32</b>	<b>36</b>	<b>28</b>	<b>36</b>	<b>31</b>	<b>44</b>	<b>37</b>	<b>22</b>	<b>24</b>	<b>381</b>
<b>Prisoner</b>													
Accidental/Natural Death	14	19	5	7	13	10	12	11	13	11	18	9	142
Escape	0	0	0	0	0	0	2	2	0	1	0	1	6
Escape Attempt	0	0	0	0	1	0	1	2	0	3	1	2	10
Drug Overdose	3	2	5	6	1	5	3	7	1	0	1	1	35
Sexual Contact w/Offenders	0	2	2	0	1	1	1	2	1	0	0	0	10
Suicide	1	0	0	1	0	1	1	0	0	1	2	0	7
Suicide Attempts	20	11	15	13	18	3	15	17	14	11	11	12	160
<b>Subtotal (Prisoner Non-Assault)</b>	<b>38</b>	<b>34</b>	<b>27</b>	<b>27</b>	<b>34</b>	<b>20</b>	<b>35</b>	<b>41</b>	<b>29</b>	<b>27</b>	<b>33</b>	<b>25</b>	<b>370</b>
<b>Other</b>													
All Other	80	69	79	84	87	107	83	114	85	84	78	70	1020
Natural Disaster/Physical Plant	9	8	10	13	14	26	26	13	9	9	18	10	165
Riot/Disturbance/Hostage/Demonstration	1	0	0	0	0	0	0	4	1	0	1	0	7
Visitor Related	3	0	5	0	4	1	6	5	4	4	1	3	36
<b>Subtotal ("Other")</b>	<b>93</b>	<b>77</b>	<b>94</b>	<b>97</b>	<b>105</b>	<b>134</b>	<b>115</b>	<b>136</b>	<b>99</b>	<b>97</b>	<b>98</b>	<b>83</b>	<b>1228</b>
<b>Grand Total</b>	<b>274</b>	<b>228</b>	<b>266</b>	<b>264</b>	<b>261</b>	<b>277</b>	<b>292</b>	<b>333</b>	<b>274</b>	<b>261</b>	<b>282</b>	<b>232</b>	<b>3244</b>

## CFA Critical Incident Totals, 2005



There were 3244 Critical Incidents in CFA during 2005.  
The data was compiled from 42 Correctional Facilities and 8  
Correctional Camps from January 1, 2005 - December 31, 2005.

# Michigan Department of Corrections

Public Act 154 of 2005, Boilerplate Reporting

Critical Incident Reports, Section 1013(2)

January 1, 2005 - December 31, 2005



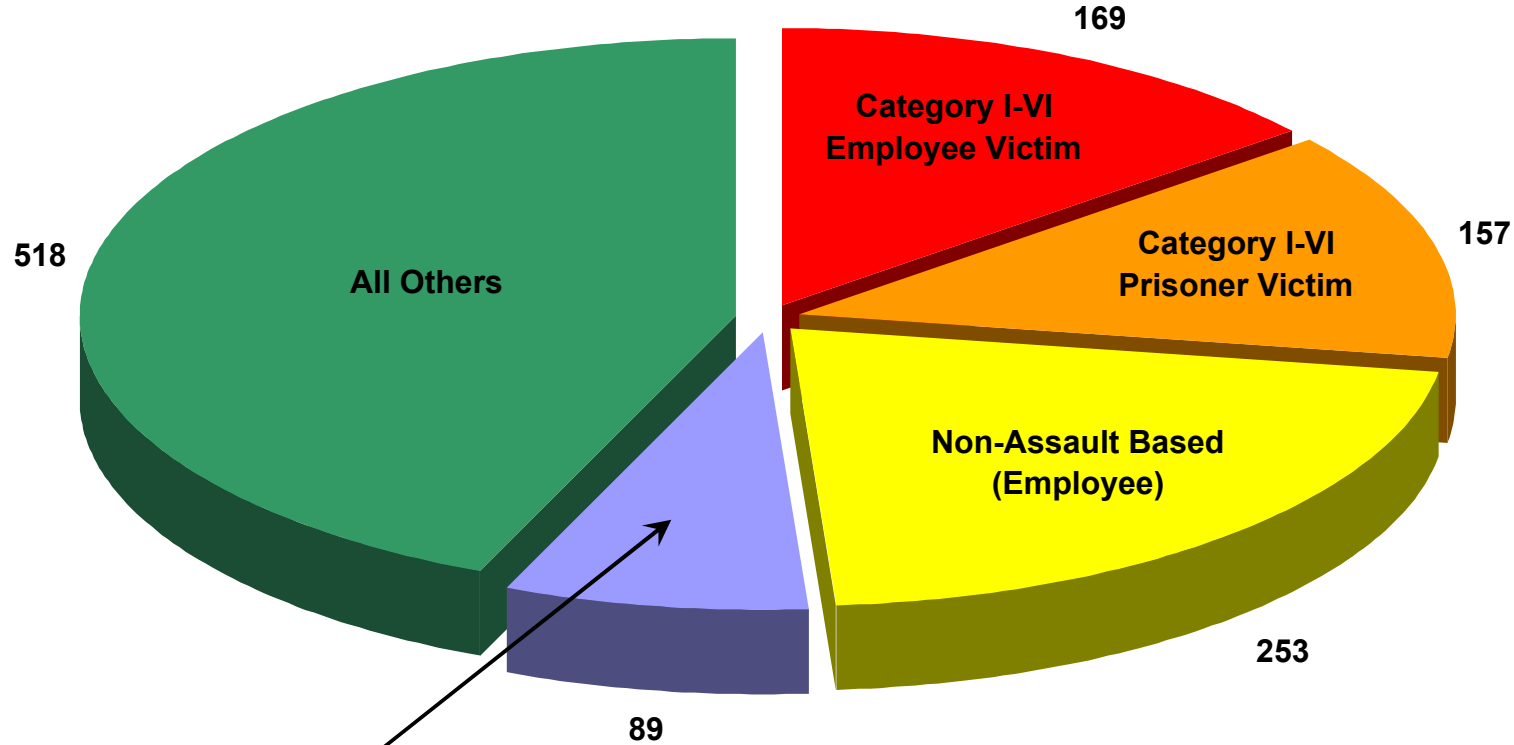
## Region I

4657 W. Industrial Park Drive, Kincheloe, MI 49788

➤ Incidents which occurred off duty.

	JAN	FEB	MAR	APR	MAY	JUN	JUL	AUG	SEP	OCT	NOV	DEC	TOTAL
<b>Assault Based Critical Incidents</b>													
<b>Employee Victim</b>													
Category I	0	0	0	0	0	0	0	1	0	0	0	0	1
Category II	0	0	0	0	0	0	0	0	0	0	0	0	0
Category III	0	0	0	0	0	0	0	0	0	0	0	0	0
Category IV	0	0	0	0	0	1	0	0	0	1	0	0	2
Category V	3	1	8	2	5	5	6	9	7	7	7	7	62
Category VI	7	9	5	12	6	8	11	15	9	4	11	7	104
<b>Subtotal (Employee Victim Assault)</b>	<b>10</b>	<b>10</b>	<b>13</b>	<b>14</b>	<b>11</b>	<b>14</b>	<b>17</b>	<b>25</b>	<b>16</b>	<b>12</b>	<b>18</b>	<b>9</b>	<b>169</b>
<b>Prisoner Victim</b>													
Category I	0	0	1	1	0	0	0	0	0	1	0	2	5
Category II	0	0	0	1	0	1	0	0	0	0	1	0	3
Category III	0	0	0	0	0	0	0	0	0	0	0	0	0
Category IV	0	0	0	0	0	0	0	0	0	1	0	0	1
Category V	11	7	14	9	7	8	14	17	10	10	12	9	128
Category VI	1	6	1	0	2	0	1	2	1	1	1	4	20
<b>Subtotal (Prisoner Victim Assault)</b>	<b>12</b>	<b>13</b>	<b>16</b>	<b>11</b>	<b>9</b>	<b>9</b>	<b>15</b>	<b>19</b>	<b>11</b>	<b>13</b>	<b>14</b>	<b>15</b>	<b>157</b>
<b>Non-Assault Based Critical Incidents</b>													
<b>Employee</b>													
➤ Accidental/Natural Death	0	0	0	0	0	0	0	0	0	0	0	0	0
➤ Arrest for Felony or Misdemeanor	3	1	2	1	2	2	2	2	1	3	2	0	21
➤ Firearm/Chemical Agent Discharge	3	9	7	3	2	7	5	4	11	10	1	1	63
➤ Loss/Theft of Firearm/Chemical Agent	1	1	0	0	1	0	5	0	1	3	1	2	15
➤ Prisoner Control / Use of Force	10	6	12	15	15	9	15	19	13	10	10	11	145
➤ Suicide	0	1	0	0	0	0	0	0	0	0	0	0	1
➤ Suicide Attempts	0	0	0	1	2	3	0	0	2	0	0	0	8
<b>Subtotal (Employee Non-Assault)</b>	<b>17</b>	<b>18</b>	<b>21</b>	<b>20</b>	<b>22</b>	<b>21</b>	<b>27</b>	<b>25</b>	<b>28</b>	<b>26</b>	<b>14</b>	<b>14</b>	<b>253</b>
<b>Prisoner</b>													
Accidental/Natural Death	1	2	0	0	1	3	1	0	2	2	1	0	13
Escape	0	0	0	0	0	0	0	2	0	0	0	0	2
Escape Attempt	0	0	0	0	0	0	0	1	0	0	0	0	1
Drug Overdose	2	1	2	3	1	5	3	5	0	0	1	0	23
Sexual Contact w/Offenders	0	0	1	0	0	0	0	0	0	0	0	0	1
Suicide	0	0	0	0	0	1	0	0	0	0	1	0	2
Suicide Attempts	5	1	5	5	5	1	7	7	4	2	4	1	47
<b>Subtotal (Prisoner Non-Assault)</b>	<b>8</b>	<b>4</b>	<b>8</b>	<b>8</b>	<b>7</b>	<b>10</b>	<b>11</b>	<b>15</b>	<b>6</b>	<b>4</b>	<b>7</b>	<b>1</b>	<b>89</b>
<b>Other</b>													
All Other	36	45	30	33	32	53	41	55	33	37	34	22	451
Natural Disaster/Physical Plant	6	2	0	6	6	7	8	7	3	2	9	2	58
Riot/Disturbance/Hostage/Demonstration	1	0	0	0	0	0	0	0	0	0	0	0	1
Visitor Related	0	0	2	0	2	0	0	0	2	2	0	0	8
<b>Subtotal ("Other")</b>	<b>43</b>	<b>47</b>	<b>32</b>	<b>39</b>	<b>40</b>	<b>60</b>	<b>49</b>	<b>62</b>	<b>38</b>	<b>41</b>	<b>43</b>	<b>24</b>	<b>518</b>
<b>Grand Total</b>	<b>90</b>	<b>92</b>	<b>90</b>	<b>92</b>	<b>89</b>	<b>114</b>	<b>119</b>	<b>146</b>	<b>99</b>	<b>96</b>	<b>96</b>	<b>63</b>	<b>1186</b>

# Region I Critical Incident Totals, 2005



Non-Assault Based (Prisoner)

There were 1186 Critical Incidents in Region I during 2005. The data was compiled from 13 Correctional Facilities and 5 Correctional Camps from January 1, 2005 - December 31, 2005.

# Michigan Department of Corrections

Public Act 154 of 2005, Boilerplate Reporting

Critical Incident Reports, Section 1013(2)

January 1, 2005 - December 31, 2005



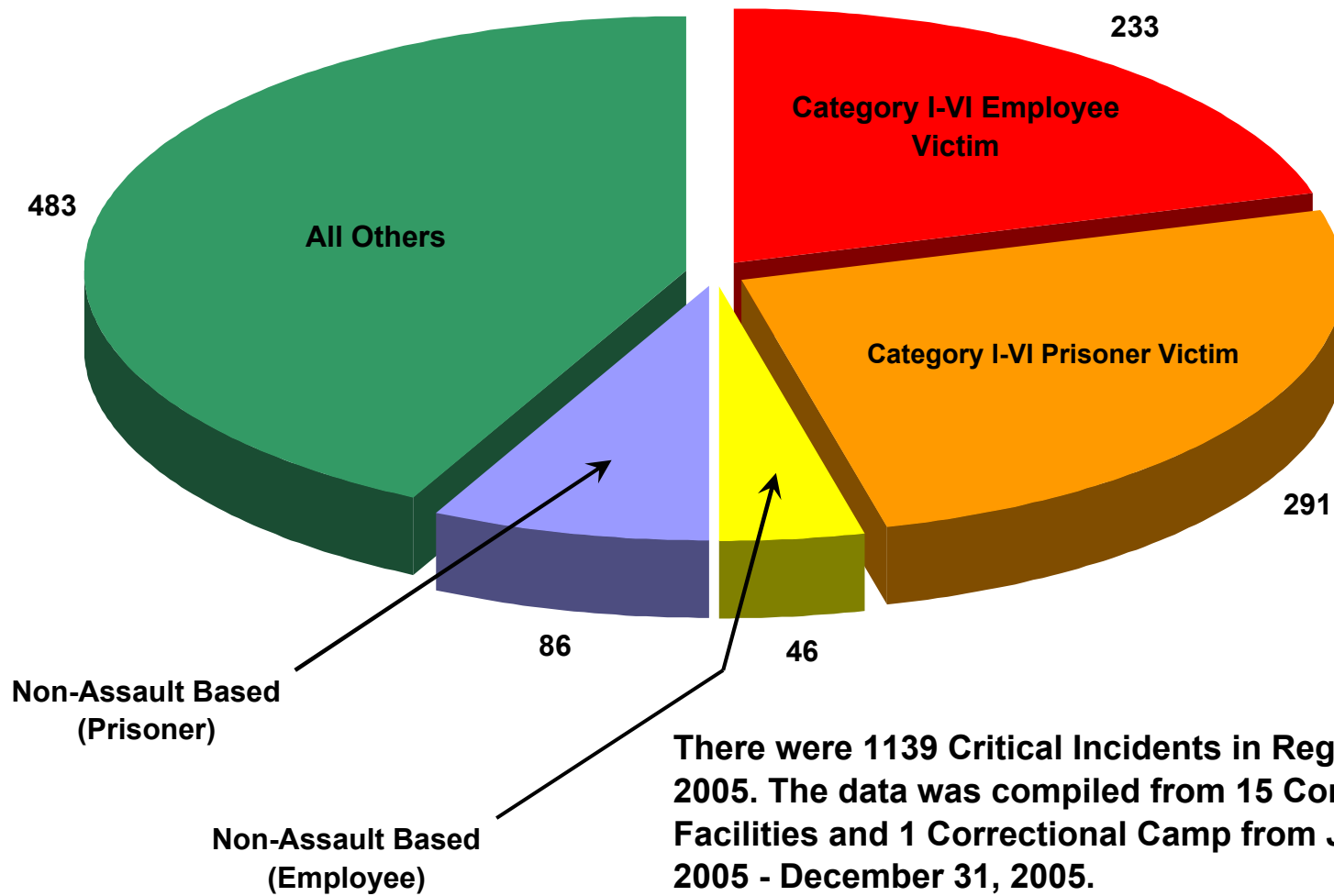
## Region II

777 W. Riverside Drive, Ionia, MI 48846

### Incidents which occurred off duty.

	JAN	FEB	MAR	APR	MAY	JUN	JUL	AUG	SEP	OCT	NOV	DEC	TOTAL
<b>Assault Based Critical Incidents</b>													
<b>Employee Victim</b>													
Category I	0	0	0	0	0	0	0	2	0	0	0	0	2
Category II	0	0	0	0	0	0	0	0	0	0	0	0	0
Category III	0	0	1	0	0	0	0	0	0	0	0	0	1
Category IV	0	0	0	0	0	0	1	2	0	0	0	0	3
Category V	7	7	6	5	3	11	8	9	7	8	4	7	82
Category VI	16	13	14	13	10	7	10	10	6	13	18	15	145
<b>Subtotal (Employee Victim Assault)</b>	<b>23</b>	<b>20</b>	<b>21</b>	<b>18</b>	<b>13</b>	<b>18</b>	<b>19</b>	<b>23</b>	<b>13</b>	<b>21</b>	<b>22</b>	<b>22</b>	<b>233</b>
<b>Prisoner Victim</b>													
Category I	2	0	2	0	2	1	0	2	3	0	3	1	16
Category II	0	3	1	1	0	1	0	0	1	0	4	0	11
Category III	0	0	0	0	0	1	0	0	0	3	1	0	5
Category IV	0	0	1	0	0	1	1	1	1	1	1	0	7
Category V	20	18	15	17	9	16	9	13	9	12	29	16	183
Category VI	5	6	5	5	3	5	7	7	6	10	8	2	69
<b>Subtotal (Prisoner Victim Assault)</b>	<b>27</b>	<b>27</b>	<b>24</b>	<b>23</b>	<b>14</b>	<b>25</b>	<b>17</b>	<b>23</b>	<b>20</b>	<b>26</b>	<b>46</b>	<b>19</b>	<b>291</b>
<b>Non-Assault Based Critical Incidents</b>													
<b>Employee</b>													
Accidental/Natural Death	0	0	0	0	1	0	0	0	0	0	0	0	1
Arrest for Felony or Misdemeanor	0	1	4	2	1	1	4	3	1	1	0	2	20
Firearm/Chemical Agent Discharge	1	2	1	3	1	2	2	0	4	1	2	1	20
Loss/Theft of Firearm/Chemical Agent	0	0	0	0	1	0	0	0	0	0	0	0	1
Prisoner Control / Use of Force	0	0	0	0	0	0	0	0	0	0	0	2	2
Suicide	0	0	0	0	0	0	0	0	0	0	0	0	0
Suicide Attempts	0	0	0	1	0	0	0	0	0	0	0	1	2
<b>Subtotal (Employee Non-Assault)</b>	<b>1</b>	<b>3</b>	<b>5</b>	<b>6</b>	<b>4</b>	<b>3</b>	<b>6</b>	<b>3</b>	<b>5</b>	<b>2</b>	<b>2</b>	<b>6</b>	<b>46</b>
<b>Prisoner</b>													
Accidental/Natural Death	2	1	0	2	0	0	2	2	2	0	5	1	17
Escape	0	0	0	0	0	0	0	0	0	1	0	0	1
Escape Attempt	0	0	0	0	1	0	1	0	2	0	0	0	5
Drug Overdose	1	0	2	1	0	0	0	1	1	0	0	1	7
Sexual Contact w/Offenders	0	2	0	0	0	0	0	0	0	0	0	0	2
Suicide	1	0	0	0	0	0	1	0	0	0	0	0	2
Suicide Attempts	5	5	3	4	6	1	6	4	5	6	3	4	52
<b>Subtotal (Prisoner Non-Assault)</b>	<b>9</b>	<b>8</b>	<b>5</b>	<b>7</b>	<b>7</b>	<b>1</b>	<b>10</b>	<b>8</b>	<b>8</b>	<b>9</b>	<b>8</b>	<b>6</b>	<b>86</b>
<b>Other</b>													
All Other	35	18	28	36	39	39	26	42	34	32	20	42	391
Natural Disaster/Physical Plant	2	3	5	6	4	15	12	3	3	4	7	4	68
Riot/Disturbance/Hostage/Demonstration	0	0	0	0	0	0	0	3	1	0	1	0	5
Visitor Related	2	0	1	0	2	1	6	2	1	0	1	3	19
<b>Subtotal ("Other")</b>	<b>39</b>	<b>21</b>	<b>34</b>	<b>42</b>	<b>45</b>	<b>55</b>	<b>44</b>	<b>50</b>	<b>39</b>	<b>36</b>	<b>29</b>	<b>49</b>	<b>483</b>
<b>Grand Total</b>	<b>99</b>	<b>79</b>	<b>89</b>	<b>96</b>	<b>83</b>	<b>102</b>	<b>96</b>	<b>107</b>	<b>85</b>	<b>94</b>	<b>107</b>	<b>102</b>	<b>1139</b>

## Region II Critical Incident Totals, 2005



# Michigan Department of Corrections

Public Act 154 of 2005, Boilerplate Reporting

Critical Incident Reports, Section 1013(2)

January 1, 2005 - December 31, 2005



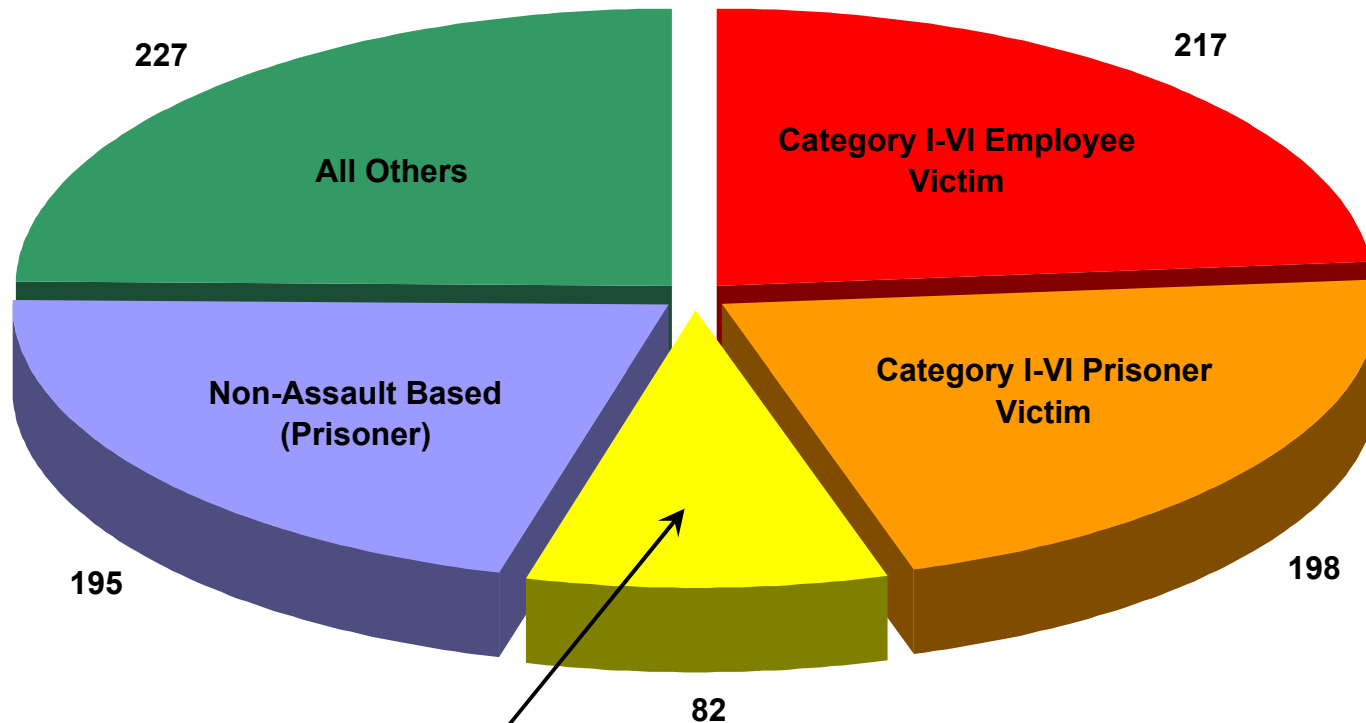
Region III

3955 Cooper Street, Jackson, MI 49201

➤ Incidents which occurred off duty.

	JAN	FEB	MAR	APR	MAY	JUN	JUL	AUG	SEP	OCT	NOV	DEC	TOTAL
<b>Assault Based Critical Incidents</b>													
<b>Employee Victim</b>													
Category I	0	0	0	0	0	0	0	0	0	0	0	0	0
Category II	0	0	0	0	0	0	0	0	0	0	0	0	0
Category III	0	0	0	0	0	0	0	0	1	0	0	0	1
Category IV	0	0	0	1	0	0	0	0	1	1	0	0	3
Category V	19	6	7	7	6	7	11	7	7	9	9	11	106
Category VI	3	4	13	17	12	10	8	12	10	4	5	9	107
<b>Subtotal (Employee Victim Assault)</b>	<b>22</b>	<b>10</b>	<b>20</b>	<b>25</b>	<b>18</b>	<b>17</b>	<b>19</b>	<b>19</b>	<b>19</b>	<b>14</b>	<b>14</b>	<b>20</b>	<b>217</b>
<b>Prisoner Victim</b>													
Category I	2	0	1	0	0	0	0	0	1	1	0	1	6
Category II	0	1	0	0	2	1	0	0	4	1	1	0	10
Category III	0	0	0	0	0	0	1	1	1	0	1	0	4
Category IV	0	1	2	0	0	1	0	1	2	0	0	1	8
Category V	16	7	13	15	14	9	13	14	13	9	8	10	141
Category VI	2	1	0	2	5	1	5	0	2	3	5	3	29
<b>Subtotal (Prisoner Victim Assault)</b>	<b>20</b>	<b>10</b>	<b>16</b>	<b>17</b>	<b>21</b>	<b>12</b>	<b>19</b>	<b>16</b>	<b>23</b>	<b>14</b>	<b>15</b>	<b>15</b>	<b>198</b>
<b>Non-Assault Based Critical Incidents</b>													
<b>Employee</b>													
➤ Accidental/Natural Death	0	0	0	0	0	0	0	0	1	1	1	0	3
➤ Arrest for Felony or Misdemeanor	3	2	2	4	0	0	0	1	3	2	0	3	20
Firearm/Chemical Agent Discharge	0	0	0	0	0	0	0	0	0	0	0	0	0
Loss/Theft of Firearm/Chemical Agent	1	0	0	0	0	0	0	0	0	0	0	0	1
➤ Prisoner Control / Use of Force	7	4	7	2	9	4	3	2	7	6	5	1	57
➤ Suicide	0	0	0	0	0	0	0	0	0	0	0	0	0
➤ Suicide Attempts	0	0	0	0	1	0	0	0	0	0	0	0	1
<b>Subtotal (Employee Non-Assault)</b>	<b>11</b>	<b>6</b>	<b>9</b>	<b>6</b>	<b>10</b>	<b>4</b>	<b>3</b>	<b>3</b>	<b>11</b>	<b>9</b>	<b>6</b>	<b>4</b>	<b>82</b>
<b>Prisoner</b>													
Accidental/Natural Death	11	16	5	5	12	7	9	9	9	9	12	8	112
Escape	0	0	0	0	0	0	2	0	0	0	0	1	3
Escape Attempt	0	0	0	0	0	0	0	0	0	1	1	2	4
Drug Overdose	0	1	1	2	0	0	0	1	0	0	0	0	5
Sexual Contact w/Offenders	0	0	1	0	1	1	1	2	1	0	0	0	7
Suicide	0	0	0	1	0	0	0	0	0	1	1	0	3
Suicide Attempts	10	5	7	4	7	1	2	6	5	3	4	7	61
<b>Subtotal (Prisoner Non-Assault)</b>	<b>21</b>	<b>22</b>	<b>14</b>	<b>12</b>	<b>20</b>	<b>9</b>	<b>14</b>	<b>18</b>	<b>15</b>	<b>14</b>	<b>18</b>	<b>18</b>	<b>195</b>
<b>Other</b>													
All Other	9	6	21	15	16	15	16	17	18	15	24	6	178
Natural Disaster/Physical Plant	1	3	5	1	4	4	6	3	3	3	2	4	39
Riot/Disturbance/Hostage/Demonstration	0	0	0	0	0	0	0	1	0	0	0	0	1
Visitor Related	1	0	2	0	0	0	0	3	1	2	0	0	9
<b>Subtotal ("Other")</b>	<b>11</b>	<b>9</b>	<b>28</b>	<b>16</b>	<b>20</b>	<b>19</b>	<b>22</b>	<b>24</b>	<b>22</b>	<b>20</b>	<b>26</b>	<b>10</b>	<b>227</b>
<b>Grand Total</b>	<b>85</b>	<b>57</b>	<b>87</b>	<b>76</b>	<b>89</b>	<b>61</b>	<b>77</b>	<b>80</b>	<b>90</b>	<b>71</b>	<b>79</b>	<b>67</b>	<b>919</b>

## Region III Critical Incident Totals, 2005



Non-Assault Based  
(Employee)

There were 919 Critical Incidents in Region III during 2005. The data was compiled from 16 Correctional Facilities and 2 Correctional Camps from January 1, 2005 - December 31, 2005.

# Michigan Department of Corrections

Public Act 154 of 2005, Boilerplate Reporting

Critical Incident Reports, Section 1013(2)

January 1, 2005 - December 31, 2005

Florence Crane Correctional Facility

38 Fourth Street, Coldwater, MI 49036



**Incidents which occurred off duty.**

	JAN	FEB	MAR	APR	MAY	JUN	JUL	AUG	SEP	OCT	NOV	DEC	TOTAL
<b>Assault Based Critical Incidents</b>													
<b>Employee Victim</b>													
Category I	0	0	0	0	0	0	0	0	0	0	0	0	0
Category II	0	0	0	0	0	0	0	0	0	0	0	0	0
Category III	0	0	0	0	0	0	0	0	0	0	0	0	0
Category IV	0	0	0	0	0	0	0	0	0	0	0	0	0
Category V	0	0	0	0	1	0	0	0	0	0	0	1	2
Category VI	0	0	0	0	0	0	1	0	0	0	1	0	2
<b>Subtotal (Employee Victim Assault)</b>	<b>0</b>	<b>0</b>	<b>0</b>	<b>0</b>	<b>1</b>	<b>0</b>	<b>1</b>	<b>0</b>	<b>0</b>	<b>0</b>	<b>1</b>	<b>1</b>	<b>4</b>
<b>Prisoner Victim</b>													
Category I	0	0	0	0	0	0	0	2	0	0	1	1	4
Category II	0	0	0	0	0	0	0	0	0	0	0	0	0
Category III	0	0	0	0	0	0	0	0	0	1	0	0	1
Category IV	0	0	0	0	0	0	0	0	0	0	0	0	0
Category V	1	1	1	2	0	0	0	0	0	1	0	1	7
Category VI	0	0	0	0	1	0	1	0	0	1	0	0	3
<b>Subtotal (Prisoner Victim Assault)</b>	<b>1</b>	<b>1</b>	<b>1</b>	<b>2</b>	<b>1</b>	<b>0</b>	<b>1</b>	<b>2</b>	<b>0</b>	<b>3</b>	<b>1</b>	<b>2</b>	<b>15</b>
<b>Non-Assault Based Critical Incidents</b>													
<b>Employee</b>													
Accidental/Natural Death	0	0	0	0	0	0	0	0	0	0	0	0	0
Arrest for Felony or Misdemeanor	0	0	0	0	0	0	0	0	0	0	0	0	0
Firearm/Chemical Agent Discharge	0	0	0	0	0	0	0	0	0	0	0	0	0
Loss/Theft of Firearm/Chemical Agent	0	0	0	0	0	0	0	0	0	0	0	0	0
Prisoner Control / Use of Force	0	0	0	0	0	0	0	0	0	0	0	0	0
Suicide	0	0	0	0	0	0	0	0	0	0	0	0	0
Suicide Attempts	0	0	0	0	0	0	0	0	0	0	0	0	0
<b>Subtotal (Employee Non-Assault)</b>	<b>0</b>	<b>0</b>	<b>0</b>	<b>0</b>	<b>0</b>	<b>0</b>	<b>0</b>	<b>0</b>	<b>0</b>	<b>0</b>	<b>0</b>	<b>0</b>	<b>0</b>
<b>Prisoner</b>													
Accidental/Natural Death	0	0	0	0	0	0	1	0	0	0	0	0	1
Escape	0	0	0	0	0	0	0	0	0	0	0	0	0
Escape Attempt	0	0	0	0	0	0	0	0	0	0	0	0	0
Drug Overdose	0	0	0	0	0	0	0	0	0	0	0	0	0
Sexual Contact w/Offenders	0	0	0	0	0	0	0	0	0	0	0	0	0
Suicide	0	0	0	0	0	0	0	0	0	0	0	0	0
Suicide Attempts	0	0	0	0	0	0	1	0	0	0	0	0	1
<b>Subtotal (Prisoner Non-Assault)</b>	<b>0</b>	<b>0</b>	<b>0</b>	<b>0</b>	<b>0</b>	<b>0</b>	<b>2</b>	<b>0</b>	<b>0</b>	<b>0</b>	<b>0</b>	<b>0</b>	<b>2</b>
<b>Other</b>													
All Other	3	1	1	0	0	1	1	0	3	0	1	0	11
Natural Disaster/Physical Plant	2	0	1	1	1	1	0	0	0	0	0	0	6
Riot/Disturbance/Hostage/Demonstration	0	0	0	0	0	0	0	0	0	0	0	0	0
Visitor Related	0	0	0	0	0	0	0	0	0	0	0	0	0
<b>Subtotal ("Other")</b>	<b>5</b>	<b>1</b>	<b>2</b>	<b>1</b>	<b>1</b>	<b>2</b>	<b>1</b>	<b>0</b>	<b>3</b>	<b>0</b>	<b>1</b>	<b>0</b>	<b>17</b>
<b>Grand Total</b>	<b>6</b>	<b>2</b>	<b>3</b>	<b>3</b>	<b>3</b>	<b>2</b>	<b>5</b>	<b>2</b>	<b>3</b>	<b>3</b>	<b>3</b>	<b>3</b>	<b>38</b>

# Michigan Department of Corrections

Public Act 154 of 2005, Boilerplate Reporting

Critical Incident Reports, Section 1013(2)

January 1, 2005 - December 31, 2005

Baraga Maximum Correctional Facility

301 Wadaga Road, Baraga, MI 49908



**Incidents which occurred off duty.**

	JAN	FEB	MAR	APR	MAY	JUN	JUL	AUG	SEP	OCT	NOV	DEC	TOTAL
<b>Assault Based Critical Incidents</b>													
<b>Employee Victim</b>													
Category I	0	0	0	0	0	0	0	0	0	0	0	0	0
Category II	0	0	0	0	0	0	0	0	0	0	0	0	0
Category III	0	0	0	0	0	0	0	0	0	0	0	0	0
Category IV	0	0	0	0	0	0	0	0	0	0	0	0	0
Category V	0	0	3	0	0	0	0	3	0	3	0	1	10
Category VI	2	2	1	1	1	2	4	3	1	0	3	1	21
<b>Subtotal (Employee Victim Assault)</b>	<b>2</b>	<b>2</b>	<b>4</b>	<b>1</b>	<b>1</b>	<b>2</b>	<b>4</b>	<b>6</b>	<b>1</b>	<b>3</b>	<b>3</b>	<b>2</b>	<b>31</b>
<b>Prisoner Victim</b>													
Category I	0	0	0	0	0	0	0	0	0	0	0	0	0
Category II	0	0	0	0	0	0	0	0	0	0	0	0	0
Category III	0	0	0	0	0	0	0	0	0	0	0	0	0
Category IV	0	0	0	0	0	0	0	0	0	0	0	0	0
Category V	0	0	0	0	0	0	0	1	0	0	0	0	1
Category VI	0	0	0	0	0	0	0	0	0	0	0	0	0
<b>Subtotal (Prisoner Victim Assault)</b>	<b>0</b>	<b>0</b>	<b>0</b>	<b>0</b>	<b>0</b>	<b>0</b>	<b>0</b>	<b>1</b>	<b>0</b>	<b>0</b>	<b>0</b>	<b>0</b>	<b>1</b>
<b>Non-Assault Based Critical Incidents</b>													
<b>Employee</b>													
Accidental/Natural Death	0	0	0	0	0	0	0	0	0	0	0	0	0
Arrest for Felony or Misdemeanor	0	0	0	0	1	0	0	0	0	0	0	0	1
Firearm/Chemical Agent Discharge	0	0	0	0	0	0	0	0	0	0	0	0	0
Loss/Theft of Firearm/Chemical Agent	0	0	0	0	0	0	0	0	0	0	0	0	0
Prisoner Control / Use of Force	0	0	0	0	0	0	0	0	0	0	0	0	0
Suicide	0	0	0	0	0	0	0	0	0	0	0	0	0
Suicide Attempts	0	0	0	0	0	0	0	0	0	0	0	0	0
<b>Subtotal (Employee Non-Assault)</b>	<b>0</b>	<b>0</b>	<b>0</b>	<b>0</b>	<b>1</b>	<b>0</b>	<b>0</b>	<b>0</b>	<b>0</b>	<b>0</b>	<b>0</b>	<b>0</b>	<b>1</b>
<b>Prisoner</b>													
Accidental/Natural Death	0	0	0	0	0	0	0	0	1	0	0	0	1
Escape	0	0	0	0	0	0	0	1	0	0	0	0	1
Escape Attempt	0	0	0	0	0	0	0	0	0	0	0	0	0
Drug Overdose	0	0	0	0	0	0	0	1	0	0	0	0	1
Sexual Contact w/Offenders	0	0	0	0	0	0	0	0	0	0	0	0	0
Suicide	0	0	0	0	0	0	0	0	0	0	0	0	0
Suicide Attempts	0	0	1	0	0	0	0	1	0	0	1	1	4
<b>Subtotal (Prisoner Non-Assault)</b>	<b>0</b>	<b>0</b>	<b>1</b>	<b>0</b>	<b>0</b>	<b>0</b>	<b>0</b>	<b>3</b>	<b>1</b>	<b>0</b>	<b>1</b>	<b>1</b>	<b>7</b>
<b>Other</b>													
All Other	1	4	3	5	2	6	3	4	4	4	6	1	43
Natural Disaster/Physical Plant	0	0	0	0	1	0	0	0	0	0	0	0	1
Riot/Disturbance/Hostage/Demonstration	0	0	0	0	0	0	0	0	0	0	0	0	0
Visitor Related	0	0	0	0	0	0	0	0	0	0	0	0	0
<b>Subtotal ("Other")</b>	<b>1</b>	<b>4</b>	<b>3</b>	<b>5</b>	<b>3</b>	<b>6</b>	<b>3</b>	<b>4</b>	<b>4</b>	<b>4</b>	<b>6</b>	<b>1</b>	<b>44</b>
<b>Grand Total</b>	<b>3</b>	<b>6</b>	<b>8</b>	<b>6</b>	<b>5</b>	<b>8</b>	<b>7</b>	<b>14</b>	<b>6</b>	<b>7</b>	<b>10</b>	<b>4</b>	<b>84</b>

# Michigan Department of Corrections

Public Act 154 of 2005, Boilerplate Reporting

Critical Incident Reports, Section 1013(2)

January 1, 2005 - December 31, 2005

Gus Harrison Correctional Facility

2727 E. Beecher Street, Adrian, MI 49221



**Incidents which occurred off duty.**

	JAN	FEB	MAR	APR	MAY	JUN	JUL	AUG	SEP	OCT	NOV	DEC	TOTAL
<b>Assault Based Critical Incidents</b>													
<b>Employee Victim</b>													
Category I	0	0	0	0	0	0	0	0	0	0	0	0	0
Category II	0	0	0	0	0	0	0	0	0	0	0	0	0
Category III	0	0	0	0	0	0	0	0	0	0	0	0	0
Category IV	0	0	0	0	0	0	0	0	1	1	0	0	2
Category V	2	0	0	0	0	1	2	0	0	1	0	0	6
Category VI	0	0	0	0	0	0	0	0	1	0	1	0	2
<b>Subtotal (Employee Victim Assault)</b>	<b>2</b>	<b>0</b>	<b>0</b>	<b>0</b>	<b>0</b>	<b>1</b>	<b>2</b>	<b>0</b>	<b>2</b>	<b>2</b>	<b>1</b>	<b>0</b>	<b>10</b>
<b>Prisoner Victim</b>													
Category I	1	0	0	0	0	0	0	0	1	0	0	0	2
Category II	0	0	0	0	1	0	0	0	0	0	0	0	1
Category III	0	0	0	0	0	0	0	1	0	0	0	0	1
Category IV	0	0	0	0	0	0	0	0	0	0	0	0	0
Category V	3	1	1	0	3	2	4	3	4	0	0	0	21
Category VI	0	0	0	0	0	0	0	0	0	0	0	0	0
<b>Subtotal (Prisoner Victim Assault)</b>	<b>4</b>	<b>1</b>	<b>1</b>	<b>0</b>	<b>4</b>	<b>2</b>	<b>4</b>	<b>4</b>	<b>5</b>	<b>0</b>	<b>0</b>	<b>0</b>	<b>25</b>
<b>Non-Assault Based Critical Incidents</b>													
<b>Employee</b>													
Accidental/Natural Death	0	0	0	0	0	0	0	0	0	0	0	0	0
Arrest for Felony or Misdemeanor	0	0	0	0	0	0	0	0	0	0	0	1	1
Firearm/Chemical Agent Discharge	0	0	0	0	0	0	0	0	0	0	0	0	0
Loss/Theft of Firearm/Chemical Agent	0	0	0	0	0	0	0	0	0	0	0	0	0
Prisoner Control / Use of Force	0	0	0	0	0	0	0	0	1	0	1	0	2
Suicide	0	0	0	0	0	0	0	0	0	0	0	0	0
Suicide Attempts	0	0	0	0	0	0	0	0	0	0	0	0	0
<b>Subtotal (Employee Non-Assault)</b>	<b>0</b>	<b>0</b>	<b>0</b>	<b>0</b>	<b>0</b>	<b>0</b>	<b>0</b>	<b>0</b>	<b>1</b>	<b>0</b>	<b>1</b>	<b>1</b>	<b>3</b>
<b>Prisoner</b>													
Accidental/Natural Death	0	1	0	0	2	0	0	0	2	0	1	0	6
Escape	0	0	0	0	0	0	0	0	0	0	0	1	1
Escape Attempt	0	0	0	0	0	0	0	0	0	0	1	1	2
Drug Overdose	0	1	1	2	0	0	0	0	0	0	0	0	4
Sexual Contact w/Offenders	0	0	0	0	1	0	0	1	0	0	0	0	2
Suicide	0	0	0	0	0	0	0	0	0	0	0	0	0
Suicide Attempts	0	1	1	0	0	0	0	2	0	0	1	0	5
<b>Subtotal (Prisoner Non-Assault)</b>	<b>0</b>	<b>3</b>	<b>2</b>	<b>2</b>	<b>3</b>	<b>0</b>	<b>0</b>	<b>3</b>	<b>2</b>	<b>0</b>	<b>3</b>	<b>2</b>	<b>20</b>
<b>Other</b>													
All Other	2	0	1	4	2	2	2	5	5	3	5	0	31
Natural Disaster/Physical Plant	0	0	0	0	1	0	0	1	1	0	0	0	3
Riot/Disturbance/Hostage/Demonstration	0	0	0	0	0	0	0	0	0	0	0	0	0
Visitor Related	0	0	0	0	0	0	0	0	0	0	0	0	0
<b>Subtotal ("Other")</b>	<b>2</b>	<b>0</b>	<b>1</b>	<b>4</b>	<b>3</b>	<b>2</b>	<b>2</b>	<b>6</b>	<b>6</b>	<b>3</b>	<b>5</b>	<b>0</b>	<b>34</b>
<b>Grand Total</b>	<b>8</b>	<b>4</b>	<b>4</b>	<b>6</b>	<b>10</b>	<b>5</b>	<b>8</b>	<b>13</b>	<b>16</b>	<b>5</b>	<b>10</b>	<b>3</b>	<b>92</b>

# Michigan Department of Corrections

Public Act 154 of 2005, Boilerplate Reporting

Critical Incident Reports, Section 1013(2)

January 1, 2005 - December 31, 2005

Parr Highway Correctional Facility

2727 E. Beecher Street, Adrian, MI 49221



**Incidents which occurred off duty.**

	JAN	FEB	MAR	APR	MAY	JUN	JUL	AUG	SEP	OCT	NOV	DEC	TOTAL
<b>Assault Based Critical Incidents</b>													
<b>Employee Victim</b>													
Category I	0	0	0	0	0	0	0	0	0	0	0	0	0
Category II	0	0	0	0	0	0	0	0	0	0	0	0	0
Category III	0	0	0	0	0	0	0	0	0	0	0	0	0
Category IV	0	0	0	1	0	0	0	0	0	0	0	0	1
Category V	0	0	0	0	0	0	0	0	0	0	0	0	0
Category VI	0	0	1	0	0	1	0	0	1	0	0	0	3
<b>Subtotal (Employee Victim Assault)</b>	<b>0</b>	<b>0</b>	<b>1</b>	<b>1</b>	<b>0</b>	<b>1</b>	<b>0</b>	<b>0</b>	<b>1</b>	<b>0</b>	<b>0</b>	<b>0</b>	<b>4</b>
<b>Prisoner Victim</b>													
Category I	0	0	0	0	0	0	0	0	0	0	0	0	0
Category II	0	0	0	0	0	0	0	0	0	0	0	0	0
Category III	0	0	0	0	0	0	0	0	0	0	0	0	0
Category IV	0	0	0	0	0	0	0	0	0	0	0	0	0
Category V	1	1	0	0	0	0	0	0	0	0	0	0	2
Category VI	0	0	0	0	0	0	0	0	0	0	0	0	0
<b>Subtotal (Prisoner Victim Assault)</b>	<b>1</b>	<b>1</b>	<b>0</b>	<b>0</b>	<b>0</b>	<b>0</b>	<b>0</b>	<b>0</b>	<b>0</b>	<b>0</b>	<b>0</b>	<b>0</b>	<b>2</b>
<b>Non-Assault Based Critical Incidents</b>													
<b>Employee</b>													
Accidental/Natural Death	0	0	0	0	0	0	0	0	1	0	0	0	1
Arrest for Felony or Misdemeanor	0	0	0	0	0	0	0	0	0	0	0	0	0
Firearm/Chemical Agent Discharge	0	0	0	0	0	0	0	0	0	0	0	0	0
Loss/Theft of Firearm/Chemical Agent	0	0	0	0	0	0	0	0	0	0	0	0	0
Prisoner Control / Use of Force	0	0	0	0	0	0	0	0	0	0	0	0	0
Suicide	0	0	0	0	0	0	0	0	0	0	0	0	0
Suicide Attempts	0	0	0	0	0	0	0	0	0	0	0	0	0
<b>Subtotal (Employee Non-Assault)</b>	<b>0</b>	<b>0</b>	<b>0</b>	<b>0</b>	<b>0</b>	<b>0</b>	<b>0</b>	<b>0</b>	<b>1</b>	<b>0</b>	<b>0</b>	<b>0</b>	<b>1</b>
<b>Prisoner</b>													
Accidental/Natural Death	0	0	0	0	0	0	0	0	0	0	0	0	0
Escape	0	0	0	0	0	0	0	0	0	0	0	0	0
Escape Attempt	0	0	0	0	0	0	0	0	0	0	0	0	0
Drug Overdose	0	0	0	0	0	0	0	0	0	0	0	0	0
Sexual Contact w/Offenders	0	0	0	0	0	0	0	0	0	0	0	0	0
Suicide	0	0	0	0	0	0	0	0	0	0	0	0	0
Suicide Attempts	0	0	0	0	0	0	0	0	0	0	0	0	0
<b>Subtotal (Prisoner Non-Assault)</b>	<b>0</b>	<b>0</b>	<b>0</b>	<b>0</b>	<b>0</b>	<b>0</b>	<b>0</b>	<b>0</b>	<b>0</b>	<b>0</b>	<b>0</b>	<b>0</b>	<b>0</b>
<b>Other</b>													
All Other	0	1	2	1	0	2	1	0	1	0	0	0	8
Natural Disaster/Physical Plant	0	0	0	0	0	0	1	0	0	0	0	0	1
Riot/Disturbance/Hostage/Demonstration	0	0	0	0	0	0	0	0	0	0	0	0	0
Visitor Related	0	0	0	0	0	0	0	0	0	0	0	0	0
<b>Subtotal ("Other")</b>	<b>0</b>	<b>1</b>	<b>2</b>	<b>1</b>	<b>0</b>	<b>2</b>	<b>2</b>	<b>0</b>	<b>1</b>	<b>0</b>	<b>0</b>	<b>0</b>	<b>9</b>
<b>Grand Total</b>	<b>1</b>	<b>2</b>	<b>3</b>	<b>2</b>	<b>0</b>	<b>3</b>	<b>2</b>	<b>0</b>	<b>3</b>	<b>0</b>	<b>0</b>	<b>0</b>	<b>16</b>

# Michigan Department of Corrections

Public Act 154 of 2005, Boilerplate Reporting

Critical Incident Reports, Section 1013(2)

January 1, 2005 - December 31, 2005

Carson City Correctional Facility

10522 Boyer Road, Carson City, MI 48811



➤ Incidents which occurred off duty.

	JAN	FEB	MAR	APR	MAY	JUN	JUL	AUG	SEP	OCT	NOV	DEC	TOTAL
<b>Assault Based Critical Incidents</b>													
<b>Employee Victim</b>													
Category I	0	0	0	0	0	0	0	1	0	0	0	0	1
Category II	0	0	0	0	0	0	0	0	0	0	0	0	0
Category III	0	0	0	0	0	0	0	0	0	0	0	0	0
Category IV	0	0	0	0	0	0	0	0	0	0	0	0	0
Category V	1	1	1	0	0	0	1	1	0	0	0	0	6
Category VI	1	1	2	1	1	0	0	0	1	0	0	0	7
<b>Subtotal (Employee Victim Assault)</b>	<b>2</b>	<b>2</b>	<b>3</b>	<b>1</b>	<b>1</b>	<b>0</b>	<b>1</b>	<b>2</b>	<b>1</b>	<b>0</b>	<b>0</b>	<b>1</b>	<b>14</b>
<b>Prisoner Victim</b>													
Category I	0	0	0	0	1	1	0	0	0	0	0	0	2
Category II	0	0	0	0	0	0	0	0	0	0	0	0	0
Category III	0	0	0	0	0	0	0	0	0	0	0	0	0
Category IV	0	0	0	0	0	0	0	1	0	0	0	0	1
Category V	2	2	2	1	0	2	1	5	1	1	2	0	19
Category VI	1	2	0	0	0	0	0	0	0	1	3	1	8
<b>Subtotal (Prisoner Victim Assault)</b>	<b>3</b>	<b>4</b>	<b>2</b>	<b>1</b>	<b>1</b>	<b>3</b>	<b>1</b>	<b>6</b>	<b>1</b>	<b>2</b>	<b>5</b>	<b>1</b>	<b>30</b>
<b>Non-Assault Based Critical Incidents</b>													
<b>Employee</b>													
➤ Accidental/Natural Death	0	0	0	0	0	0	0	0	0	0	0	0	0
➤ Arrest for Felony or Misdemeanor	0	0	0	0	0	0	0	0	0	0	0	0	0
➤ Firearm/Chemical Agent Discharge	0	0	0	0	0	0	1	0	0	0	0	0	1
➤ Loss/Theft of Firearm/Chemical Agent	0	0	0	0	0	0	0	0	0	0	0	0	0
➤ Prisoner Control / Use of Force	0	0	0	0	0	0	0	0	0	0	0	0	0
➤ Suicide	0	0	0	0	0	0	0	0	0	0	0	0	0
➤ Suicide Attempts	0	0	0	0	0	0	0	0	0	0	0	0	0
<b>Subtotal (Employee Non-Assault)</b>	<b>0</b>	<b>0</b>	<b>0</b>	<b>0</b>	<b>0</b>	<b>0</b>	<b>1</b>	<b>0</b>	<b>0</b>	<b>0</b>	<b>0</b>	<b>0</b>	<b>1</b>
<b>Prisoner</b>													
Accidental/Natural Death	0	0	0	0	0	0	0	0	0	0	0	0	0
Escape	0	0	0	0	0	0	0	0	0	0	0	0	0
Escape Attempt	0	0	0	0	0	0	0	1	0	0	0	0	1
Drug Overdose	0	0	0	0	0	0	0	0	0	0	0	0	0
Sexual Contact w/Offenders	0	0	0	0	0	0	0	0	0	0	0	0	0
Suicide	0	0	0	0	0	0	0	0	0	0	0	0	0
Suicide Attempts	0	0	0	0	1	0	1	1	0	0	0	0	3
<b>Subtotal (Prisoner Non-Assault)</b>	<b>0</b>	<b>0</b>	<b>0</b>	<b>0</b>	<b>1</b>	<b>0</b>	<b>1</b>	<b>2</b>	<b>0</b>	<b>0</b>	<b>0</b>	<b>0</b>	<b>4</b>
<b>Other</b>													
All Other	1	1	0	2	4	1	0	3	1	2	0	2	17
Natural Disaster/Physical Plant	0	0	0	0	0	0	0	0	0	0	0	0	0
Riot/Disturbance/Hostage/Demonstration	0	0	0	0	0	0	0	0	0	0	0	0	0
Visitor Related	0	0	0	0	0	0	0	0	0	0	0	1	1
<b>Subtotal ("Other")</b>	<b>1</b>	<b>1</b>	<b>0</b>	<b>2</b>	<b>4</b>	<b>1</b>	<b>0</b>	<b>3</b>	<b>1</b>	<b>2</b>	<b>0</b>	<b>3</b>	<b>18</b>
<b>Grand Total</b>	<b>6</b>	<b>7</b>	<b>5</b>	<b>4</b>	<b>7</b>	<b>4</b>	<b>4</b>	<b>13</b>	<b>3</b>	<b>4</b>	<b>5</b>	<b>5</b>	<b>67</b>

# Michigan Department of Corrections

Public Act 154 of 2005, Boilerplate Reporting

Critical Incident Reports, Section 1013(2)

January 1, 2005 - December 31, 2005

Oaks Correctional Facility

1500 Caberfae Highway, Manistee, MI 49660



**Incidents which occurred off duty.**

	JAN	FEB	MAR	APR	MAY	JUN	JUL	AUG	SEP	OCT	NOV	DEC	TOTAL
<b>Assault Based Critical Incidents</b>													
<b>Employee Victim</b>													
Category I	0	0	0	0	0	0	0	1	0	0	0	0	1
Category II	0	0	0	0	0	0	0	0	0	0	0	0	0
Category III	0	0	0	0	0	0	0	0	0	0	0	0	0
Category IV	0	0	0	0	0	0	0	0	0	0	0	0	0
Category V	0	1	0	1	1	0	1	3	2	1	2	0	12
Category VI	0	0	0	3	0	4	1	3	1	1	0	3	16
<b>Subtotal (Employee Victim Assault)</b>	<b>0</b>	<b>1</b>	<b>0</b>	<b>4</b>	<b>1</b>	<b>4</b>	<b>2</b>	<b>7</b>	<b>3</b>	<b>2</b>	<b>2</b>	<b>3</b>	<b>29</b>
<b>Prisoner Victim</b>													
Category I	0	0	0	0	0	0	0	0	0	0	0	0	0
Category II	0	0	0	0	0	0	0	0	0	0	1	0	1
Category III	0	0	0	0	0	0	0	0	0	0	0	0	0
Category IV	0	0	0	0	0	0	0	0	0	0	0	0	0
Category V	2	2	2	0	1	2	1	4	2	1	4	1	22
Category VI	0	0	0	0	1	0	0	0	0	0	0	1	2
<b>Subtotal (Prisoner Victim Assault)</b>	<b>2</b>	<b>2</b>	<b>2</b>	<b>0</b>	<b>2</b>	<b>2</b>	<b>1</b>	<b>4</b>	<b>2</b>	<b>1</b>	<b>5</b>	<b>2</b>	<b>25</b>
<b>Non-Assault Based Critical Incidents</b>													
<b>Employee</b>													
Accidental/Natural Death	0	0	0	0	0	0	0	0	0	0	0	0	0
Arrest for Felony or Misdemeanor	1	0	0	0	0	0	0	0	0	1	0	0	2
Firearm/Chemical Agent Discharge	0	2	0	1	0	2	3	0	5	4	0	0	17
Loss/Theft of Firearm/Chemical Agent	0	0	0	0	0	0	0	0	0	0	0	0	0
Prisoner Control / Use of Force	2	1	1	6	5	2	0	2	5	0	1	3	28
Suicide	0	0	0	0	0	0	0	0	0	0	0	0	0
Suicide Attempts	0	0	0	0	0	1	0	0	0	0	0	0	1
<b>Subtotal (Employee Non-Assault)</b>	<b>3</b>	<b>3</b>	<b>1</b>	<b>7</b>	<b>5</b>	<b>5</b>	<b>3</b>	<b>2</b>	<b>10</b>	<b>5</b>	<b>1</b>	<b>3</b>	<b>48</b>
<b>Prisoner</b>													
Accidental/Natural Death	0	0	0	0	0	0	0	0	0	1	0	0	1
Escape	0	0	0	0	0	0	0	0	0	0	0	0	0
Escape Attempt	0	0	0	0	0	0	0	0	0	0	0	0	0
Drug Overdose	0	0	0	0	0	0	0	0	0	0	0	0	0
Sexual Contact w/Offenders	0	0	0	0	0	0	0	0	0	0	0	0	0
Suicide	0	0	0	0	0	0	0	0	0	0	0	0	0
Suicide Attempts	0	0	1	0	0	0	0	0	0	0	0	0	1
<b>Subtotal (Prisoner Non-Assault)</b>	<b>0</b>	<b>0</b>	<b>1</b>	<b>0</b>	<b>0</b>	<b>0</b>	<b>0</b>	<b>0</b>	<b>0</b>	<b>1</b>	<b>0</b>	<b>0</b>	<b>2</b>
<b>Other</b>													
All Other	0	2	1	1	1	3	3	4	0	0	1	1	17
Natural Disaster/Physical Plant	2	0	0	0	0	0	1	0	0	0	0	0	3
Riot/Disturbance/Hostage/Demonstration	0	0	0	0	0	0	0	0	0	0	0	0	0
Visitor Related	0	0	0	0	0	0	0	0	0	0	0	0	0
<b>Subtotal ("Other")</b>	<b>2</b>	<b>2</b>	<b>1</b>	<b>1</b>	<b>1</b>	<b>3</b>	<b>4</b>	<b>4</b>	<b>0</b>	<b>0</b>	<b>1</b>	<b>1</b>	<b>20</b>
<b>Grand Total</b>	<b>7</b>	<b>8</b>	<b>5</b>	<b>12</b>	<b>9</b>	<b>14</b>	<b>10</b>	<b>17</b>	<b>15</b>	<b>9</b>	<b>9</b>	<b>9</b>	<b>124</b>

# Michigan Department of Corrections

Public Act 154 of 2005, Boilerplate Reporting

Critical Incident Reports, Section 1013(2)

January 1, 2005 - December 31, 2005

Hiawatha Correctional Facility

4533 W. Industrial Park Drive, Kincheloe, MI 49786



**Incidents which occurred off duty.**

	JAN	FEB	MAR	APR	MAY	JUN	JUL	AUG	SEP	OCT	NOV	DEC	TOTAL
<b>Assault Based Critical Incidents</b>													
<b>Employee Victim</b>													
Category I	0	0	0	0	0	0	0	0	0	0	0	0	0
Category II	0	0	0	0	0	0	0	0	0	0	0	0	0
Category III	0	0	0	0	0	0	0	0	0	0	0	0	0
Category IV	0	0	0	0	0	0	0	0	0	0	0	0	0
Category V	0	0	0	0	0	0	0	0	0	0	0	0	0
Category VI	0	0	0	0	0	0	0	0	0	0	0	0	0
<b>Subtotal (Employee Victim Assault)</b>	<b>0</b>	<b>0</b>	<b>0</b>	<b>0</b>	<b>0</b>	<b>0</b>	<b>0</b>	<b>0</b>	<b>0</b>	<b>0</b>	<b>0</b>	<b>0</b>	<b>0</b>
<b>Prisoner Victim</b>													
Category I	0	0	0	0	0	0	0	0	0	0	0	0	0
Category II	0	0	0	0	0	0	0	0	0	0	0	0	0
Category III	0	0	0	0	0	0	0	0	0	0	0	0	0
Category IV	0	0	0	0	0	0	0	0	0	0	0	0	0
Category V	0	0	0	1	1	0	1	1	1	0			5
Category VI	0	0	0	0	0	0	0	0	0	0	0	0	0
<b>Subtotal (Prisoner Victim Assault)</b>	<b>0</b>	<b>0</b>	<b>0</b>	<b>1</b>	<b>1</b>	<b>0</b>	<b>1</b>	<b>1</b>	<b>1</b>	<b>0</b>	<b>0</b>	<b>0</b>	<b>5</b>
<b>Non-Assault Based Critical Incidents</b>													
<b>Employee</b>													
Accidental/Natural Death	0	0	0	0	0	0	0	0	0	0	0	0	0
Arrest for Felony or Misdemeanor	0	0	0	0	0	0	0	0	0	0	0	0	0
Firearm/Chemical Agent Discharge	0	0	0	0	0	0	0	0	0	0	0	0	0
Loss/Theft of Firearm/Chemical Agent	0	0	0	0	0	0	0	0	0	0	0	0	0
Prisoner Control / Use of Force	0	0	0	0	0	0	0	0	0	0	0	0	0
Suicide	0	0	0	0	0	0	0	0	0	0	0	0	0
Suicide Attempts	0	0	0	0	0	0	0	0	0	0	0	0	0
<b>Subtotal (Employee Non-Assault)</b>	<b>0</b>	<b>0</b>	<b>0</b>	<b>0</b>	<b>0</b>	<b>0</b>	<b>0</b>	<b>0</b>	<b>0</b>	<b>0</b>	<b>0</b>	<b>0</b>	<b>0</b>
<b>Prisoner</b>													
Accidental/Natural Death	0	0	0	0	0	0	1	0	0	0	0	0	1
Escape	0	0	0	0	0	0	0	0	0	0	0	0	0
Escape Attempt	0	0	0	0	0	0	0	0	0	0	0	0	0
Drug Overdose	0	0	0	0	0	0	0	0	0	0	0	0	0
Sexual Contact w/Offenders	0	0	0	0	0	0	0	0	0	0	0	0	0
Suicide	0	0	0	0	0	0	0	0	0	0	0	0	0
Suicide Attempts	0	0	0	0	0	0	0	0	0	0	0	0	0
<b>Subtotal (Prisoner Non-Assault)</b>	<b>0</b>	<b>0</b>	<b>0</b>	<b>0</b>	<b>0</b>	<b>0</b>	<b>1</b>	<b>0</b>	<b>0</b>	<b>0</b>	<b>0</b>	<b>0</b>	<b>1</b>
<b>Other</b>													
All Other	0	0	0	0	0	0	0	0	0	0	0	0	0
Natural Disaster/Physical Plant	0	0	0	1	0	0	0	0	1	0	1	0	3
Riot/Disturbance/Hostage/Demonstration	0	0	0	0	0	0	0	0	0	0	0	0	0
Visitor Related	0	0	0	0	0	0	0	0	0	1	0	0	1
<b>Subtotal ("Other")</b>	<b>0</b>	<b>0</b>	<b>0</b>	<b>1</b>	<b>0</b>	<b>0</b>	<b>0</b>	<b>0</b>	<b>1</b>	<b>1</b>	<b>1</b>	<b>0</b>	<b>4</b>
<b>Grand Total</b>	<b>0</b>	<b>0</b>	<b>0</b>	<b>2</b>	<b>1</b>	<b>0</b>	<b>2</b>	<b>1</b>	<b>2</b>	<b>1</b>	<b>1</b>	<b>0</b>	<b>10</b>

# Michigan Department of Corrections

Public Act 154 of 2005, Boilerplate Reporting

Critical Incident Reports, Section 1013(2)

January 1, 2005 - December 31, 2005

Huron Valley Complex - Mens

3201 Bemis Road, Ypsilanti, MI 48197



**Incidents which occurred off duty.**

	JAN	FEB	MAR	APR	MAY	JUN	JUL	AUG	SEP	OCT	NOV	DEC	TOTAL
<b>Assault Based Critical Incidents</b>													
<b>Employee Victim</b>													
Category I	0	0	0	0	0	0	0	0	0	0	0	0	0
Category II	0	0	0	0	0	0	0	0	0	0	0	0	0
Category III	0	0	0	0	0	0	0	0	0	0	0	0	0
Category IV	0	0	0	0	0	0	0	0	0	0	0	0	0
Category V	11	3	2	1	2	5	3	3	1	4	6	6	47
Category VI	0	2	8	11	5	2	5	4	6	2	0	4	49
<b>Subtotal (Employee Victim Assault)</b>	<b>11</b>	<b>5</b>	<b>10</b>	<b>12</b>	<b>7</b>	<b>7</b>	<b>8</b>	<b>7</b>	<b>7</b>	<b>6</b>	<b>6</b>	<b>10</b>	<b>96</b>
<b>Prisoner Victim</b>													
Category I	0	0	0	0	0	0	0	0	0	0	0	1	1
Category II	0	0	0	0	0	1	0	0	0	0	0	0	1
Category III	0	0	0	0	0	0	0	0	0	0	0	0	0
Category IV	0	0	0	0	0	0	0	0	0	0	0	0	0
Category V	1	0	0	2	1	0	0	1	0	0	0	0	5
Category VI	0	0	0	0	0	0	1	0	0	0	0	0	1
<b>Subtotal (Prisoner Victim Assault)</b>	<b>1</b>	<b>0</b>	<b>0</b>	<b>2</b>	<b>1</b>	<b>1</b>	<b>1</b>	<b>1</b>	<b>0</b>	<b>0</b>	<b>0</b>	<b>1</b>	<b>8</b>
<b>Non-Assault Based Critical Incidents</b>													
<b>Employee</b>													
Accidental/Natural Death	0	0	0	0	0	0	0	0	0	0	0	0	0
Arrest for Felony or Misdemeanor	0	0	0	0	0	0	0	0	0	0	0	0	0
Firearm/Chemical Agent Discharge	0	0	0	0	0	0	0	0	0	0	0	0	0
Loss/Theft of Firearm/Chemical Agent	1	0	0	0	0	0	0	0	0	0	0	0	1
Prisoner Control / Use of Force	0	0	0	0	0	0	0	0	0	0	0	0	0
Suicide	0	0	0	0	0	0	0	0	0	0	0	0	0
Suicide Attempts	0	0	0	0	0	0	0	0	0	0	0	0	0
<b>Subtotal (Employee Non-Assault)</b>	<b>1</b>	<b>0</b>	<b>0</b>	<b>0</b>	<b>0</b>	<b>0</b>	<b>0</b>	<b>0</b>	<b>0</b>	<b>0</b>	<b>0</b>	<b>0</b>	<b>1</b>
<b>Prisoner</b>													
Accidental/Natural Death	0	1	0	0	0	0	0	2	0	0	0	0	3
Escape	0	0	0	0	0	0	0	0	0	0	0	0	0
Escape Attempt	0	0	0	0	0	0	0	0	0	0	0	0	0
Drug Overdose	0	0	0	0	0	0	0	0	0	0	0	0	0
Sexual Contact w/Offenders	0	0	0	0	0	1	0	0	0	0	0	0	1
Suicide	0	0	0	0	0	0	0	0	0	0	0	0	0
Suicide Attempts	0	1	2	0	1	0	0	0	0	0	0	0	4
<b>Subtotal (Prisoner Non-Assault)</b>	<b>0</b>	<b>2</b>	<b>2</b>	<b>0</b>	<b>1</b>	<b>1</b>	<b>0</b>	<b>2</b>	<b>0</b>	<b>0</b>	<b>0</b>	<b>0</b>	<b>8</b>
<b>Other</b>													
All Other	0	0	2	1	1	0	0	0	1	0	4	0	9
Natural Disaster/Physical Plant	1	0	0	0	0	0	3	0	0	0	0	0	4
Riot/Disturbance/Hostage/Demonstration	0	0	0	0	0	0	0	0	0	0	0	0	0
Visitor Related	0	0	0	0	0	0	0	0	0	0	0	0	0
<b>Subtotal ("Other")</b>	<b>1</b>	<b>0</b>	<b>2</b>	<b>1</b>	<b>1</b>	<b>0</b>	<b>3</b>	<b>0</b>	<b>1</b>	<b>0</b>	<b>4</b>	<b>0</b>	<b>13</b>
<b>Grand Total</b>	<b>14</b>	<b>7</b>	<b>14</b>	<b>15</b>	<b>10</b>	<b>9</b>	<b>12</b>	<b>10</b>	<b>8</b>	<b>6</b>	<b>10</b>	<b>11</b>	<b>126</b>

# Michigan Department of Corrections

Public Act 154 of 2005, Boilerplate Reporting

Critical Incident Reports, Section 1013(2)

January 1, 2005 - December 31, 2005

Bellamy Creek Correctional Facility

1727 W. Bluewater Highway, Ionia, MI 48846



**Incidents which occurred off duty.**

	JAN	FEB	MAR	APR	MAY	JUN	JUL	AUG	SEP	OCT	NOV	DEC	TOTAL
<b>Assault Based Critical Incidents</b>													
<b>Employee Victim</b>													
Category I	0	0	0	0	0	0	0	0	0	0	0	0	0
Category II	0	0	0	0	0	0	0	0	0	0	0	0	0
Category III	0	0	0	0	0	0	0	0	0	0	0	0	0
Category IV	0	0	0	0	0	0	0	0	0	0	0	0	0
Category V	3	2	3	0	1	3	1	0	1	4	2	2	22
Category VI	2	5	7	5	2	1	2	7	3	9	7	10	60
<b>Subtotal (Employee Victim Assault)</b>	<b>5</b>	<b>7</b>	<b>10</b>	<b>5</b>	<b>3</b>	<b>4</b>	<b>3</b>	<b>7</b>	<b>4</b>	<b>13</b>	<b>9</b>	<b>12</b>	<b>82</b>
<b>Prisoner Victim</b>													
Category I	2	0	0	0	0	0	0	0	1	0	1	0	4
Category II	0	0	1	0	0	1	0	0	0	0	1	0	3
Category III	0	0	0	0	0	0	0	0	0	0	0	0	0
Category IV	0	0	0	0	0	0	0	0	0	1	0	0	1
Category V	4	0	2	1	2	1	3	1	0	1	10	3	28
Category VI	0	2	3	2	1	2	4	3	0	1	2	1	21
<b>Subtotal (Prisoner Victim Assault)</b>	<b>6</b>	<b>2</b>	<b>6</b>	<b>3</b>	<b>3</b>	<b>4</b>	<b>7</b>	<b>4</b>	<b>1</b>	<b>3</b>	<b>14</b>	<b>4</b>	<b>57</b>
<b>Non-Assault Based Critical Incidents</b>													
<b>Employee</b>													
Accidental/Natural Death	0	0	0	0	0	0	0	0	0	0	0	0	0
Arrest for Felony or Misdemeanor	0	0	2	1	1	0	1	1	1	0	0	1	8
Firearm/Chemical Agent Discharge	0	1	1	1	1	1	1	0	4	1	2	0	13
Loss/Theft of Firearm/Chemical Agent	0	0	0	0	1	0	0	0	0	0	0	0	1
Prisoner Control / Use of Force	0	0	0	0	0	0	0	0	0	0	0	2	2
Suicide	0	0	0	0	0	0	0	0	0	0	0	0	0
Suicide Attempts	0	0	0	1	0	0	0	0	0	0	0	0	1
<b>Subtotal (Employee Non-Assault)</b>	<b>0</b>	<b>1</b>	<b>3</b>	<b>3</b>	<b>3</b>	<b>1</b>	<b>2</b>	<b>1</b>	<b>5</b>	<b>1</b>	<b>2</b>	<b>3</b>	<b>25</b>
<b>Prisoner</b>													
Accidental/Natural Death	0	0	0	0	0	0	1	0	0	0	0	0	1
Escape	0	0	0	0	0	0	0	0	0	0	0	0	0
Escape Attempt	0	0	0	0	0	0	0	0	0	0	0	0	0
Drug Overdose	0	0	1	1	0	0	0	1	1	0	0	0	4
Sexual Contact w/Offenders	0	0	0	0	0	0	0	0	0	0	0	0	0
Suicide	0	0	0	0	0	0	0	0	0	0	0	0	0
Suicide Attempts	0	2	1	0	0	0	1	0	2	1	0	2	9
<b>Subtotal (Prisoner Non-Assault)</b>	<b>0</b>	<b>2</b>	<b>2</b>	<b>1</b>	<b>0</b>	<b>0</b>	<b>2</b>	<b>1</b>	<b>3</b>	<b>1</b>	<b>0</b>	<b>2</b>	<b>14</b>
<b>Other</b>													
All Other	2	4	8	9	8	7	5	7	4	1	4	5	64
Natural Disaster/Physical Plant	0	1	0	1	0	1	1	0	0	1	0	1	6
Riot/Disturbance/Hostage/Demonstration	0	0	0	0	0	0	0	0	0	0	0	0	0
Visitor Related	1	0	0	0	0	1	0	0	1	0	0	0	3
<b>Subtotal ("Other")</b>	<b>3</b>	<b>5</b>	<b>8</b>	<b>10</b>	<b>8</b>	<b>9</b>	<b>6</b>	<b>7</b>	<b>5</b>	<b>2</b>	<b>4</b>	<b>6</b>	<b>73</b>
<b>Grand Total</b>	<b>14</b>	<b>17</b>	<b>29</b>	<b>22</b>	<b>17</b>	<b>18</b>	<b>20</b>	<b>20</b>	<b>18</b>	<b>20</b>	<b>29</b>	<b>27</b>	<b>251</b>

# Michigan Department of Corrections

Public Act 154 of 2005, Boilerplate Reporting

Critical Incident Reports, Section 1013(2)

January 1, 2005 - December 31, 2005

Ionia Maximum Correctional Facility

1576 W. Bluewater Highway, Ionia, MI 48846



**Incidents which occurred off duty.**

	JAN	FEB	MAR	APR	MAY	JUN	JUL	AUG	SEP	OCT	NOV	DEC	TOTAL
<b>Assault Based Critical Incidents</b>													
<b>Employee Victim</b>													
Category I	0	0	0	0	0	0	0	1	0	0	0	0	1
Category II	0	0	0	0	0	0	0	0	0	0	0	0	0
Category III	0	0	0	0	0	0	0	0	0	0	0	0	0
Category IV	0	0	0	0	0	0	0	0	0	0	0	0	0
Category V	2	1	0	2	0	1	3	2	3	1	1	1	17
Category VI	1	3	1	1	1	1	2	1	0	0	1	1	13
<b>Subtotal (Employee Victim Assault)</b>	<b>3</b>	<b>4</b>	<b>1</b>	<b>3</b>	<b>1</b>	<b>2</b>	<b>5</b>	<b>4</b>	<b>3</b>	<b>1</b>	<b>2</b>	<b>2</b>	<b>31</b>
<b>Prisoner Victim</b>													
Category I	0	0	0	0	0	0	0	0	0	0	0	0	0
Category II	0	0	0	0	0	0	0	0	0	0	0	0	0
Category III	0	0	0	0	0	0	0	0	0	0	0	0	0
Category IV	0	0	0	0	0	0	0	0	0	0	0	0	0
Category V	0	0	0	0	0	0	0	0	0	0	0	0	0
Category VI	0	0	0	0	0	0	0	0	0	0	0	0	0
<b>Subtotal (Prisoner Victim Assault)</b>	<b>0</b>	<b>0</b>	<b>0</b>	<b>0</b>	<b>0</b>	<b>0</b>	<b>0</b>	<b>0</b>	<b>0</b>	<b>0</b>	<b>0</b>	<b>0</b>	<b>0</b>
<b>Non-Assault Based Critical Incidents</b>													
<b>Employee</b>													
Accidental/Natural Death	0	0	0	0	1	0	0	0	0	0	0	0	1
Arrest for Felony or Misdemeanor	0	1	1	1	0	1	1	1	0	0	0	1	7
Firearm/Chemical Agent Discharge	0	0	0	0	0	0	0	0	0	0	0	0	0
Loss/Theft of Firearm/Chemical Agent	0	0	0	0	0	0	0	0	0	0	0	0	0
Prisoner Control / Use of Force	0	0	0	0	0	0	0	0	0	0	0	0	0
Suicide	0	0	0	0	0	0	0	0	0	0	0	0	0
Suicide Attempts	0	0	0	0	0	0	0	0	0	0	0	0	0
<b>Subtotal (Employee Non-Assault)</b>	<b>0</b>	<b>1</b>	<b>1</b>	<b>1</b>	<b>1</b>	<b>1</b>	<b>1</b>	<b>1</b>	<b>0</b>	<b>0</b>	<b>0</b>	<b>1</b>	<b>8</b>
<b>Prisoner</b>													
Accidental/Natural Death	0	0	0	0	0	0	0	0	0	0	0	0	0
Escape	0	0	0	0	0	0	0	0	0	0	0	0	0
Escape Attempt	0	0	0	0	0	0	0	0	0	0	0	0	0
Drug Overdose	0	0	0	0	0	0	0	0	0	0	0	0	0
Sexual Contact w/Offenders	0	0	0	0	0	0	0	0	0	0	0	0	0
Suicide	0	0	0	0	0	0	0	0	0	0	0	0	0
Suicide Attempts	1	0	0	0	0	0	0	1	0	1	0	2	5
<b>Subtotal (Prisoner Non-Assault)</b>	<b>1</b>	<b>0</b>	<b>0</b>	<b>0</b>	<b>0</b>	<b>0</b>	<b>0</b>	<b>1</b>	<b>0</b>	<b>1</b>	<b>0</b>	<b>2</b>	<b>5</b>
<b>Other</b>													
All Other	1	1	5	2	5	1	6	10	9	6	1	4	51
Natural Disaster/Physical Plant	0	1	2	0	0	1	1	1	0	0	1	0	7
Riot/Disturbance/Hostage/Demonstration	0	0	0	0	0	0	0	0	0	0	0	0	0
Visitor Related	0	0	0	0	0	0	0	0	0	0	0	0	0
<b>Subtotal ("Other")</b>	<b>1</b>	<b>2</b>	<b>7</b>	<b>2</b>	<b>5</b>	<b>2</b>	<b>7</b>	<b>11</b>	<b>9</b>	<b>6</b>	<b>2</b>	<b>4</b>	<b>58</b>
<b>Grand Total</b>	<b>5</b>	<b>7</b>	<b>9</b>	<b>6</b>	<b>7</b>	<b>5</b>	<b>13</b>	<b>17</b>	<b>12</b>	<b>8</b>	<b>4</b>	<b>9</b>	<b>102</b>

# Michigan Department of Corrections

Public Act 154 of 2005, Boilerplate Reporting

Critical Incident Reports, Section 1013(2)

January 1, 2005 - December 31, 2005

Deerfield Correctional Facility

1755 Harwood Road, Ionia, MI 48846



## Incidents which occurred off duty.

	JAN	FEB	MAR	APR	MAY	JUN	JUL	AUG	SEP	OCT	NOV	DEC	TOTAL
<b>Assault Based Critical Incidents</b>													
<b>Employee Victim</b>													
Category I	0	0	0	0	0	0	0	0	0	0	0	0	0
Category II	0	0	0	0	0	0	0	0	0	0	0	0	0
Category III	0	0	1	0	0	0	0	0	0	0	0	0	1
Category IV	0	0	0	0	0	0	0	0	0	0	0	0	0
Category V	0	0	0	0	0	0	0	0	0	0	0	0	0
Category VI	0	0	0	0	0	0	0	0	0	0	0	0	0
<b>Subtotal (Employee Victim Assault)</b>	<b>0</b>	<b>0</b>	<b>1</b>	<b>0</b>	<b>0</b>	<b>0</b>	<b>0</b>	<b>0</b>	<b>0</b>	<b>0</b>	<b>0</b>	<b>0</b>	<b>1</b>
<b>Prisoner Victim</b>													
Category I	0	0	0	0	0	0	0	0	0	0	0	0	0
Category II	0	0	0	0	0	0	0	0	0	0	0	0	0
Category III	0	0	0	0	0	0	0	0	0	0	0	0	0
Category IV	0	0	0	0	0	0	0	0	0	0	1	0	1
Category V	0	0	0	0	0	2	0	0	0	1	2	1	6
Category VI	0	0	0	0	1	0	1	0	0	0	0	0	2
<b>Subtotal (Prisoner Victim Assault)</b>	<b>0</b>	<b>0</b>	<b>0</b>	<b>0</b>	<b>1</b>	<b>2</b>	<b>1</b>	<b>0</b>	<b>0</b>	<b>1</b>	<b>3</b>	<b>1</b>	<b>9</b>
<b>Non-Assault Based Critical Incidents</b>													
<b>Employee</b>													
Accidental/Natural Death	0	0	0	0	0	0	0	0	0	0	0	0	0
Arrest for Felony or Misdemeanor	0	0	0	0	0	0	0	0	0	0	0	0	0
Firearm/Chemical Agent Discharge	0	0	0	0	0	0	0	0	0	0	0	0	0
Loss/Theft of Firearm/Chemical Agent	0	0	0	0	0	0	0	0	0	0	0	0	0
Prisoner Control / Use of Force	0	0	0	0	0	0	0	0	0	0	0	0	0
Suicide	0	0	0	0	0	0	0	0	0	0	0	0	0
Suicide Attempts	0	0	0	0	0	0	0	0	0	0	0	0	0
<b>Subtotal (Employee Non-Assault)</b>	<b>0</b>	<b>0</b>	<b>0</b>	<b>0</b>	<b>0</b>	<b>0</b>	<b>0</b>	<b>0</b>	<b>0</b>	<b>0</b>	<b>0</b>	<b>0</b>	<b>0</b>
<b>Prisoner</b>													
Accidental/Natural Death	0	0	0	1	0	0	0	0	0	0	0	0	1
Escape	0	0	0	0	0	0	0	0	0	1	0	0	1
Escape Attempt	0	0	0	0	0	0	0	0	0	0	0	0	0
Drug Overdose	0	0	0	0	0	0	0	0	0	0	0	0	0
Sexual Contact w/Offenders	0	0	0	0	0	0	0	0	0	0	0	0	0
Suicide	0	0	0	0	0	0	0	0	0	0	0	0	0
Suicide Attempts	0	0	0	1	0	0	0	0	0	0	0	0	1
<b>Subtotal (Prisoner Non-Assault)</b>	<b>0</b>	<b>0</b>	<b>0</b>	<b>2</b>	<b>0</b>	<b>0</b>	<b>0</b>	<b>0</b>	<b>0</b>	<b>1</b>	<b>0</b>	<b>0</b>	<b>3</b>
<b>Other</b>													
All Other	13	0	1	8	4	7	4	3	6	5	3	4	58
Natural Disaster/Physical Plant	0	1	0	1	1	0	2	0	0	0	1	0	6
Riot/Disturbance/Hostage/Demonstration	0	0	0	0	0	0	0	0	0	0	0	0	0
Visitor Related	0	0	1	0	1	0	0	1	0	0	0	1	4
<b>Subtotal ("Other")</b>	<b>13</b>	<b>1</b>	<b>2</b>	<b>9</b>	<b>6</b>	<b>7</b>	<b>6</b>	<b>4</b>	<b>6</b>	<b>5</b>	<b>4</b>	<b>5</b>	<b>68</b>
<b>Grand Total</b>	<b>13</b>	<b>1</b>	<b>3</b>	<b>11</b>	<b>7</b>	<b>9</b>	<b>7</b>	<b>4</b>	<b>6</b>	<b>7</b>	<b>7</b>	<b>6</b>	<b>81</b>

# Michigan Department of Corrections

Public Act 154 of 2005, Boilerplate Reporting

Critical Incident Reports, Section 1013(2)

January 1, 2005 - December 31, 2005

G. Robert Cotton Correctional Facility

3500 N. Elm Road, Jackson, MI 49201



**Incidents which occurred off duty.**

	JAN	FEB	MAR	APR	MAY	JUN	JUL	AUG	SEP	OCT	NOV	DEC	TOTAL
<b>Assault Based Critical Incidents</b>													
<b>Employee Victim</b>													
Category I	0	0	0	0	0	0	0	0	0	0	0	0	0
Category II	0	0	0	0	0	0	0	0	0	0	0	0	0
Category III	0	0	0	0	0	0	0	0	0	0	0	0	0
Category IV	0	0	0	0	0	0	0	0	0	0	0	0	0
Category V	1	1	2	1	0	0	0	0	1	0	0	0	6
Category VI	0	0	0	0	0	0	0	0	0	0	0	0	0
<b>Subtotal (Employee Victim Assault)</b>	<b>1</b>	<b>1</b>	<b>2</b>	<b>1</b>	<b>0</b>	<b>0</b>	<b>0</b>	<b>0</b>	<b>1</b>	<b>0</b>	<b>0</b>	<b>0</b>	<b>6</b>
<b>Prisoner Victim</b>													
Category I	0	0	0	0	0	0	0	0	0	0	0	0	0
Category II	0	1	0	0	0	0	0	0	0	0	1	0	2
Category III	0	0	0	0	0	0	1	0	0	0	0	0	1
Category IV	0	0	0	0	0	0	0	0	0	0	0	0	0
Category V	2	1	0	2	2	2	1	4	1	1	0	0	16
Category VI	0	0	0	0	0	0	0	0	0	0	0	0	0
<b>Subtotal (Prisoner Victim Assault)</b>	<b>2</b>	<b>2</b>	<b>0</b>	<b>2</b>	<b>2</b>	<b>2</b>	<b>2</b>	<b>4</b>	<b>1</b>	<b>1</b>	<b>1</b>	<b>0</b>	<b>19</b>
<b>Non-Assault Based Critical Incidents</b>													
<b>Employee</b>													
Accidental/Natural Death	0	0	0	0	0	0	0	0	0	0	0	0	0
Arrest for Felony or Misdemeanor	0	1	0	0	0	0	0	0	2	0	0	1	4
Firearm/Chemical Agent Discharge	0	0	0	0	0	0	0	0	0	0	0	0	0
Loss/Theft of Firearm/Chemical Agent	0	0	0	0	0	0	0	0	0	0	0	0	0
Prisoner Control / Use of Force	0	0	0	0	0	1	0	0	2	0	0	0	3
Suicide	0	0	0	0	0	0	0	0	0	0	0	0	0
Suicide Attempts	0	0	0	0	0	0	0	0	0	0	0	0	0
<b>Subtotal (Employee Non-Assault)</b>	<b>0</b>	<b>1</b>	<b>0</b>	<b>0</b>	<b>0</b>	<b>1</b>	<b>0</b>	<b>0</b>	<b>4</b>	<b>0</b>	<b>0</b>	<b>1</b>	<b>7</b>
<b>Prisoner</b>													
Accidental/Natural Death	3	3	2	0	2	1	1	2	3	1	0	1	19
Escape	0	0	0	0	0	0	0	0	0	0	0	0	0
Escape Attempt	0	0	0	0	0	0	0	0	0	0	0	0	0
Drug Overdose	0	0	0	0	0	0	0	0	0	0	0	0	0
Sexual Contact w/Offenders	0	0	0	0	0	0	0	0	0	0	0	0	0
Suicide	0	0	0	0	0	0	0	0	0	0	0	0	0
Suicide Attempts	0	0	0	0	0	0	0	1	0	0	0	0	1
<b>Subtotal (Prisoner Non-Assault)</b>	<b>3</b>	<b>3</b>	<b>2</b>	<b>0</b>	<b>2</b>	<b>1</b>	<b>1</b>	<b>3</b>	<b>3</b>	<b>1</b>	<b>0</b>	<b>1</b>	<b>20</b>
<b>Other</b>													
All Other	0	1	0	0	0	1	0	0	0	0	0	1	3
Natural Disaster/Physical Plant	0	0	2	0	0	1	0	0	0	0	1	0	4
Riot/Disturbance/Hostage/Demonstration	0	0	0	0	0	0	0	0	0	0	0	0	0
Visitor Related	0	0	0	0	0	0	0	0	0	1	0	0	1
<b>Subtotal ("Other")</b>	<b>0</b>	<b>1</b>	<b>2</b>	<b>0</b>	<b>0</b>	<b>2</b>	<b>0</b>	<b>0</b>	<b>0</b>	<b>1</b>	<b>1</b>	<b>1</b>	<b>8</b>
<b>Grand Total</b>	<b>6</b>	<b>8</b>	<b>6</b>	<b>3</b>	<b>4</b>	<b>6</b>	<b>3</b>	<b>7</b>	<b>9</b>	<b>3</b>	<b>2</b>	<b>3</b>	<b>60</b>

# Michigan Department of Corrections

Public Act 154 of 2005, Boilerplate Reporting

Critical Incident Reports, Section 1013(2)

January 1, 2005 - December 31, 2005

Cooper Street Correctional Facility

3100 Cooper Street, Jackson, MI 49201



**Incidents which occurred off duty.**

	JAN	FEB	MAR	APR	MAY	JUN	JUL	AUG	SEP	OCT	NOV	DEC	TOTAL
<b>Assault Based Critical Incidents</b>													
<b>Employee Victim</b>													
Category I	0	0	0	0	0	0	0	0	0	0	0	0	0
Category II	0	0	0	0	0	0	0	0	0	0	0	0	0
Category III	0	0	0	0	0	0	0	0	0	0	0	0	0
Category IV	0	0	0	0	0	0	0	0	0	0	0	0	0
Category V	0	0	0	0	0	0	0	0	0	0	0	0	0
Category VI	0	0	0	0	1	0	0	0	0	0	0	0	1
<b>Subtotal (Employee Victim Assault)</b>	<b>0</b>	<b>0</b>	<b>0</b>	<b>0</b>	<b>1</b>	<b>0</b>	<b>0</b>	<b>0</b>	<b>0</b>	<b>0</b>	<b>0</b>	<b>0</b>	<b>1</b>
<b>Prisoner Victim</b>													
Category I	0	0	0	0	0	0	0	0	0	0	0	0	0
Category II	0	0	0	0	0	0	0	0	0	0	0	0	0
Category III	0	0	0	0	0	0	0	0	0	0	0	0	0
Category IV	0	0	0	0	0	0	0	0	0	0	0	0	0
Category V	0	1	1	0	0	0	0	0	0	0	0	1	3
Category VI	0	0	0	0	0	0	0	0	0	0	0	0	0
<b>Subtotal (Prisoner Victim Assault)</b>	<b>0</b>	<b>1</b>	<b>1</b>	<b>0</b>	<b>0</b>	<b>0</b>	<b>0</b>	<b>0</b>	<b>0</b>	<b>0</b>	<b>0</b>	<b>1</b>	<b>3</b>
<b>Non-Assault Based Critical Incidents</b>													
<b>Employee</b>													
Accidental/Natural Death	0	0	0	0	0	0	0	0	0	0	0	0	0
Arrest for Felony or Misdemeanor	0	0	0	0	0	0	0	0	0	0	0	0	0
Firearm/Chemical Agent Discharge	0	0	0	0	0	0	0	0	0	0	0	0	0
Loss/Theft of Firearm/Chemical Agent	0	0	0	0	0	0	0	0	0	0	0	0	0
Prisoner Control / Use of Force	0	0	0	0	0	0	0	0	0	0	0	0	0
Suicide	0	0	0	0	0	0	0	0	0	0	0	0	0
Suicide Attempts	0	0	0	0	0	0	0	0	0	0	0	0	0
<b>Subtotal (Employee Non-Assault)</b>	<b>0</b>	<b>0</b>	<b>0</b>	<b>0</b>	<b>0</b>	<b>0</b>	<b>0</b>	<b>0</b>	<b>0</b>	<b>0</b>	<b>0</b>	<b>0</b>	<b>0</b>
<b>Prisoner</b>													
Accidental/Natural Death	0	0	0	0	0	0	0	0	0	0	0	0	0
Escape	0	0	0	0	0	0	0	0	0	0	0	0	0
Escape Attempt	0	0	0	0	0	0	0	0	0	0	0	0	0
Drug Overdose	0	0	0	0	0	0	0	0	0	0	0	0	0
Sexual Contact w/Offenders	0	0	0	0	0	0	0	0	0	0	0	0	0
Suicide	0	0	0	0	0	0	0	0	0	0	0	0	0
Suicide Attempts	0	0	0	0	0	0	0	0	0	0	0	0	0
<b>Subtotal (Prisoner Non-Assault)</b>	<b>0</b>	<b>0</b>	<b>0</b>	<b>0</b>	<b>0</b>	<b>0</b>	<b>0</b>	<b>0</b>	<b>0</b>	<b>0</b>	<b>0</b>	<b>0</b>	<b>0</b>
<b>Other</b>													
All Other	0	1	1	1	0	1	0	2	1	0	0	0	7
Natural Disaster/Physical Plant	0	0	0	0	0	0	0	0	0	0	1	0	1
Riot/Disturbance/Hostage/Demonstration	0	0	0	0	0	0	0	0	0	0	0	0	0
Visitor Related	0	0	0	0	0	0	0	0	0	1	0	0	1
<b>Subtotal ("Other")</b>	<b>0</b>	<b>1</b>	<b>1</b>	<b>1</b>	<b>0</b>	<b>1</b>	<b>0</b>	<b>2</b>	<b>1</b>	<b>1</b>	<b>1</b>	<b>0</b>	<b>9</b>
<b>Grand Total</b>	<b>0</b>	<b>2</b>	<b>2</b>	<b>1</b>	<b>1</b>	<b>1</b>	<b>0</b>	<b>2</b>	<b>1</b>	<b>1</b>	<b>1</b>	<b>1</b>	<b>13</b>

# Michigan Department of Corrections

Public Act 154 of 2005, Boilerplate Reporting

Critical Incident Reports, Section 1013(2)

January 1, 2005 - December 31, 2005

Southern Michigan Correctional Facility

4002 Cooper Street, Jackson, MI 49201



➤ Incidents which occurred off duty.

	JAN	FEB	MAR	APR	MAY	JUN	JUL	AUG	SEP	OCT	NOV	DEC	TOTAL
<b>Assault Based Critical Incidents</b>													
<b>Employee Victim</b>													
Category I	0	0	0	0	0	0	0	0	0	0	0	0	0
Category II	0	0	0	0	0	0	0	0	0	0	0	0	0
Category III	0	0	0	0	0	0	0	0	0	0	0	0	0
Category IV	0	0	0	0	0	0	0	0	0	0	0	0	0
Category V	0	0	3	0	0	0	3	0	0	0	0	0	6
Category VI	0	0	0	0	0	0	0	0	0	0	0	0	0
<b>Subtotal (Employee Victim Assault)</b>	<b>0</b>	<b>0</b>	<b>3</b>	<b>0</b>	<b>0</b>	<b>0</b>	<b>3</b>	<b>0</b>	<b>0</b>	<b>0</b>	<b>0</b>	<b>0</b>	<b>6</b>
<b>Prisoner Victim</b>													
Category I	0	0	0	0	0	0	0	0	0	1	0	0	1
Category II	0	0	0	0	1	0	0	0	1	0	0	0	2
Category III	0	0	0	0	0	0	0	0	0	0	0	0	0
Category IV	0	1	1	0	0	0	0	0	1	0	0	0	3
Category V	3	0	4	3	2	3	4	1	4	2	1	4	31
Category VI	0	0	0	0	0	0	0	0	0	0	0	0	0
<b>Subtotal (Prisoner Victim Assault)</b>	<b>3</b>	<b>1</b>	<b>5</b>	<b>3</b>	<b>3</b>	<b>3</b>	<b>4</b>	<b>1</b>	<b>6</b>	<b>3</b>	<b>1</b>	<b>4</b>	<b>37</b>
<b>Non-Assault Based Critical Incidents</b>													
<b>Employee</b>													
➤ Accidental/Natural Death	0	0	0	0	0	0	0	0	0	0	0	0	0
➤ Arrest for Felony or Misdemeanor	1	0	0	3	0	0	0	0	1	0	0	0	5
Firearm/Chemical Agent Discharge	0	0	0	0	0	0	0	0	0	0	0	0	0
Loss/Theft of Firearm/Chemical Agent	0	0	0	0	0	0	0	0	0	0	0	0	0
Prisoner Control / Use of Force	0	0	0	0	0	0	0	0	0	0	0	0	0
➤ Suicide	0	0	0	0	0	0	0	0	0	0	0	0	0
➤ Suicide Attempts	0	0	0	0	0	0	0	0	0	0	0	0	0
<b>Subtotal (Employee Non-Assault)</b>	<b>1</b>	<b>0</b>	<b>0</b>	<b>3</b>	<b>0</b>	<b>0</b>	<b>0</b>	<b>0</b>	<b>1</b>	<b>0</b>	<b>0</b>	<b>0</b>	<b>5</b>
<b>Prisoner</b>													
Accidental/Natural Death	0	1	0	1	1	0	2	0	0	2	1	0	8
Escape	0	0	0	0	0	0	0	0	0	0	0	0	0
Escape Attempt	0	0	0	0	0	0	0	0	0	0	0	0	0
Drug Overdose	0	0	0	0	0	0	0	0	0	0	0	0	0
Sexual Contact w/Offenders	0	0	0	0	0	0	0	0	0	0	0	0	0
Suicide	0	0	0	1	0	0	0	0	0	0	1	0	2
Suicide Attempts	2	1	3	1	5	0	0	2	5	2	2	4	27
<b>Subtotal (Prisoner Non-Assault)</b>	<b>2</b>	<b>2</b>	<b>3</b>	<b>3</b>	<b>6</b>	<b>0</b>	<b>2</b>	<b>2</b>	<b>5</b>	<b>4</b>	<b>4</b>	<b>4</b>	<b>37</b>
<b>Other</b>													
All Other	1	1	9	2	9	4	3	4	0	4	5	2	44
Natural Disaster/Physical Plant	0	0	0	0	0	0	0	1	1	0	0	0	2
Riot/Disturbance/Hostage/Demonstration	0	0	0	0	0	0	0	0	0	0	0	0	0
Visitor Related	0	0	0	0	0	0	0	0	0	0	0	0	0
<b>Subtotal ("Other")</b>	<b>1</b>	<b>1</b>	<b>9</b>	<b>2</b>	<b>9</b>	<b>4</b>	<b>3</b>	<b>5</b>	<b>1</b>	<b>4</b>	<b>5</b>	<b>2</b>	<b>46</b>
<b>Grand Total</b>	<b>7</b>	<b>4</b>	<b>20</b>	<b>11</b>	<b>18</b>	<b>7</b>	<b>12</b>	<b>8</b>	<b>13</b>	<b>11</b>	<b>10</b>	<b>10</b>	<b>131</b>

# Michigan Department of Corrections

Public Act 154 of 2005, Boilerplate Reporting

Critical Incident Reports, Section 1013(2)

January 1, 2005 - December 31, 2005

Kinross Correctional Facility

16770 S. Watertower Drive, Kincheloe, MI 49788



**Incidents which occurred off duty.**

	JAN	FEB	MAR	APR	MAY	JUN	JUL	AUG	SEP	OCT	NOV	DEC	TOTAL
<b>Assault Based Critical Incidents</b>													
<b>Employee Victim</b>													
Category I	0	0	0	0	0	0	0	0	0	0	0	0	0
Category II	0	0	0	0	0	0	0	0	0	0	0	0	0
Category III	0	0	0	0	0	0	0	0	0	0	0	0	0
Category IV	0	0	0	0	0	0	0	0	0	0	0	0	0
Category V	0	0	1	0	0	0	0	0	0	0	0	0	1
Category VI	0	1	0	0	0	0	0	1	1	0	1	0	4
<b>Subtotal (Employee Victim Assault)</b>	<b>0</b>	<b>1</b>	<b>1</b>	<b>0</b>	<b>0</b>	<b>0</b>	<b>0</b>	<b>1</b>	<b>1</b>	<b>0</b>	<b>1</b>	<b>0</b>	<b>5</b>
<b>Prisoner Victim</b>													
Category I	0	0	0	0	0	0	0	0	0	0	0	0	0
Category II	0	0	0	0	0	0	0	0	0	0	0	0	0
Category III	0	0	0	0	0	0	0	0	0	0	0	0	0
Category IV	0	0	0	0	0	0	0	0	0	0	0	0	0
Category V	0	1	2	0	0	0	3	1	0	1	0	0	8
Category VI	0	1	0	0	0	0	0	0	1	0	1	1	4
<b>Subtotal (Prisoner Victim Assault)</b>	<b>0</b>	<b>2</b>	<b>2</b>	<b>0</b>	<b>0</b>	<b>0</b>	<b>3</b>	<b>1</b>	<b>1</b>	<b>1</b>	<b>1</b>	<b>1</b>	<b>12</b>
<b>Non-Assault Based Critical Incidents</b>													
<b>Employee</b>													
Accidental/Natural Death	0	0	0	0	0	0	0	0	0	0	0	0	0
Arrest for Felony or Misdemeanor	0	0	0	0	0	0	0	0	0	0	0	0	0
Firearm/Chemical Agent Discharge	0	0	0	0	0	0	0	0	0	0	0	0	0
Loss/Theft of Firearm/Chemical Agent	0	0	0	0	0	0	0	0	0	0	0	0	0
Prisoner Control / Use of Force	0	0	0	0	0	0	0	0	0	0	0	0	0
Suicide	0	0	0	0	0	0	0	0	0	0	0	0	0
Suicide Attempts	0	0	0	0	0	0	0	0	0	0	0	0	0
<b>Subtotal (Employee Non-Assault)</b>	<b>0</b>	<b>0</b>	<b>0</b>	<b>0</b>	<b>0</b>	<b>0</b>	<b>0</b>	<b>0</b>	<b>0</b>	<b>0</b>	<b>0</b>	<b>0</b>	<b>0</b>
<b>Prisoner</b>													
Accidental/Natural Death	0	0	0	0	1	1	0	0	1	0	0	0	3
Escape	0	0	0	0	0	0	0	0	0	0	0	0	0
Escape Attempt	0	0	0	0	0	0	0	0	0	0	0	0	0
Drug Overdose	0	0	0	1	0	0	0	0	0	0	0	0	1
Sexual Contact w/Offenders	0	0	0	0	0	0	0	0	0	0	0	0	0
Suicide	0	0	0	0	0	0	0	0	0	0	0	0	0
Suicide Attempts	0	0	0	2	1	0	0	0	1	0	0	0	4
<b>Subtotal (Prisoner Non-Assault)</b>	<b>0</b>	<b>0</b>	<b>0</b>	<b>3</b>	<b>2</b>	<b>1</b>	<b>0</b>	<b>0</b>	<b>2</b>	<b>0</b>	<b>0</b>	<b>0</b>	<b>8</b>
<b>Other</b>													
All Other	0	0	1	1	1	0	1	1	2	2	0	1	10
Natural Disaster/Physical Plant	0	1	0	2	0	0	2	1	0	0	0	0	6
Riot/Disturbance/Hostage/Demonstration	0	0	0	0	0	0	0	0	0	0	0	0	0
Visitor Related	0	0	0	0	0	0	0	0	0	0	0	0	0
<b>Subtotal ("Other")</b>	<b>0</b>	<b>1</b>	<b>1</b>	<b>3</b>	<b>1</b>	<b>0</b>	<b>3</b>	<b>2</b>	<b>2</b>	<b>2</b>	<b>0</b>	<b>1</b>	<b>16</b>
<b>Grand Total</b>	<b>0</b>	<b>4</b>	<b>4</b>	<b>6</b>	<b>3</b>	<b>1</b>	<b>6</b>	<b>4</b>	<b>6</b>	<b>3</b>	<b>2</b>	<b>2</b>	<b>41</b>

# Michigan Department of Corrections

Public Act 154 of 2005, Boilerplate Reporting

Critical Incident Reports, Section 1013(2)

January 1, 2005 - December 31, 2005

Straits Correctional Facility

4387 W. M-80, Kincheloe, MI 49785



**Incidents which occurred off duty.**

	JAN	FEB	MAR	APR	MAY	JUN	JUL	AUG	SEP	OCT	NOV	DEC	TOTAL
<b>Assault Based Critical Incidents</b>													
<b>Employee Victim</b>													
Category I	0	0	0	0	0	0	0	0	0	0	0	0	0
Category II	0	0	0	0	0	0	0	0	0	0	0	0	0
Category III	0	0	0	0	0	0	0	0	0	0	0	0	0
Category IV	0	0	0	0	0	0	0	0	0	0	0	0	0
Category V	0	0	0	0	0	1	0	0	0	0	1	0	2
Category VI	0	0	0	0	0	0	0	0	0	0	0	0	0
<b>Subtotal (Employee Victim Assault)</b>	<b>0</b>	<b>0</b>	<b>0</b>	<b>0</b>	<b>0</b>	<b>1</b>	<b>0</b>	<b>0</b>	<b>0</b>	<b>0</b>	<b>1</b>	<b>0</b>	<b>2</b>
<b>Prisoner Victim</b>													
Category I	0	0	0	0	0	0	0	0	0	0	0	0	0
Category II	0	0	0	0	0	0	0	0	0	0	0	0	0
Category III	0	0	0	0	0	0	0	0	0	0	0	0	0
Category IV	0	0	0	0	0	0	0	0	0	0	0	0	0
Category V	0	0	1	1	0	0	0	1	0	0	1	0	4
Category VI	0	0	0	0	0	0	0	0	0	0	0	0	0
<b>Subtotal (Prisoner Victim Assault)</b>	<b>0</b>	<b>0</b>	<b>1</b>	<b>1</b>	<b>0</b>	<b>0</b>	<b>0</b>	<b>1</b>	<b>0</b>	<b>0</b>	<b>1</b>	<b>0</b>	<b>4</b>
<b>Non-Assault Based Critical Incidents</b>													
<b>Employee</b>													
Accidental/Natural Death	0	0	0	0	0	0	0	0	0	0	0	0	0
Arrest for Felony or Misdemeanor	0	0	0	0	0	0	0	0	0	0	1	0	1
Firearm/Chemical Agent Discharge	0	0	0	0	0	0	0	0	0	0	0	0	0
Loss/Theft of Firearm/Chemical Agent	0	0	0	0	0	0	0	0	0	0	0	0	0
Prisoner Control / Use of Force	0	0	0	0	0	0	0	0	0	0	0	0	0
Suicide	0	0	0	0	0	0	0	0	0	0	0	0	0
Suicide Attempts	0	0	0	0	0	0	0	0	0	0	0	0	0
<b>Subtotal (Employee Non-Assault)</b>	<b>0</b>	<b>0</b>	<b>0</b>	<b>0</b>	<b>0</b>	<b>0</b>	<b>0</b>	<b>0</b>	<b>0</b>	<b>0</b>	<b>1</b>	<b>0</b>	<b>1</b>
<b>Prisoner</b>													
Accidental/Natural Death	0	0	0	0	0	0	0	0	0	0	0	0	0
Escape	0	0	0	0	0	0	0	0	0	0	0	0	0
Escape Attempt	0	0	0	0	0	0	0	0	0	0	0	0	0
Drug Overdose	0	0	0	0	0	0	0	2	0	0	0	0	2
Sexual Contact w/Offenders	0	0	0	0	0	0	0	0	0	0	0	0	0
Suicide	0	0	0	0	0	0	0	0	0	0	0	0	0
Suicide Attempts	0	0	0	0	0	0	0	0	0	0	0	0	0
<b>Subtotal (Prisoner Non-Assault)</b>	<b>0</b>	<b>0</b>	<b>0</b>	<b>0</b>	<b>0</b>	<b>0</b>	<b>0</b>	<b>2</b>	<b>0</b>	<b>0</b>	<b>0</b>	<b>0</b>	<b>2</b>
<b>Other</b>													
All Other	0	0	0	0	0	1	0	1	3	0	0	0	5
Natural Disaster/Physical Plant	0	0	0	0	1	1	1	0	0	0	0	0	3
Riot/Disturbance/Hostage/Demonstration	1	0	0	0	0	0	0	0	0	0	0	0	1
Visitor Related	0	0	0	0	0	0	0	0	1	1	1	0	3
<b>Subtotal ("Other")</b>	<b>1</b>	<b>0</b>	<b>0</b>	<b>0</b>	<b>1</b>	<b>2</b>	<b>1</b>	<b>1</b>	<b>4</b>	<b>1</b>	<b>1</b>	<b>0</b>	<b>12</b>
<b>Grand Total</b>	<b>1</b>	<b>0</b>	<b>1</b>	<b>1</b>	<b>1</b>	<b>3</b>	<b>1</b>	<b>4</b>	<b>4</b>	<b>1</b>	<b>4</b>	<b>0</b>	<b>21</b>

# Michigan Department of Corrections

Public Act 154 of 2005, Boilerplate Reporting

Critical Incident Reports, Section 1013(2)

January 1, 2005 - December 31, 2005

Lakeland Correctional Facility

141 First Street, Coldwater, MI 49036



➤ Incidents which occurred off duty.

	JAN	FEB	MAR	APR	MAY	JUN	JUL	AUG	SEP	OCT	NOV	DEC	TOTAL
<b>Assault Based Critical Incidents</b>													
<b>Employee Victim</b>													
Category I	0	0	0	0	0	0	0	0	0	0	0	0	0
Category II	0	0	0	0	0	0	0	0	0	0	0	0	0
Category III	0	0	0	0	0	0	0	0	0	0	0	0	0
Category IV	0	0	0	0	0	0	0	2	0	0	0	0	2
Category V	0	0	0	0	0	0	0	2	0	0	0	0	2
Category VI	0	0	0	0	0	0	0	0	0	0	2	0	2
<b>Subtotal (Employee Victim Assault)</b>	<b>0</b>	<b>0</b>	<b>0</b>	<b>0</b>	<b>0</b>	<b>0</b>	<b>0</b>	<b>4</b>	<b>0</b>	<b>0</b>	<b>2</b>	<b>0</b>	<b>6</b>
<b>Prisoner Victim</b>													
Category I	0	0	0	0	0	0	0	0	0	0	0	0	0
Category II	0	1	0	0	0	0	0	0	0	0	0	0	1
Category III	0	0	0	0	0	0	0	0	0	0	0	0	0
Category IV	0	0	0	0	0	0	0	0	1	0	0	0	1
Category V	1	2	0	1	1	1	0	1	1	0	0	0	8
Category VI	0	0	0	1	0	1	1	1	0	0	0	0	4
<b>Subtotal (Prisoner Victim Assault)</b>	<b>1</b>	<b>3</b>	<b>0</b>	<b>2</b>	<b>1</b>	<b>2</b>	<b>1</b>	<b>2</b>	<b>2</b>	<b>0</b>	<b>0</b>	<b>0</b>	<b>14</b>
<b>Non-Assault Based Critical Incidents</b>													
<b>Employee</b>													
➤ Accidental/Natural Death	0	0	0	0	0	0	0	0	0	0	0	0	0
➤ Arrest for Felony or Misdemeanor	0	0	0	0	0	0	0	0	0	0	0	0	0
Firearm/Chemical Agent Discharge	0	0	0	0	0	0	0	0	0	0	0	0	0
Loss/Theft of Firearm/Chemical Agent	0	0	0	0	0	0	0	0	0	0	0	0	0
Prisoner Control / Use of Force	0	0	0	0	0	0	0	0	0	0	0	0	0
➤ Suicide	0	0	0	0	0	0	0	0	0	0	0	0	0
➤ Suicide Attempts	0	0	0	0	0	0	0	0	0	0	0	0	0
<b>Subtotal (Employee Non-Assault)</b>	<b>0</b>	<b>0</b>	<b>0</b>	<b>0</b>	<b>0</b>	<b>0</b>	<b>0</b>	<b>0</b>	<b>0</b>	<b>0</b>	<b>0</b>	<b>0</b>	<b>0</b>
<b>Prisoner</b>													
Accidental/Natural Death	0	0	0	0	0	0	0	0	2	0	2	0	4
Escape	0	0	0	0	0	0	0	0	0	0	0	0	0
Escape Attempt	0	0	0	0	0	0	0	0	0	1	0	0	1
Drug Overdose	0	0	0	0	0	0	0	0	0	0	0	0	0
Sexual Contact w/Offenders	0	0	0	0	0	0	0	0	0	0	0	0	0
Suicide	0	0	0	0	0	0	0	0	0	0	0	0	0
Suicide Attempts	0	0	0	0	0	0	0	0	0	0	0	0	0
<b>Subtotal (Prisoner Non-Assault)</b>	<b>0</b>	<b>0</b>	<b>0</b>	<b>0</b>	<b>0</b>	<b>0</b>	<b>0</b>	<b>0</b>	<b>2</b>	<b>1</b>	<b>2</b>	<b>0</b>	<b>5</b>
<b>Other</b>													
All Other	1	1	0	0	1	2	2	0	1	1	3	6	18
Natural Disaster/Physical Plant	0	0	0	0	0	2	0	1	0	1	1	1	6
Riot/Disturbance/Hostage/Demonstration	0	0	0	0	0	0	0	0	0	0	0	0	0
Visitor Related	0	0	0	0	1	0	2	0	0	0	0	1	4
<b>Subtotal ("Other")</b>	<b>1</b>	<b>1</b>	<b>0</b>	<b>0</b>	<b>2</b>	<b>4</b>	<b>4</b>	<b>1</b>	<b>1</b>	<b>2</b>	<b>4</b>	<b>8</b>	<b>28</b>
<b>Grand Total</b>	<b>2</b>	<b>4</b>	<b>0</b>	<b>2</b>	<b>3</b>	<b>6</b>	<b>5</b>	<b>7</b>	<b>5</b>	<b>3</b>	<b>8</b>	<b>8</b>	<b>53</b>

# Michigan Department of Corrections

Public Act 154 of 2005, Boilerplate Reporting

Critical Incident Reports, Section 1013(2)

January 1, 2005 - December 31, 2005

Alger Maximum Correctional Facility

Industrial Park Drive, P.O. Box 600, Munising, MI 49862



➤ Incidents which occurred off duty.

	JAN	FEB	MAR	APR	MAY	JUN	JUL	AUG	SEP	OCT	NOV	DEC	TOTAL
<b>Assault Based Critical Incidents</b>													
<b>Employee Victim</b>													
Category I	0	0	0	0	0	0	0	0	0	0	0	0	0
Category II	0	0	0	0	0	0	0	0	0	0	0	0	0
Category III	0	0	0	0	0	0	0	0	0	0	0	0	0
Category IV	0	0	0	0	0	0	0	0	0	0	0	0	0
Category V	0	0	2	0	0	0	2	0	2	0	1	0	7
Category VI	1	1	2	3	3	1	1	4	2	0	3	1	22
<b>Subtotal (Employee Victim Assault)</b>	<b>1</b>	<b>1</b>	<b>4</b>	<b>3</b>	<b>3</b>	<b>1</b>	<b>3</b>	<b>4</b>	<b>4</b>	<b>0</b>	<b>4</b>	<b>1</b>	<b>29</b>
<b>Prisoner Victim</b>													
Category I	0	0	0	0	0	0	0	0	0	0	0	0	0
Category II	0	0	0	0	0	0	0	0	0	0	0	0	0
Category III	0	0	0	0	0	0	0	0	0	0	0	0	0
Category IV	0	0	0	0	0	0	0	0	0	0	0	0	0
Category V	1	0	0	0	1	0	0	0	0	0	0	1	3
Category VI	0	0	0	0	0	0	0	0	0	0	0	0	0
<b>Subtotal (Prisoner Victim Assault)</b>	<b>1</b>	<b>0</b>	<b>0</b>	<b>0</b>	<b>1</b>	<b>0</b>	<b>0</b>	<b>0</b>	<b>0</b>	<b>0</b>	<b>0</b>	<b>1</b>	<b>3</b>
<b>Non-Assault Based Critical Incidents</b>													
<b>Employee</b>													
➤ Accidental/Natural Death	0	0	0	0	0	0	0	0	0	0	0	0	0
➤ Arrest for Felony or Misdemeanor	0	0	0	0	0	0	0	0	0	0	0	0	0
➤ Firearm/Chemical Agent Discharge	1	5	5	1	1	2	2	2	4	3	1	0	27
➤ Loss/Theft of Firearm/Chemical Agent	0	0	0	0	0	0	0	0	0	0	0	0	0
➤ Prisoner Control / Use of Force	0	0	0	0	0	0	0	0	0	0	0	0	0
➤ Suicide	0	0	0	0	0	0	0	0	0	0	0	0	0
➤ Suicide Attempts	0	0	0	1	2	2	0	0	2	0	0	0	7
<b>Subtotal (Employee Non-Assault)</b>	<b>1</b>	<b>5</b>	<b>5</b>	<b>2</b>	<b>3</b>	<b>4</b>	<b>2</b>	<b>2</b>	<b>6</b>	<b>3</b>	<b>1</b>	<b>0</b>	<b>34</b>
<b>Prisoner</b>													
Accidental/Natural Death	0	0	0	0	0	0	0	0	0	0	0	0	0
Escape	0	0	0	0	0	0	0	0	0	0	0	0	0
Escape Attempt	0	0	0	0	0	0	0	0	0	0	0	0	0
Drug Overdose	0	0	0	1	0	0	1	0	0	0	0	0	2
Sexual Contact w/Offenders	0	0	0	0	0	0	0	0	0	0	0	0	0
Suicide	0	0	0	0	0	0	0	0	0	0	0	0	0
Suicide Attempts	3	0	1	0	0	0	4	3	0	1	0	0	12
<b>Subtotal (Prisoner Non-Assault)</b>	<b>3</b>	<b>0</b>	<b>1</b>	<b>1</b>	<b>0</b>	<b>0</b>	<b>5</b>	<b>3</b>	<b>0</b>	<b>1</b>	<b>0</b>	<b>0</b>	<b>14</b>
<b>Other</b>													
All Other	7	15	7	7	10	15	10	12	5	10	6	4	108
Natural Disaster/Physical Plant	0	0	0	0	0	0	0	0	0	0	0	0	0
Riot/Disturbance/Hostage/Demonstration	0	0	0	0	0	0	0	0	0	0	0	0	0
Visitor Related	0	0	0	0	0	0	0	0	0	0	0	0	0
<b>Subtotal ("Other")</b>	<b>7</b>	<b>15</b>	<b>7</b>	<b>7</b>	<b>10</b>	<b>15</b>	<b>10</b>	<b>12</b>	<b>5</b>	<b>10</b>	<b>6</b>	<b>4</b>	<b>108</b>
<b>Grand Total</b>	<b>13</b>	<b>21</b>	<b>17</b>	<b>13</b>	<b>17</b>	<b>20</b>	<b>20</b>	<b>21</b>	<b>15</b>	<b>14</b>	<b>11</b>	<b>6</b>	<b>188</b>

# Michigan Department of Corrections

Public Act 154 of 2005, Boilerplate Reporting

Critical Incident Reports, Section 1013(2)

January 1, 2005 - December 31, 2005

Earnest C. Brooks Correctional Facility

2500 S. Sheridan Road, Muskegon Heights, MI 49444



**➤ Incidents which occurred off duty.**

	JAN	FEB	MAR	APR	MAY	JUN	JUL	AUG	SEP	OCT	NOV	DEC	TOTAL
<b>Assault Based Critical Incidents</b>													
<b>Employee Victim</b>													
Category I	0	0	0	0	0	0	0	0	0	0	0	0	0
Category II	0	0	0	0	0	0	0	0	0	0	0	0	0
Category III	0	0	0	0	0	0	0	0	0	0	0	0	0
Category IV	0	0	0	0	0	0	0	0	0	0	0	0	0
Category V	0	0	0	0	0	0	0	0	1	0	0	0	1
Category VI	0	1	0	3	1	0	1	1	0	0	0	0	7
<b>Subtotal (Employee Victim Assault)</b>	<b>0</b>	<b>1</b>	<b>0</b>	<b>3</b>	<b>1</b>	<b>0</b>	<b>1</b>	<b>1</b>	<b>1</b>	<b>0</b>	<b>0</b>	<b>0</b>	<b>8</b>
<b>Prisoner Victim</b>													
Category I	0	0	1	0	0	0	0	0	1	0	0	0	2
Category II	0	0	0	0	0	0	0	0	0	0	0	0	0
Category III	0	0	0	0	0	0	0	0	0	1	0	0	1
Category IV	0	0	0	0	0	0	0	0	0	0	0	0	0
Category V	2	1	1	1	1	0	0	0	3	1	1	1	12
Category VI	2	0	2	0	0	0	0	0	4	0	0	0	8
<b>Subtotal (Prisoner Victim Assault)</b>	<b>4</b>	<b>1</b>	<b>4</b>	<b>1</b>	<b>1</b>	<b>0</b>	<b>0</b>	<b>0</b>	<b>8</b>	<b>2</b>	<b>1</b>	<b>1</b>	<b>23</b>
<b>Non-Assault Based Critical Incidents</b>													
<b>Employee</b>													
➤ Accidental/Natural Death	0	0	0	0	0	0	0	0	0	0	0	0	0
➤ Arrest for Felony or Misdemeanor	0	0	0	0	0	0	0	0	0	0	0	0	0
Firearm/Chemical Agent Discharge	0	0	0	0	0	0	0	0	0	0	0	0	0
Loss/Theft of Firearm/Chemical Agent	0	0	0	0	0	0	0	0	0	0	0	0	0
Prisoner Control / Use of Force	0	0	0	0	0	0	0	0	0	0	0	0	0
➤ Suicide	0	0	0	0	0	0	0	0	0	0	0	0	0
➤ Suicide Attempts	0	0	0	0	0	0	0	0	0	0	0	0	0
<b>Subtotal (Employee Non-Assault)</b>	<b>0</b>	<b>0</b>	<b>0</b>	<b>0</b>	<b>0</b>	<b>0</b>	<b>0</b>	<b>0</b>	<b>0</b>	<b>0</b>	<b>0</b>	<b>0</b>	<b>0</b>
<b>Prisoner</b>													
Accidental/Natural Death	0	0	0	0	0	0	0	1	0	0	1	0	2
Escape	0	0	0	0	0	0	0	0	0	0	0	0	0
Escape Attempt	0	0	0	0	0	0	0	0	0	0	0	0	0
Drug Overdose	0	0	0	0	0	0	0	0	0	0	0	0	0
Sexual Contact w/Offenders	0	0	0	0	0	0	0	0	0	0	0	0	0
Suicide	0	0	0	0	0	0	0	0	0	0	0	0	0
Suicide Attempts	1	0	1	1	1	0	0	1	0	1	1	0	7
<b>Subtotal (Prisoner Non-Assault)</b>	<b>1</b>	<b>0</b>	<b>1</b>	<b>1</b>	<b>1</b>	<b>0</b>	<b>0</b>	<b>2</b>	<b>0</b>	<b>1</b>	<b>2</b>	<b>0</b>	<b>9</b>
<b>Other</b>													
All Other	0	1	0	1	1	2	1	0	0	1	0	1	8
Natural Disaster/Physical Plant	0	0	0	0	1	2	2	0	0	0	0	0	5
Riot/Disturbance/Hostage/Demonstration	0	0	0	0	0	0	0	0	0	0	0	0	0
Visitor Related	0	0	0	0	0	0	0	0	0	0	1	0	1
<b>Subtotal ("Other")</b>	<b>0</b>	<b>1</b>	<b>0</b>	<b>1</b>	<b>2</b>	<b>4</b>	<b>3</b>	<b>0</b>	<b>0</b>	<b>1</b>	<b>1</b>	<b>1</b>	<b>14</b>
<b>Grand Total</b>	<b>5</b>	<b>3</b>	<b>5</b>	<b>6</b>	<b>5</b>	<b>4</b>	<b>4</b>	<b>3</b>	<b>9</b>	<b>4</b>	<b>4</b>	<b>2</b>	<b>54</b>

# Michigan Department of Corrections

Public Act 154 of 2005, Boilerplate Reporting

Critical Incident Reports, Section 1013(2)

January 1, 2005 - December 31, 2005

Marquette Branch Prison

1960 U.S. 41 South, Marquette, MI 49855



➤ Incidents which occurred off duty.

	JAN	FEB	MAR	APR	MAY	JUN	JUL	AUG	SEP	OCT	NOV	DEC	TOTAL
<b>Assault Based Critical Incidents</b>													
<b>Employee Victim</b>													
Category I	0	0	0	0	0	0	0	0	0	0	0	0	0
Category II	0	0	0	0	0	0	0	0	0	0	0	0	0
Category III	0	0	0	0	0	0	0	0	0	0	0	0	0
Category IV	0	0	0	0	0	0	0	0	0	0	0	0	0
Category V	0	0	0	1	1	0	1	2	2	1	1	0	9
Category VI	0	0	0	1	1	0	0	0	0	0	0	1	3
<b>Subtotal (Employee Victim Assault)</b>	<b>0</b>	<b>0</b>	<b>0</b>	<b>2</b>	<b>2</b>	<b>0</b>	<b>1</b>	<b>2</b>	<b>2</b>	<b>1</b>	<b>1</b>	<b>1</b>	<b>12</b>
<b>Prisoner Victim</b>													
Category I	0	0	0	0	0	0	0	0	0	0	0	0	0
Category II	0	0	0	0	0	0	0	0	0	0	0	0	0
Category III	0	0	0	0	0	0	0	0	0	0	0	0	0
Category IV	0	0	0	0	0	0	0	0	0	0	0	0	0
Category V	0	0	0	1	0	0	0	1	1	1	0	1	5
Category VI	0	0	0	0	0	0	0	0	0	0	0	0	0
<b>Subtotal (Prisoner Victim Assault)</b>	<b>0</b>	<b>0</b>	<b>0</b>	<b>1</b>	<b>0</b>	<b>0</b>	<b>0</b>	<b>1</b>	<b>1</b>	<b>1</b>	<b>0</b>	<b>1</b>	<b>5</b>
<b>Non-Assault Based Critical Incidents</b>													
<b>Employee</b>													
➤ Accidental/Natural Death	0	0	0	0	0	0	0	0	0	0	0	0	0
➤ Arrest for Felony or Misdemeanor	2	0	1	0	0	2	0	0	0	1	1	0	7
➤ Firearm/Chemical Agent Discharge	2	1	2	1	1	0	0	2	1	3	0	1	14
➤ Loss/Theft of Firearm/Chemical Agent	0	0	0	0	0	0	0	0	0	0	0	0	0
➤ Prisoner Control / Use of Force	3	0	1	2	2	3	7	3	2	3	6	2	34
➤ Suicide	0	1	0	0	0	0	0	0	0	0	0	0	1
➤ Suicide Attempts	0	0	0	0	0	0	0	0	0	0	0	0	0
<b>Subtotal (Employee Non-Assault)</b>	<b>7</b>	<b>2</b>	<b>4</b>	<b>3</b>	<b>3</b>	<b>5</b>	<b>7</b>	<b>5</b>	<b>3</b>	<b>7</b>	<b>7</b>	<b>3</b>	<b>56</b>
<b>Prisoner</b>													
Accidental/Natural Death	1	2	0	0	0	0	0	0	0	1	1	0	5
Escape	0	0	0	0	0	0	0	0	0	0	0	0	0
Escape Attempt	0	0	0	0	0	0	0	0	0	0	0	0	0
Drug Overdose	0	0	0	0	0	0	0	0	0	0	0	0	0
Sexual Contact w/Offenders	0	0	0	0	0	0	0	0	0	0	0	0	0
Suicide	0	0	0	0	0	0	0	0	0	0	1	0	1
Suicide Attempts	0	0	0	1	0	0	0	0	0	0	1	0	2
<b>Subtotal (Prisoner Non-Assault)</b>	<b>1</b>	<b>2</b>	<b>0</b>	<b>1</b>	<b>0</b>	<b>0</b>	<b>0</b>	<b>0</b>	<b>0</b>	<b>1</b>	<b>3</b>	<b>0</b>	<b>8</b>
<b>Other</b>													
All Other	0	0	0	1	0	1	0	2	0	0	0	2	6
Natural Disaster/Physical Plant	0	0	0	0	0	0	1	0	0	0	0	0	1
Riot/Disturbance/Hostage/Demonstration	0	0	0	0	0	0	0	0	0	0	0	0	0
Visitor Related	0	0	0	0	1	0	0	0	0	0	0	0	1
<b>Subtotal ("Other")</b>	<b>0</b>	<b>0</b>	<b>0</b>	<b>1</b>	<b>1</b>	<b>1</b>	<b>1</b>	<b>2</b>	<b>0</b>	<b>0</b>	<b>0</b>	<b>2</b>	<b>8</b>
<b>Grand Total</b>	<b>8</b>	<b>4</b>	<b>4</b>	<b>8</b>	<b>6</b>	<b>6</b>	<b>9</b>	<b>10</b>	<b>6</b>	<b>10</b>	<b>11</b>	<b>7</b>	<b>89</b>

# Michigan Department of Corrections

Public Act 154 of 2005, Boilerplate Reporting

Critical Incident Reports, Section 1013(2)

January 1, 2005 - December 31, 2005

Muskegon Correctional Facility

2400 S. Sheridan Drive, Muskegon, MI 49442



➤ Incidents which occurred off duty.

	JAN	FEB	MAR	APR	MAY	JUN	JUL	AUG	SEP	OCT	NOV	DEC	TOTAL
<b>Assault Based Critical Incidents</b>													
<b>Employee Victim</b>													
Category I	0	0	0	0	0	0	0	0	0	0	0	0	0
Category II	0	0	0	0	0	0	0	0	0	0	0	0	0
Category III	0	0	0	0	0	0	0	0	0	0	0	0	0
Category IV	0	0	0	0	0	0	0	0	0	0	0	0	0
Category V	0	0	0	0	0	0	1	1	0	0	0	0	2
Category VI	1	0	0	0	0	0	1	0	0	1	0	0	3
<b>Subtotal (Employee Victim Assault)</b>	<b>1</b>	<b>0</b>	<b>0</b>	<b>0</b>	<b>0</b>	<b>0</b>	<b>2</b>	<b>1</b>	<b>0</b>	<b>1</b>	<b>0</b>	<b>0</b>	<b>5</b>
<b>Prisoner Victim</b>													
Category I	0	0	0	0	0	0	0	0	1	0	1	0	2
Category II	0	0	0	1	0	0	0	0	0	0	0	0	1
Category III	0	0	0	0	0	0	0	0	0	0	0	0	0
Category IV	0	0	0	0	0	0	0	0	0	0	0	0	0
Category V	3	1	2	0	0	1	1	1	0	0	0	0	11
Category VI	0	0	0	0	0	1	0	1	2	0	0	0	4
<b>Subtotal (Prisoner Victim Assault)</b>	<b>3</b>	<b>1</b>	<b>2</b>	<b>1</b>	<b>0</b>	<b>2</b>	<b>1</b>	<b>2</b>	<b>3</b>	<b>0</b>	<b>1</b>	<b>2</b>	<b>18</b>
<b>Non-Assault Based Critical Incidents</b>													
<b>Employee</b>													
➤ Accidental/Natural Death	0	0	0	0	0	0	0	0	0	0	0	0	0
➤ Arrest for Felony or Misdemeanor	0	0	0	0	0	0	0	0	0	0	0	0	0
Firearm/Chemical Agent Discharge	0	0	0	0	0	0	0	0	0	0	0	0	0
Loss/Theft of Firearm/Chemical Agent	0	0	0	0	0	0	0	0	0	0	0	0	0
Prisoner Control / Use of Force	0	0	0	0	0	0	0	0	0	0	0	0	0
➤ Suicide	0	0	0	0	0	0	0	0	0	0	0	0	0
➤ Suicide Attempts	0	0	0	0	0	0	0	0	0	0	0	0	0
<b>Subtotal (Employee Non-Assault)</b>	<b>0</b>	<b>0</b>	<b>0</b>	<b>0</b>	<b>0</b>	<b>0</b>	<b>0</b>	<b>0</b>	<b>0</b>	<b>0</b>	<b>0</b>	<b>0</b>	<b>0</b>
<b>Prisoner</b>													
Accidental/Natural Death	0	0	0	0	0	0	0	0	0	0	2	0	2
Escape	0	0	0	0	0	0	0	0	0	0	0	0	0
Escape Attempt	0	0	0	0	0	0	0	0	0	0	0	0	0
Drug Overdose	0	0	0	0	0	0	0	0	0	0	0	0	0
Sexual Contact w/Offenders	0	0	0	0	0	0	0	0	0	0	0	0	0
Suicide	0	0	0	0	0	0	0	0	0	0	0	0	0
Suicide Attempts	0	0	0	0	2	1	0	0	0	1	0	0	4
<b>Subtotal (Prisoner Non-Assault)</b>	<b>0</b>	<b>0</b>	<b>0</b>	<b>0</b>	<b>2</b>	<b>1</b>	<b>0</b>	<b>0</b>	<b>0</b>	<b>1</b>	<b>2</b>	<b>0</b>	<b>6</b>
<b>Other</b>													
All Other	2	0	2	0	0	1	0	1	1	0	1	1	9
Natural Disaster/Physical Plant	0	0	0	0	0	0	2	0	0	0	0	0	2
Riot/Disturbance/Hostage/Demonstration	0	0	0	0	0	0	0	0	0	0	0	0	0
Visitor Related	1	0	0	0	0	0	0	0	0	0	0	0	1
<b>Subtotal ("Other")</b>	<b>3</b>	<b>0</b>	<b>2</b>	<b>0</b>	<b>0</b>	<b>1</b>	<b>2</b>	<b>1</b>	<b>1</b>	<b>0</b>	<b>1</b>	<b>1</b>	<b>12</b>
<b>Grand Total</b>	<b>7</b>	<b>1</b>	<b>4</b>	<b>1</b>	<b>2</b>	<b>4</b>	<b>5</b>	<b>4</b>	<b>4</b>	<b>2</b>	<b>4</b>	<b>3</b>	<b>41</b>

# Michigan Department of Corrections

Public Act 154 of 2005, Boilerplate Reporting

Critical Incident Reports, Section 1013(2)

January 1, 2005 - December 31, 2005

Pugsley Correctional Facility

7401 E. Walton Road, Kingsley, MI 49649



**Incidents which occurred off duty.**

	JAN	FEB	MAR	APR	MAY	JUN	JUL	AUG	SEP	OCT	NOV	DEC	TOTAL
<b>Assault Based Critical Incidents</b>													
<b>Employee Victim</b>													
Category I	0	0	0	0	0	0	0	0	0	0	0	0	0
Category II	0	0	0	0	0	0	0	0	0	0	0	0	0
Category III	0	0	0	0	0	0	0	0	0	0	0	0	0
Category IV	0	0	0	0	0	0	0	0	0	0	0	0	0
Category V	0	0	0	0	0	0	0	0	0	1	0	0	1
Category VI	0	0	0	0	0	0	1	0	1	0	0	0	2
<b>Subtotal (Employee Victim Assault)</b>	<b>0</b>	<b>0</b>	<b>0</b>	<b>0</b>	<b>0</b>	<b>0</b>	<b>1</b>	<b>0</b>	<b>1</b>	<b>1</b>	<b>0</b>	<b>0</b>	<b>3</b>
<b>Prisoner Victim</b>													
Category I	0	0	0	0	0	0	0	0	0	0	0	1	1
Category II	0	0	0	0	0	0	0	0	0	0	0	0	0
Category III	0	0	0	0	0	0	0	0	0	0	0	0	0
Category IV	0	0	0	0	0	0	0	0	0	0	0	0	0
Category V	0	1	0	0	0	0	2	3	0	0	0	3	9
Category VI	0	0	0	0	0	0	0	0	0	0	0	0	0
<b>Subtotal (Prisoner Victim Assault)</b>	<b>0</b>	<b>1</b>	<b>0</b>	<b>0</b>	<b>0</b>	<b>0</b>	<b>2</b>	<b>3</b>	<b>0</b>	<b>0</b>	<b>0</b>	<b>4</b>	<b>10</b>
<b>Non-Assault Based Critical Incidents</b>													
<b>Employee</b>													
Accidental/Natural Death	0	0	0	0	0	0	0	0	0	0	0	0	0
Arrest for Felony or Misdemeanor	0	0	0	0	0	0	0	0	0	0	0	0	0
Firearm/Chemical Agent Discharge	0	0	0	0	0	0	0	0	0	0	0	0	0
Loss/Theft of Firearm/Chemical Agent	0	0	0	0	0	0	0	0	0	0	0	0	0
Prisoner Control / Use of Force	0	0	0	0	0	0	0	0	0	0	0	0	0
Suicide	0	0	0	0	0	0	0	0	0	0	0	0	0
Suicide Attempts	0	0	0	0	0	0	0	0	0	0	0	0	0
<b>Subtotal (Employee Non-Assault)</b>	<b>0</b>	<b>0</b>	<b>0</b>	<b>0</b>	<b>0</b>	<b>0</b>	<b>0</b>	<b>0</b>	<b>0</b>	<b>0</b>	<b>0</b>	<b>0</b>	<b>0</b>
<b>Prisoner</b>													
Accidental/Natural Death	0	0	0	0	0	0	0	0	0	0	0	0	0
Escape	0	0	0	0	0	0	0	0	0	0	0	0	0
Escape Attempt	0	0	0	0	0	0	0	0	0	0	0	0	0
Drug Overdose	0	0	0	0	0	0	0	0	0	0	0	0	0
Sexual Contact w/Offenders	0	0	0	0	0	0	0	0	0	0	0	0	0
Suicide	0	0	0	0	0	0	0	0	0	0	0	0	0
Suicide Attempts	0	0	0	0	0	0	0	0	0	0	0	0	0
<b>Subtotal (Prisoner Non-Assault)</b>	<b>0</b>	<b>0</b>	<b>0</b>	<b>0</b>	<b>0</b>	<b>0</b>	<b>0</b>	<b>0</b>	<b>0</b>	<b>0</b>	<b>0</b>	<b>0</b>	<b>0</b>
<b>Other</b>													
All Other	0	0	0	1	0	0	1	1	0	1	1	0	5
Natural Disaster/Physical Plant	0	0	0	0	0	0	0	1	0	0	1	0	2
Riot/Disturbance/Hostage/Demonstration	0	0	0	0	0	0	0	0	0	0	0	0	0
Visitor Related	0	0	1	0	0	0	0	0	0	0	0	0	1
<b>Subtotal ("Other")</b>	<b>0</b>	<b>0</b>	<b>1</b>	<b>1</b>	<b>0</b>	<b>0</b>	<b>1</b>	<b>2</b>	<b>0</b>	<b>1</b>	<b>2</b>	<b>0</b>	<b>8</b>
<b>Grand Total</b>	<b>0</b>	<b>1</b>	<b>1</b>	<b>1</b>	<b>0</b>	<b>0</b>	<b>4</b>	<b>5</b>	<b>1</b>	<b>2</b>	<b>2</b>	<b>4</b>	<b>21</b>

# Michigan Department of Corrections

Public Act 154 of 2005, Boilerplate Reporting

Critical Incident Reports, Section 1013(2)

January 1, 2005 - December 31, 2005

Macomb Correctional Facility

34625 26 Mile Road, New Haven, MI 48048



**Incidents which occurred off duty.**

	JAN	FEB	MAR	APR	MAY	JUN	JUL	AUG	SEP	OCT	NOV	DEC	TOTAL
<b>Assault Based Critical Incidents</b>													
<b>Employee Victim</b>													
Category I	0	0	0	0	0	0	0	0	0	0	0	0	0
Category II	0	0	0	0	0	0	0	0	0	0	0	0	0
Category III	0	0	0	0	0	0	0	0	0	0	0	0	0
Category IV	0	0	0	0	0	0	0	0	0	0	0	0	0
Category V	0	0	0	0	0	0	0	1	0	1	0	0	2
Category VI	1	0	0	1	0	4	0	1	0	0	2	0	9
<b>Subtotal (Employee Victim Assault)</b>	<b>1</b>	<b>0</b>	<b>0</b>	<b>1</b>	<b>0</b>	<b>4</b>	<b>0</b>	<b>2</b>	<b>0</b>	<b>1</b>	<b>2</b>	<b>0</b>	<b>11</b>
<b>Prisoner Victim</b>													
Category I	0	0	0	0	0	0	0	0	0	0	0	0	0
Category II	0	0	0	0	0	0	0	0	1	0	0	0	1
Category III	0	0	0	0	0	0	0	0	0	0	0	0	0
Category IV	0	0	0	0	0	0	0	0	0	0	0	0	0
Category V	1	2	1	1	2	0	1	1	1	2	1	0	13
Category VI	2	0	0	0	1	0	2	0	1	1	1	2	10
<b>Subtotal (Prisoner Victim Assault)</b>	<b>3</b>	<b>2</b>	<b>1</b>	<b>1</b>	<b>3</b>	<b>0</b>	<b>3</b>	<b>1</b>	<b>3</b>	<b>3</b>	<b>2</b>	<b>2</b>	<b>24</b>
<b>Non-Assault Based Critical Incidents</b>													
<b>Employee</b>													
Accidental/Natural Death	0	0	0	0	0	0	0	0	0	0	0	0	0
Arrest for Felony or Misdemeanor	0	0	0	0	0	0	0	0	0	0	0	1	1
Firearm/Chemical Agent Discharge	0	0	0	0	0	0	0	0	0	0	0	0	0
Loss/Theft of Firearm/Chemical Agent	0	0	0	0	0	0	0	0	0	0	0	0	0
Prisoner Control / Use of Force	0	0	0	0	0	0	0	0	0	0	0	0	0
Suicide	0	0	0	0	0	0	0	0	0	0	0	0	0
Suicide Attempts	0	0	0	0	0	0	0	0	0	0	0	0	0
<b>Subtotal (Employee Non-Assault)</b>	<b>0</b>	<b>0</b>	<b>0</b>	<b>0</b>	<b>0</b>	<b>0</b>	<b>0</b>	<b>0</b>	<b>0</b>	<b>0</b>	<b>0</b>	<b>1</b>	<b>1</b>
<b>Prisoner</b>													
Accidental/Natural Death	0	0	0	0	0	0	0	2	0	0	1	1	4
Escape	0	0	0	0	0	0	1	0	0	0	0	0	1
Escape Attempt	0	0	0	0	0	0	0	0	0	0	0	1	1
Drug Overdose	0	0	0	0	0	0	0	0	0	0	0	0	0
Sexual Contact w/Offenders	0	0	0	0	0	0	0	0	0	0	0	0	0
Suicide	0	0	0	0	0	0	0	0	0	0	0	0	0
Suicide Attempts	1	1	0	2	0	0	2	1	0	0	0	1	8
<b>Subtotal (Prisoner Non-Assault)</b>	<b>1</b>	<b>1</b>	<b>0</b>	<b>2</b>	<b>0</b>	<b>0</b>	<b>3</b>	<b>3</b>	<b>0</b>	<b>0</b>	<b>1</b>	<b>3</b>	<b>14</b>
<b>Other</b>													
All Other	1	0	1	0	0	2	2	1	0	2	0	0	9
Natural Disaster/Physical Plant	0	0	0	0	0	0	0	0	0	0	0	0	0
Riot/Disturbance/Hostage/Demonstration	0	0	0	0	0	0	0	1	0	0	0	0	1
Visitor Related	0	0	0	0	0	0	0	0	0	0	0	0	0
<b>Subtotal ("Other")</b>	<b>1</b>	<b>0</b>	<b>1</b>	<b>0</b>	<b>0</b>	<b>2</b>	<b>2</b>	<b>2</b>	<b>0</b>	<b>2</b>	<b>0</b>	<b>0</b>	<b>10</b>
<b>Grand Total</b>	<b>6</b>	<b>3</b>	<b>2</b>	<b>4</b>	<b>3</b>	<b>6</b>	<b>8</b>	<b>8</b>	<b>3</b>	<b>6</b>	<b>5</b>	<b>6</b>	<b>60</b>

# Michigan Department of Corrections

Public Act 154 of 2005, Boilerplate Reporting

Critical Incident Reports, Section 1013(2)

January 1, 2005 - December 31, 2005

West Shoreline Correctional Facility

2500 S. Sheridan Drive, Muskegon Heights, MI 49444



➤ Incidents which occurred off duty.

	JAN	FEB	MAR	APR	MAY	JUN	JUL	AUG	SEP	OCT	NOV	DEC	TOTAL
<b>Assault Based Critical Incidents</b>													
<b>Employee Victim</b>													
Category I	0	0	0	0	0	0	0	0	0	0	0	0	0
Category II	0	0	0	0	0	0	0	0	0	0	0	0	0
Category III	0	0	0	0	0	0	0	0	0	0	0	0	0
Category IV	0	0	0	0	0	0	0	0	0	0	0	0	0
Category V	0	0	0	0	0	0	0	0	0	0	0	1	1
Category VI	0	0	0	0	0	0	0	0	0	0	0	0	0
<b>Subtotal (Employee Victim Assault)</b>	<b>0</b>	<b>0</b>	<b>0</b>	<b>0</b>	<b>0</b>	<b>0</b>	<b>0</b>	<b>0</b>	<b>0</b>	<b>0</b>	<b>0</b>	<b>1</b>	<b>1</b>
<b>Prisoner Victim</b>													
Category I	0	0	0	0	0	0	0	0	0	0	0	0	0
Category II	0	0	0	0	0	0	0	0	0	0	0	0	0
Category III	0	0	0	0	0	1	0	0	0	1	0	0	2
Category IV	0	0	0	0	0	0	1	0	0	0	0	0	1
Category V	0	1	0	0	0	0	0	1	0	2	2	2	8
Category VI	0	0	0	0	0	0	0	1	0	0	0	0	1
<b>Subtotal (Prisoner Victim Assault)</b>	<b>0</b>	<b>1</b>	<b>0</b>	<b>0</b>	<b>0</b>	<b>1</b>	<b>1</b>	<b>2</b>	<b>0</b>	<b>3</b>	<b>2</b>	<b>2</b>	<b>12</b>
<b>Non-Assault Based Critical Incidents</b>													
<b>Employee</b>													
➤ Accidental/Natural Death	0	0	0	0	0	0	0	0	0	0	0	0	0
➤ Arrest for Felony or Misdemeanor	0	0	0	0	0	0	0	0	0	0	0	0	0
Firearm/Chemical Agent Discharge	0	0	0	0	0	0	0	0	0	0	0	0	0
Loss/Theft of Firearm/Chemical Agent	0	0	0	0	0	0	0	0	0	0	0	0	0
Prisoner Control / Use of Force	0	0	0	0	0	0	0	0	0	0	0	0	0
➤ Suicide	0	0	0	0	0	0	0	0	0	0	0	0	0
➤ Suicide Attempts	0	0	0	0	0	0	0	0	0	0	0	0	0
<b>Subtotal (Employee Non-Assault)</b>	<b>0</b>	<b>0</b>	<b>0</b>	<b>0</b>	<b>0</b>	<b>0</b>	<b>0</b>	<b>0</b>	<b>0</b>	<b>0</b>	<b>0</b>	<b>0</b>	<b>0</b>
<b>Prisoner</b>													
Accidental/Natural Death	1	0	0	0	0	0	0	0	0	0	0	0	1
Escape	0	0	0	0	0	0	0	0	0	0	0	0	0
Escape Attempt	0	0	0	0	0	0	0	0	0	0	0	0	0
Drug Overdose	0	0	0	0	0	0	0	0	0	0	0	0	0
Sexual Contact w/Offenders	0	0	0	0	0	0	0	0	0	0	0	0	0
Suicide	0	0	0	0	0	0	0	0	0	0	0	0	0
Suicide Attempts	0	0	0	0	0	0	0	0	0	0	0	0	0
<b>Subtotal (Prisoner Non-Assault)</b>	<b>1</b>	<b>0</b>	<b>0</b>	<b>0</b>	<b>0</b>	<b>0</b>	<b>0</b>	<b>0</b>	<b>0</b>	<b>0</b>	<b>0</b>	<b>0</b>	<b>1</b>
<b>Other</b>													
All Other	0	0	0	1	1	0	1	0	0	1	0	1	5
Natural Disaster/Physical Plant	0	0	0	1	0	1	0	0	0	0	2	1	5
Riot/Disturbance/Hostage/Demonstration	0	0	0	0	0	0	0	0	0	0	0	0	0
Visitor Related	0	0	0	0	0	0	0	0	0	0	0	0	0
<b>Subtotal ("Other")</b>	<b>0</b>	<b>0</b>	<b>0</b>	<b>2</b>	<b>1</b>	<b>1</b>	<b>1</b>	<b>0</b>	<b>0</b>	<b>1</b>	<b>2</b>	<b>2</b>	<b>10</b>
<b>Grand Total</b>	<b>1</b>	<b>1</b>	<b>0</b>	<b>2</b>	<b>1</b>	<b>2</b>	<b>2</b>	<b>2</b>	<b>0</b>	<b>4</b>	<b>4</b>	<b>5</b>	<b>24</b>

# Michigan Department of Corrections

Public Act 154 of 2005, Boilerplate Reporting

Critical Incident Reports, Section 1013(2)

January 1, 2005 - December 31, 2005

Richard A. Handlon Correctional Facility

1728 Bluewater Highway, Ionia, MI 48846



**Incidents which occurred off duty.**

	JAN	FEB	MAR	APR	MAY	JUN	JUL	AUG	SEP	OCT	NOV	DEC	TOTAL
<b>Assault Based Critical Incidents</b>													
<b>Employee Victim</b>													
Category I	0	0	0	0	0	0	0	0	0	0	0	0	0
Category II	0	0	0	0	0	0	0	0	0	0	0	0	0
Category III	0	0	0	0	0	0	0	0	0	0	0	0	0
Category IV	0	0	0	0	0	0	0	0	0	0	0	0	0
Category V	0	0	0	1	0	0	1	1	1	1	0	0	5
Category VI	0	0	0	0	1	1	0	0	0	0	0	0	2
<b>Subtotal (Employee Victim Assault)</b>	<b>0</b>	<b>0</b>	<b>0</b>	<b>1</b>	<b>1</b>	<b>1</b>	<b>1</b>	<b>1</b>	<b>1</b>	<b>1</b>	<b>0</b>	<b>0</b>	<b>7</b>
<b>Prisoner Victim</b>													
Category I	0	0	0	0	1	0	0	0	0	0	0	0	1
Category II	0	0	0	0	0	0	0	0	1	0	2	0	3
Category III	0	0	0	0	0	0	0	0	0	0	1	0	1
Category IV	0	0	0	0	0	0	0	0	0	0	0	0	0
Category V	2	3	2	3	2	1	0	1	0	1	5	2	22
Category VI	0	0	0	0	0	0	0	0	0	0	0	0	0
<b>Subtotal (Prisoner Victim Assault)</b>	<b>2</b>	<b>3</b>	<b>2</b>	<b>3</b>	<b>3</b>	<b>1</b>	<b>0</b>	<b>1</b>	<b>1</b>	<b>1</b>	<b>8</b>	<b>2</b>	<b>27</b>
<b>Non-Assault Based Critical Incidents</b>													
<b>Employee</b>													
Accidental/Natural Death	0	0	0	0	0	0	0	0	0	0	0	0	0
Arrest for Felony or Misdemeanor	0	0	0	0	0	0	0	0	0	0	0	0	0
Firearm/Chemical Agent Discharge	0	0	0	0	0	0	0	0	0	0	0	1	1
Loss/Theft of Firearm/Chemical Agent	0	0	0	0	0	0	0	0	0	0	0	0	0
Prisoner Control / Use of Force	0	0	0	0	0	0	0	0	0	0	0	0	0
Suicide	0	0	0	0	0	0	0	0	0	0	0	0	0
Suicide Attempts	0	0	0	0	0	0	0	0	0	0	0	1	1
<b>Subtotal (Employee Non-Assault)</b>	<b>0</b>	<b>0</b>	<b>0</b>	<b>0</b>	<b>0</b>	<b>0</b>	<b>0</b>	<b>0</b>	<b>0</b>	<b>0</b>	<b>0</b>	<b>2</b>	<b>2</b>
<b>Prisoner</b>													
Accidental/Natural Death	0	0	0	0	0	0	0	0	0	0	0	0	0
Escape	0	0	0	0	0	0	0	0	0	0	0	0	0
Escape Attempt	0	0	0	0	0	0	0	0	0	0	0	0	0
Drug Overdose	0	0	0	0	0	0	0	0	0	0	0	0	0
Sexual Contact w/Offenders	0	0	0	0	0	0	0	0	0	0	0	0	0
Suicide	0	0	0	0	0	0	1	0	0	0	0	0	1
Suicide Attempts	0	0	1	1	0	0	0	0	0	1	0	0	3
<b>Subtotal (Prisoner Non-Assault)</b>	<b>0</b>	<b>0</b>	<b>1</b>	<b>1</b>	<b>0</b>	<b>0</b>	<b>1</b>	<b>0</b>	<b>0</b>	<b>1</b>	<b>0</b>	<b>0</b>	<b>4</b>
<b>Other</b>													
All Other	0	0	1	0	0	2	1	0	0	0	0	0	4
Natural Disaster/Physical Plant	0	0	0	0	0	0	0	0	0	0	0	0	0
Riot/Disturbance/Hostage/Demonstration	0	0	0	0	0	0	0	0	0	0	0	0	0
Visitor Related	0	0	0	0	0	0	1	0	0	0	0	0	1
<b>Subtotal ("Other")</b>	<b>0</b>	<b>0</b>	<b>1</b>	<b>0</b>	<b>0</b>	<b>2</b>	<b>2</b>	<b>0</b>	<b>0</b>	<b>0</b>	<b>0</b>	<b>0</b>	<b>5</b>
<b>Grand Total</b>	<b>2</b>	<b>3</b>	<b>4</b>	<b>5</b>	<b>4</b>	<b>4</b>	<b>4</b>	<b>2</b>	<b>2</b>	<b>3</b>	<b>8</b>	<b>4</b>	<b>45</b>

# Michigan Department of Corrections

Public Act 154 of 2005, Boilerplate Reporting

Critical Incident Reports, Section 1013(2)

January 1, 2005 - December 31, 2005

Newberry Correctional Facility

3001 Newberry Avenue, Newberry, MI 49868



	JAN	FEB	MAR	APR	MAY	JUN	JUL	AUG	SEP	OCT	NOV	DEC	TOTAL
<b>Assault Based Critical Incidents</b>													
<b>Employee Victim</b>													
Category I	0	0	0	0	0	0	0	0	0	0	0	0	0
Category II	0	0	0	0	0	0	0	0	0	0	0	0	0
Category III	0	0	0	0	0	0	0	0	0	0	0	0	0
Category IV	0	0	0	0	0	0	0	0	0	0	0	0	0
Category V	1	0	0	0	0	0	0	0	0	0	2	0	3
Category VI	1	0	0	1	0	0	0	0	0	0	0	0	2
<b>Subtotal (Employee Victim Assault)</b>	<b>2</b>	<b>0</b>	<b>0</b>	<b>1</b>	<b>0</b>	<b>0</b>	<b>0</b>	<b>0</b>	<b>0</b>	<b>0</b>	<b>2</b>	<b>0</b>	<b>5</b>
<b>Prisoner Victim</b>													
Category I	0	0	0	0	0	0	0	0	0	0	0	0	0
Category II	0	0	0	0	0	0	0	0	0	0	0	0	0
Category III	0	0	0	0	0	0	0	0	0	0	0	0	0
Category IV	0	0	0	0	0	0	0	0	0	0	0	0	0
Category V	1	0	1	1	0	0	1	1	3	2	3	0	13
Category VI	0	0	0	0	0	0	0	0	0	0	0	1	1
<b>Subtotal (Prisoner Victim Assault)</b>	<b>1</b>	<b>0</b>	<b>1</b>	<b>1</b>	<b>0</b>	<b>0</b>	<b>1</b>	<b>1</b>	<b>3</b>	<b>2</b>	<b>3</b>	<b>1</b>	<b>14</b>
<b>Non-Assault Based Critical Incidents</b>													
<b>Employee</b>													
Accidental/Natural Death	0	0	0	0	0	0	0	0	0	0	0	0	0
Arrest for Felony or Misdemeanor	0	0	0	0	0	0	1	0	0	0	0	0	1
Firearm/Chemical Agent Discharge	0	0	0	0	0	0	0	0	0	0	0	0	0
Loss/Theft of Firearm/Chemical Agent	0	0	0	0	0	0	0	0	0	0	0	0	0
Prisoner Control / Use of Force	0	0	0	0	0	0	0	0	0	0	0	0	0
Suicide	0	0	0	0	0	0	0	0	0	0	0	0	0
Suicide Attempts	0	0	0	0	0	0	0	0	0	0	0	0	0
<b>Subtotal (Employee Non-Assault)</b>	<b>0</b>	<b>0</b>	<b>0</b>	<b>0</b>	<b>0</b>	<b>0</b>	<b>1</b>	<b>0</b>	<b>0</b>	<b>0</b>	<b>0</b>	<b>0</b>	<b>1</b>
<b>Prisoner</b>													
Accidental/Natural Death	0	0	0	0	0	0	0	0	0	0	0	0	0
Escape	0	0	0	0	0	0	0	0	0	0	0	0	0
Escape Attempt	0	0	0	0	0	0	0	0	0	0	0	0	0
Drug Overdose	0	0	0	0	0	0	0	0	0	0	0	0	0
Sexual Contact w/Offenders	0	0	0	0	0	0	0	0	0	0	0	0	0
Suicide	0	0	0	0	0	0	0	0	0	0	0	0	0
Suicide Attempts	0	0	0	0	0	0	0	0	0	0	0	0	0
<b>Subtotal (Prisoner Non-Assault)</b>	<b>0</b>	<b>0</b>	<b>0</b>	<b>0</b>	<b>0</b>	<b>0</b>	<b>0</b>	<b>0</b>	<b>0</b>	<b>0</b>	<b>0</b>	<b>0</b>	<b>0</b>
<b>Other</b>													
All Other	0	0	0	0	0	0	0	0	0	0	0	0	0
Natural Disaster/Physical Plant	0	0	0	0	0	0	0	0	0	0	0	0	0
Riot/Disturbance/Hostage/Demonstration	0	0	0	0	0	0	0	0	0	0	0	0	0
Visitor Related	0	0	0	0	0	0	0	0	0	0	0	0	0
<b>Subtotal ("Other")</b>	<b>0</b>	<b>0</b>	<b>0</b>	<b>0</b>	<b>0</b>	<b>0</b>	<b>0</b>	<b>0</b>	<b>0</b>	<b>0</b>	<b>0</b>	<b>0</b>	<b>0</b>
<b>Grand Total</b>	<b>3</b>	<b>0</b>	<b>1</b>	<b>2</b>	<b>0</b>	<b>0</b>	<b>2</b>	<b>1</b>	<b>3</b>	<b>2</b>	<b>5</b>	<b>1</b>	<b>20</b>

# Michigan Department of Corrections

Public Act 154 of 2005, Boilerplate Reporting

Critical Incident Reports, Section 1013(2)

January 1, 2005 - December 31, 2005

Mound Correctional Facility

17601 Mound Road, Detroit, MI 48212



**Incidents which occurred off duty.**

	JAN	FEB	MAR	APR	MAY	JUN	JUL	AUG	SEP	OCT	NOV	DEC	TOTAL
<b>Assault Based Critical Incidents</b>													
<b>Employee Victim</b>													
Category I	0	0	0	0	0	0	0	0	0	0	0	0	0
Category II	0	0	0	0	0	0	0	0	0	0	0	0	0
Category III	0	0	0	0	0	0	0	0	1	0	0	0	1
Category IV	0	0	0	0	0	0	0	0	0	0	0	0	0
Category V	1	0	0	0	0	0	1	0	0	0	0	0	2
Category VI	0	0	0	0	0	0	0	2	2	1	1	2	8
<b>Subtotal (Employee Victim Assault)</b>	<b>1</b>	<b>0</b>	<b>0</b>	<b>0</b>	<b>0</b>	<b>0</b>	<b>1</b>	<b>2</b>	<b>3</b>	<b>1</b>	<b>1</b>	<b>2</b>	<b>11</b>
<b>Prisoner Victim</b>													
Category I	0	0	1	0	0	0	0	0	0	0	0	0	1
Category II	0	0	0	0	0	0	0	0	1	0	0	0	1
Category III	0	0	0	0	0	0	0	0	1	0	0	0	1
Category IV	0	0	0	0	0	0	0	0	0	0	0	0	0
Category V	2	0	1	1	1	0	0	0	0	1	0	0	6
Category VI	0	0	0	0	0	0	0	0	0	0	1	1	2
<b>Subtotal (Prisoner Victim Assault)</b>	<b>2</b>	<b>0</b>	<b>2</b>	<b>1</b>	<b>1</b>	<b>0</b>	<b>0</b>	<b>0</b>	<b>2</b>	<b>1</b>	<b>1</b>	<b>1</b>	<b>11</b>
<b>Non-Assault Based Critical Incidents</b>													
<b>Employee</b>													
Accidental/Natural Death	0	0	0	0	0	0	0	0	0	0	0	0	0
Arrest for Felony or Misdemeanor	0	0	0	0	0	0	0	0	0	0	0	0	0
Firearm/Chemical Agent Discharge	0	0	0	0	0	0	0	0	0	0	0	0	0
Loss/Theft of Firearm/Chemical Agent	0	0	0	0	0	0	0	0	0	0	0	0	0
Prisoner Control / Use of Force	0	0	0	0	0	0	0	0	0	0	0	0	0
Suicide	0	0	0	0	0	0	0	0	0	0	0	0	0
Suicide Attempts	0	0	0	0	0	0	0	0	0	0	0	0	0
<b>Subtotal (Employee Non-Assault)</b>	<b>0</b>	<b>0</b>	<b>0</b>	<b>0</b>	<b>0</b>	<b>0</b>	<b>0</b>	<b>0</b>	<b>0</b>	<b>0</b>	<b>0</b>	<b>0</b>	<b>0</b>
<b>Prisoner</b>													
Accidental/Natural Death	0	0	0	0	0	1	1	0	0	0	0	1	3
Escape	0	0	0	0	0	0	1	0	0	0	0	0	1
Escape Attempt	0	0	0	0	0	0	0	0	0	0	0	0	0
Drug Overdose	0	0	0	0	0	0	0	0	0	0	0	0	0
Sexual Contact w/Offenders	0	0	0	0	0	0	0	0	1	0	0	0	1
Suicide	0	0	0	0	0	0	0	0	0	0	0	0	0
Suicide Attempts	1	0	0	0	0	1	0	0	0	1	0	0	3
<b>Subtotal (Prisoner Non-Assault)</b>	<b>1</b>	<b>0</b>	<b>0</b>	<b>0</b>	<b>0</b>	<b>2</b>	<b>2</b>	<b>0</b>	<b>1</b>	<b>1</b>	<b>0</b>	<b>1</b>	<b>8</b>
<b>Other</b>													
All Other	0	0	1	1	0	0	0	1	1	0	2	0	6
Natural Disaster/Physical Plant	0	0	0	0	0	0	0	0	0	0	0	0	0
Riot/Disturbance/Hostage/Demonstration	0	0	0	0	0	0	0	0	0	0	0	0	0
Visitor Related	0	0	1	0	0	0	0	2	0	0	0	0	3
<b>Subtotal ("Other")</b>	<b>0</b>	<b>0</b>	<b>2</b>	<b>1</b>	<b>0</b>	<b>0</b>	<b>0</b>	<b>3</b>	<b>1</b>	<b>0</b>	<b>2</b>	<b>0</b>	<b>9</b>
<b>Grand Total</b>	<b>4</b>	<b>0</b>	<b>4</b>	<b>2</b>	<b>1</b>	<b>2</b>	<b>3</b>	<b>5</b>	<b>7</b>	<b>3</b>	<b>4</b>	<b>4</b>	<b>39</b>

# Michigan Department of Corrections

Public Act 154 of 2005, Boilerplate Reporting

Critical Incident Reports, Section 1013(2)

January 1, 2005 - December 31, 2005

Ojibway Correctional Facility

N 5705 Ojibway Road, Marenisco, MI 49947



**Incidents which occurred off duty.**

	JAN	FEB	MAR	APR	MAY	JUN	JUL	AUG	SEP	OCT	NOV	DEC	TOTAL
<b>Assault Based Critical Incidents</b>													
<b>Employee Victim</b>													
Category I	0	0	0	0	0	0	0	0	0	0	0	0	0
Category II	0	0	0	0	0	0	0	0	0	0	0	0	0
Category III	0	0	0	0	0	0	0	0	0	0	0	0	0
Category IV	0	0	0	0	0	0	0	0	0	1	0	0	1
Category V	0	0	0	0	0	0	0	0	0	0	0	1	1
Category VI	1	0	0	0	0	0	1	2	1	2	2	0	9
<b>Subtotal (Employee Victim Assault)</b>	<b>1</b>	<b>0</b>	<b>0</b>	<b>0</b>	<b>0</b>	<b>0</b>	<b>1</b>	<b>2</b>	<b>1</b>	<b>3</b>	<b>2</b>	<b>1</b>	<b>11</b>
<b>Prisoner Victim</b>													
Category I	0	0	0	1	0	0	0	0	0	0	0	0	1
Category II	0	0	0	0	0	0	0	0	0	0	0	0	0
Category III	0	0	0	0	0	0	0	0	0	0	0	0	0
Category IV	0	0	0	0	0	0	0	0	0	1	0	0	1
Category V	2	1	0	1	1	0	0	0	1	1	2	1	10
Category VI	0	0	0	0	0	0	0	0	0	1	0	0	1
<b>Subtotal (Prisoner Victim Assault)</b>	<b>2</b>	<b>1</b>	<b>0</b>	<b>2</b>	<b>1</b>	<b>0</b>	<b>0</b>	<b>0</b>	<b>1</b>	<b>3</b>	<b>2</b>	<b>1</b>	<b>13</b>
<b>Non-Assault Based Critical Incidents</b>													
<b>Employee</b>													
Accidental/Natural Death	0	0	0	0	0	0	0	0	0	0	0	0	0
Arrest for Felony or Misdemeanor	0	0	0	0	0	0	0	0	0	0	0	0	0
Firearm/Chemical Agent Discharge	0	0	0	0	0	0	0	0	0	0	0	0	0
Loss/Theft of Firearm/Chemical Agent	0	0	0	0	0	0	0	0	0	0	0	0	0
Prisoner Control / Use of Force	0	0	0	0	0	0	0	0	0	0	0	0	0
Suicide	0	0	0	0	0	0	0	0	0	0	0	0	0
Suicide Attempts	0	0	0	0	0	0	0	0	0	0	0	0	0
<b>Subtotal (Employee Non-Assault)</b>	<b>0</b>	<b>0</b>	<b>0</b>	<b>0</b>	<b>0</b>	<b>0</b>	<b>0</b>	<b>0</b>	<b>0</b>	<b>0</b>	<b>0</b>	<b>0</b>	<b>0</b>
<b>Prisoner</b>													
Accidental/Natural Death	0	0	0	0	0	0	0	0	0	0	0	0	0
Escape	0	0	0	0	0	0	0	1	0	0	0	0	1
Escape Attempt	0	0	0	0	0	0	0	0	0	0	0	0	0
Drug Overdose	0	0	0	0	0	0	0	0	0	0	0	0	0
Sexual Contact w/Offenders	0	0	1	0	0	0	0	0	0	0	0	0	1
Suicide	0	0	0	0	0	0	0	0	0	0	0	0	0
Suicide Attempts	0	0	0	0	0	0	0	0	0	0	0	0	0
<b>Subtotal (Prisoner Non-Assault)</b>	<b>0</b>	<b>0</b>	<b>1</b>	<b>0</b>	<b>0</b>	<b>0</b>	<b>0</b>	<b>1</b>	<b>0</b>	<b>0</b>	<b>0</b>	<b>0</b>	<b>2</b>
<b>Other</b>													
All Other	2	7	3	4	3	2	5	3	5	2	4	1	41
Natural Disaster/Physical Plant	2	1	0	1	2	0	1	4	1	0	0	1	13
Riot/Disturbance/Hostage/Demonstration	0	0	0	0	0	0	0	0	0	0	0	0	0
Visitor Related	0	0	0	0	0	0	0	0	1	0	0	0	1
<b>Subtotal ("Other")</b>	<b>4</b>	<b>8</b>	<b>3</b>	<b>5</b>	<b>5</b>	<b>2</b>	<b>6</b>	<b>7</b>	<b>7</b>	<b>2</b>	<b>4</b>	<b>2</b>	<b>55</b>
<b>Grand Total</b>	<b>7</b>	<b>9</b>	<b>4</b>	<b>7</b>	<b>6</b>	<b>2</b>	<b>7</b>	<b>10</b>	<b>9</b>	<b>8</b>	<b>8</b>	<b>4</b>	<b>81</b>

# Michigan Department of Corrections

Public Act 154 of 2005, Boilerplate Reporting

Critical Incident Reports, Section 1013(2)

January 1, 2005 - December 31, 2005

Boyer Road Correctional Facility

10274 Boyer Road, Carson City, MI 48811



➤ Incidents which occurred off duty.

	JAN	FEB	MAR	APR	MAY	JUN	JUL	AUG	SEP	OCT	NOV	DEC	TOTAL
<b>Assault Based Critical Incidents</b>													
<b>Employee Victim</b>													
Category I	0	0	0	0	0	0	0	0	0	0	0	0	0
Category II	0	0	0	0	0	0	0	0	0	0	0	0	0
Category III	0	0	0	0	0	0	0	0	0	0	0	0	0
Category IV	0	0	0	0	0	0	0	0	0	0	0	0	0
Category V	0	0	0	0	0	0	0	0	0	0	0	0	0
Category VI	0	0	0	0	0	0	0	0	0	0	0	0	0
<b>Subtotal (Employee Victim Assault)</b>	<b>0</b>	<b>0</b>	<b>0</b>	<b>0</b>	<b>0</b>	<b>0</b>	<b>0</b>	<b>0</b>	<b>0</b>	<b>0</b>	<b>0</b>	<b>0</b>	<b>0</b>
<b>Prisoner Victim</b>													
Category I	0	0	0	0	0	0	0	0	0	0	0	0	0
Category II	0	0	0	0	0	0	0	0	0	0	0	0	0
Category III	0	0	0	0	0	0	0	0	0	0	0	0	0
Category IV	0	0	0	0	0	1	0	0	0	0	0	0	1
Category V	0	1	1	1	0	1	0	1	0	1	1	0	7
Category VI	0	0	0	0	0	0	0	0	0	0	0	0	0
<b>Subtotal (Prisoner Victim Assault)</b>	<b>0</b>	<b>1</b>	<b>1</b>	<b>1</b>	<b>0</b>	<b>2</b>	<b>0</b>	<b>1</b>	<b>0</b>	<b>1</b>	<b>1</b>	<b>0</b>	<b>8</b>
<b>Non-Assault Based Critical Incidents</b>													
<b>Employee</b>													
➤ Accidental/Natural Death	0	0	0	0	0	0	0	0	0	0	0	0	0
➤ Arrest for Felony or Misdemeanor	0	0	1	0	0	0	0	0	0	0	0	0	1
Firearm/Chemical Agent Discharge	0	0	0	0	0	0	0	0	0	0	0	0	0
Loss/Theft of Firearm/Chemical Agent	0	0	0	0	0	0	0	0	0	0	0	0	0
Prisoner Control / Use of Force	0	0	0	0	0	0	0	0	0	0	0	0	0
➤ Suicide	0	0	0	0	0	0	0	0	0	0	0	0	0
➤ Suicide Attempts	0	0	0	0	0	0	0	0	0	0	0	0	0
<b>Subtotal (Employee Non-Assault)</b>	<b>0</b>	<b>0</b>	<b>1</b>	<b>0</b>	<b>0</b>	<b>0</b>	<b>0</b>	<b>0</b>	<b>0</b>	<b>0</b>	<b>0</b>	<b>0</b>	<b>1</b>
<b>Prisoner</b>													
Accidental/Natural Death	0	1	0	0	0	0	0	0	0	0	0	1	2
Escape	0	0	0	0	0	0	0	0	0	0	0	0	0
Escape Attempt	0	0	0	0	0	0	0	0	0	0	0	0	0
Drug Overdose	0	0	0	0	0	0	0	0	0	0	0	0	0
Sexual Contact w/Offenders	0	0	0	0	0	0	0	0	0	0	0	0	0
Suicide	0	0	0	0	0	0	0	0	0	0	0	0	0
Suicide Attempts	0	0	0	0	0	0	0	0	0	0	0	0	0
<b>Subtotal (Prisoner Non-Assault)</b>	<b>0</b>	<b>1</b>	<b>0</b>	<b>0</b>	<b>0</b>	<b>0</b>	<b>0</b>	<b>0</b>	<b>0</b>	<b>0</b>	<b>0</b>	<b>1</b>	<b>2</b>
<b>Other</b>													
All Other	0	0	0	0	0	1	0	0	0	0	0	0	1
Natural Disaster/Physical Plant	0	0	0	0	0	0	0	0	0	0	0	0	0
Riot/Disturbance/Hostage/Demonstration	0	0	0	0	0	0	0	0	0	0	0	0	0
Visitor Related	0	0	0	0	0	0	0	0	0	0	0	0	0
<b>Subtotal ("Other")</b>	<b>0</b>	<b>0</b>	<b>0</b>	<b>0</b>	<b>0</b>	<b>1</b>	<b>0</b>	<b>0</b>	<b>0</b>	<b>0</b>	<b>0</b>	<b>0</b>	<b>1</b>
<b>Grand Total</b>	<b>0</b>	<b>2</b>	<b>2</b>	<b>1</b>	<b>0</b>	<b>3</b>	<b>0</b>	<b>1</b>	<b>0</b>	<b>1</b>	<b>1</b>	<b>1</b>	<b>12</b>

# Michigan Department of Corrections

Public Act 154 of 2005, Boilerplate Reporting

Critical Incident Reports, Section 1013(2)

January 1, 2005 - December 31, 2005

Riverside Correctional Facility

777 W. Riverside Drive, Ionia, MI 48846



➤ Incidents which occurred off duty.

	JAN	FEB	MAR	APR	MAY	JUN	JUL	AUG	SEP	OCT	NOV	DEC	TOTAL
<b>Assault Based Critical Incidents</b>													
<b>Employee Victim</b>													
Category I	0	0	0	0	0	0	0	0	0	0	0	0	0
Category II	0	0	0	0	0	0	0	0	0	0	0	0	0
Category III	0	0	0	0	0	0	0	0	0	0	0	0	0
Category IV	0	0	0	0	0	0	1	0	0	0	0	0	1
Category V	0	0	0	0	0	2	1	0	0	0	1	0	4
Category VI	0	0	0	1	0	1	0	1	0	0	0	1	4
<b>Subtotal (Employee Victim Assault)</b>	<b>0</b>	<b>0</b>	<b>0</b>	<b>1</b>	<b>0</b>	<b>3</b>	<b>2</b>	<b>1</b>	<b>0</b>	<b>0</b>	<b>1</b>	<b>1</b>	<b>9</b>
<b>Prisoner Victim</b>													
Category I	0	0	0	0	0	0	0	0	0	0	0	0	0
Category II	0	0	0	0	0	0	0	0	0	0	0	0	0
Category III	0	0	0	0	0	0	0	0	0	0	0	0	0
Category IV	0	0	1	0	0	0	0	0	0	0	0	0	1
Category V	0	0	1	1	1	2	1	0	0	0	1	2	9
Category VI	0	0	0	0	0	0	0	0	0	0	0	0	0
<b>Subtotal (Prisoner Victim Assault)</b>	<b>0</b>	<b>0</b>	<b>2</b>	<b>1</b>	<b>1</b>	<b>2</b>	<b>1</b>	<b>0</b>	<b>0</b>	<b>0</b>	<b>1</b>	<b>2</b>	<b>10</b>
<b>Non-Assault Based Critical Incidents</b>													
<b>Employee</b>													
➤ Accidental/Natural Death	0	0	0	0	0	0	0	0	0	0	0	0	0
➤ Arrest for Felony or Misdemeanor	0	0	0	0	0	0	2	0	0	0	0	0	2
➤ Firearm/Chemical Agent Discharge	0	1	0	0	0	1	0	0	0	0	0	0	2
➤ Loss/Theft of Firearm/Chemical Agent	0	0	0	0	0	0	0	0	0	0	0	0	0
➤ Prisoner Control / Use of Force	0	0	0	0	0	0	0	0	0	0	0	0	0
➤ Suicide	0	0	0	0	0	0	0	0	0	0	0	0	0
➤ Suicide Attempts	0	0	0	0	0	0	0	0	0	0	0	0	0
<b>Subtotal (Employee Non-Assault)</b>	<b>0</b>	<b>1</b>	<b>0</b>	<b>0</b>	<b>0</b>	<b>1</b>	<b>2</b>	<b>0</b>	<b>0</b>	<b>0</b>	<b>0</b>	<b>0</b>	<b>4</b>
<b>Prisoner</b>													
Accidental/Natural Death	1	0	0	0	0	0	0	1	0	0	0	0	2
Escape	0	0	0	0	0	0	0	0	0	0	0	0	0
Escape Attempt	0	0	0	0	1	0	1	0	0	0	0	0	2
Drug Overdose	0	0	1	0	0	0	0	0	0	0	0	0	1
Sexual Contact w/Offenders	0	0	0	0	0	0	0	0	0	0	0	0	0
Suicide	1	0	0	0	0	0	0	0	0	0	0	0	1
Suicide Attempts	1	2	0	1	2	0	2	0	2	1	2	0	13
<b>Subtotal (Prisoner Non-Assault)</b>	<b>3</b>	<b>2</b>	<b>1</b>	<b>1</b>	<b>3</b>	<b>0</b>	<b>3</b>	<b>1</b>	<b>2</b>	<b>1</b>	<b>2</b>	<b>0</b>	<b>19</b>
<b>Other</b>													
All Other	8	5	6	7	9	10	3	12	4	5	4	9	82
Natural Disaster/Physical Plant	0	0	2	1	1	2	1	1	1	1	2	1	13
Riot/Disturbance/Hostage/Demonstration	0	0	0	0	0	0	0	1	0	0	0	0	1
Visitor Related	0	0	0	0	0	0	2	0	0	0	0	0	2
<b>Subtotal ("Other")</b>	<b>8</b>	<b>5</b>	<b>8</b>	<b>8</b>	<b>10</b>	<b>12</b>	<b>6</b>	<b>14</b>	<b>5</b>	<b>6</b>	<b>6</b>	<b>10</b>	<b>98</b>
<b>Grand Total</b>	<b>11</b>	<b>8</b>	<b>11</b>	<b>11</b>	<b>14</b>	<b>18</b>	<b>14</b>	<b>16</b>	<b>7</b>	<b>7</b>	<b>10</b>	<b>13</b>	<b>140</b>

# Michigan Department of Corrections

Public Act 154 of 2005, Boilerplate Reporting

Critical Incident Reports, Section 1013(2)

January 1, 2005 - December 31, 2005

Charles Egeler Reception & Guidance Center

3855 Cooper Street, Jackson, MI 49201



➤ Incidents which occurred off duty.

	JAN	FEB	MAR	APR	MAY	JUN	JUL	AUG	SEP	OCT	NOV	DEC	TOTAL
<b>Assault Based Critical Incidents</b>													
<b>Employee Victim</b>													
Category I	0	0	0	0	0	0	0	0	0	0	0	0	0
Category II	0	0	0	0	0	0	0	0	0	0	0	0	0
Category III	0	0	0	0	0	0	0	0	0	0	0	0	0
Category IV	0	0	0	0	0	0	0	0	0	0	0	0	0
Category V	0	1	0	0	1	0	0	2	0	0	0	0	2
Category VI	0	2	1	3	0	3	2	3	0	0	0	0	14
<b>Subtotal (Employee Victim Assault)</b>	<b>0</b>	<b>3</b>	<b>1</b>	<b>3</b>	<b>1</b>	<b>3</b>	<b>2</b>	<b>5</b>	<b>0</b>	<b>0</b>	<b>0</b>	<b>0</b>	<b>20</b>
<b>Prisoner Victim</b>													
Category I	0	0	0	0	0	0	0	0	0	0	0	0	0
Category II	0	0	0	0	0	0	0	0	0	1	0	0	1
Category III	0	0	0	0	0	0	0	0	0	0	0	0	0
Category IV	0	0	0	0	0	0	0	0	0	0	0	0	0
Category V	0	0	0	0	0	1	1	0	0	0	0	1	3
Category VI	0	0	0	0	0	1	1	0	0	0	0	0	2
<b>Subtotal (Prisoner Victim Assault)</b>	<b>0</b>	<b>0</b>	<b>0</b>	<b>0</b>	<b>0</b>	<b>2</b>	<b>2</b>	<b>0</b>	<b>0</b>	<b>1</b>	<b>0</b>	<b>1</b>	<b>6</b>
<b>Non-Assault Based Critical Incidents</b>													
<b>Employee</b>													
➤ Accidental/Natural Death	0	0	0	0	0	0	0	0	0	1	0	0	1
➤ Arrest for Felony or Misdemeanor	2	0	0	0	0	0	0	1	0	0	0	0	3
Firearm/Chemical Agent Discharge	0	0	0	0	0	0	0	0	0	0	0	0	0
Loss/Theft of Firearm/Chemical Agent	0	0	0	0	0	0	0	0	0	0	0	0	0
Prisoner Control / Use of Force	0	0	0	0	0	0	0	0	0	0	0	0	0
➤ Suicide	0	0	0	0	0	0	0	0	0	0	0	0	0
➤ Suicide Attempts	0	0	0	0	0	0	0	0	0	0	0	0	0
<b>Subtotal (Employee Non-Assault)</b>	<b>2</b>	<b>0</b>	<b>0</b>	<b>0</b>	<b>0</b>	<b>0</b>	<b>0</b>	<b>1</b>	<b>0</b>	<b>1</b>	<b>0</b>	<b>0</b>	<b>4</b>
<b>Prisoner</b>													
Accidental/Natural Death	6	8	3	4	7	5	5	3	4	6	8	5	64
Escape	0	0	0	0	0	0	0	0	0	0	0	0	0
Escape Attempt	0	0	0	0	0	0	0	0	0	0	0	0	0
Drug Overdose	0	0	0	0	0	0	0	1	0	0	0	0	1
Sexual Contact w/Offenders	0	0	0	0	0	0	0	0	0	0	0	0	0
Suicide	0	0	0	0	0	0	0	0	0	1	0	0	1
Suicide Attempts	0	1	0	1	0	0	0	0	0	0	1	1	4
<b>Subtotal (Prisoner Non-Assault)</b>	<b>6</b>	<b>9</b>	<b>3</b>	<b>5</b>	<b>7</b>	<b>5</b>	<b>5</b>	<b>4</b>	<b>4</b>	<b>7</b>	<b>9</b>	<b>6</b>	<b>70</b>
<b>Other</b>													
All Other	3	0	2	2	2	1	4	2	2	1	2	2	23
Natural Disaster/Physical Plant	0	2	1	0	1	0	2	0	0	0	0	2	8
Riot/Disturbance/Hostage/Demonstration	0	0	0	0	0	0	0	0	0	0	0	0	0
Visitor Related	0	0	0	0	0	0	0	0	1	0	0	0	1
<b>Subtotal ("Other")</b>	<b>3</b>	<b>2</b>	<b>3</b>	<b>2</b>	<b>3</b>	<b>1</b>	<b>6</b>	<b>2</b>	<b>3</b>	<b>1</b>	<b>2</b>	<b>4</b>	<b>32</b>
<b>Grand Total</b>	<b>11</b>	<b>14</b>	<b>7</b>	<b>10</b>	<b>11</b>	<b>11</b>	<b>15</b>	<b>12</b>	<b>7</b>	<b>10</b>	<b>11</b>	<b>13</b>	<b>132</b>

# Michigan Department of Corrections

Public Act 154 of 2005, Boilerplate Reporting

Critical Incident Reports, Section 1013(2)

January 1, 2005 - December 31, 2005

Ryan Correctional Facility

17600 Ryan Road, Detroit, MI 48212



**Incidents which occurred off duty.**

	JAN	FEB	MAR	APR	MAY	JUN	JUL	AUG	SEP	OCT	NOV	DEC	TOTAL
<b>Assault Based Critical Incidents</b>													
<b>Employee Victim</b>													
Category I	0	0	0	0	0	0	0	0	0	0	0	0	0
Category II	0	0	0	0	0	0	0	0	0	0	0	0	0
Category III	0	0	0	0	0	0	0	0	0	0	0	0	0
Category IV	0	0	0	0	0	0	0	0	0	0	0	0	0
Category V	0	0	0	0	0	0	0	0	1	0	0	0	1
Category VI	0	0	0	0	0	0	0	0	0	0	1	0	1
<b>Subtotal (Employee Victim Assault)</b>	<b>0</b>	<b>0</b>	<b>0</b>	<b>0</b>	<b>0</b>	<b>0</b>	<b>0</b>	<b>0</b>	<b>1</b>	<b>0</b>	<b>1</b>	<b>0</b>	<b>2</b>
<b>Prisoner Victim</b>													
Category I	0	0	0	0	0	0	0	0	0	0	0	0	0
Category II	0	0	0	0	0	0	0	0	0	0	0	0	0
Category III	0	0	0	0	0	0	0	0	0	0	0	0	0
Category IV	0	0	0	0	0	0	0	0	0	0	0	0	0
Category V	0	0	0	1	0	0	0	1	0	1	2	0	5
Category VI	0	0	0	0	0	0	0	0	0	0	0	0	0
<b>Subtotal (Prisoner Victim Assault)</b>	<b>0</b>	<b>0</b>	<b>0</b>	<b>1</b>	<b>0</b>	<b>0</b>	<b>0</b>	<b>1</b>	<b>0</b>	<b>1</b>	<b>2</b>	<b>0</b>	<b>5</b>
<b>Non-Assault Based Critical Incidents</b>													
<b>Employee</b>													
Accidental/Natural Death	0	0	0	0	0	0	0	0	0	0	0	0	0
Arrest for Felony or Misdemeanor	0	1	2	1	0	0	0	0	0	1	0	0	5
Firearm/Chemical Agent Discharge	0	0	0	0	0	0	0	0	0	0	0	0	0
Loss/Theft of Firearm/Chemical Agent	0	0	0	0	0	0	0	0	0	0	0	0	0
Prisoner Control / Use of Force	0	0	0	0	0	0	0	0	0	0	0	0	0
Suicide	0	0	0	0	0	0	0	0	0	0	0	0	0
Suicide Attempts	0	0	0	0	0	0	0	0	0	0	0	0	0
<b>Subtotal (Employee Non-Assault)</b>	<b>0</b>	<b>1</b>	<b>2</b>	<b>1</b>	<b>0</b>	<b>0</b>	<b>0</b>	<b>0</b>	<b>0</b>	<b>1</b>	<b>0</b>	<b>0</b>	<b>5</b>
<b>Prisoner</b>													
Accidental/Natural Death	0	1	0	0	0	0	0	0	0	0	0	0	1
Escape	0	0	0	0	0	0	0	0	0	0	0	0	0
Escape Attempt	0	0	0	0	0	0	0	0	0	1	0	0	1
Drug Overdose	0	0	0	0	0	0	0	0	0	0	0	0	0
Sexual Contact w/Offenders	0	0	0	0	0	0	0	0	0	0	0	0	0
Suicide	0	0	0	0	0	0	0	0	0	0	0	0	0
Suicide Attempts	0	0	0	0	0	0	0	0	0	0	0	0	0
<b>Subtotal (Prisoner Non-Assault)</b>	<b>0</b>	<b>1</b>	<b>0</b>	<b>0</b>	<b>0</b>	<b>0</b>	<b>0</b>	<b>0</b>	<b>0</b>	<b>1</b>	<b>0</b>	<b>0</b>	<b>2</b>
<b>Other</b>													
All Other	0	0	0	0	1	1	0	0	1	0	0	0	3
Natural Disaster/Physical Plant	0	0	0	0	0	0	0	0	0	0	0	0	0
Riot/Disturbance/Hostage/Demonstration	0	0	0	0	0	0	0	0	0	0	0	0	0
Visitor Related	0	0	0	0	0	0	0	0	0	0	0	0	0
<b>Subtotal ("Other")</b>	<b>0</b>	<b>0</b>	<b>0</b>	<b>0</b>	<b>1</b>	<b>1</b>	<b>0</b>	<b>0</b>	<b>1</b>	<b>0</b>	<b>0</b>	<b>0</b>	<b>3</b>
<b>Grand Total</b>	<b>0</b>	<b>2</b>	<b>2</b>	<b>2</b>	<b>1</b>	<b>1</b>	<b>0</b>	<b>1</b>	<b>2</b>	<b>3</b>	<b>3</b>	<b>0</b>	<b>17</b>

# Michigan Department of Corrections

Public Act 154 of 2005, Boilerplate Reporting

Critical Incident Reports, Section 1013(2)

January 1, 2005 - December 31, 2005

Robert Scott Correctional Facility

47500 Five Mile Road, Plymouth, MI 48170



**Incidents which occurred off duty.**

	JAN	FEB	MAR	APR	MAY	JUN	JUL	AUG	SEP	OCT	NOV	DEC	TOTAL
<b>Assault Based Critical Incidents</b>													
<b>Employee Victim</b>													
Category I	0	0	0	0	0	0	0	0	0	0	0	0	0
Category II	0	0	0	0	0	0	0	0	0	0	0	0	0
Category III	0	0	0	0	0	0	0	0	0	0	0	0	0
Category IV	0	0	0	0	0	0	0	0	0	0	0	0	0
Category V	3	0	0	1	1	1	1	0	0	1	2	1	11
Category VI	2	0	3	2	3	0	1	2	0	0	0	3	16
<b>Subtotal (Employee Victim Assault)</b>	<b>5</b>	<b>0</b>	<b>3</b>	<b>3</b>	<b>4</b>	<b>1</b>	<b>2</b>	<b>2</b>	<b>0</b>	<b>1</b>	<b>2</b>	<b>4</b>	<b>27</b>
<b>Prisoner Victim</b>													
Category I	0	0	0	0	0	0	0	0	0	0	0	0	0
Category II	0	0	0	0	0	0	0	0	0	0	0	0	0
Category III	0	0	0	0	0	0	0	0	0	0	1	0	1
Category IV	0	0	0	0	0	0	0	0	1	0	0	1	2
Category V	2	0	0	0	1	0	2	2	2	1	2	0	12
Category VI	0	1	0	0	3	0	0	0	1	0	2	0	7
<b>Subtotal (Prisoner Victim Assault)</b>	<b>2</b>	<b>1</b>	<b>0</b>	<b>0</b>	<b>4</b>	<b>0</b>	<b>2</b>	<b>2</b>	<b>4</b>	<b>1</b>	<b>5</b>	<b>1</b>	<b>22</b>
<b>Non-Assault Based Critical Incidents</b>													
<b>Employee</b>													
Accidental/Natural Death	0	0	0	0	0	0	0	0	0	0	1	0	1
Arrest for Felony or Misdemeanor	0	0	0	0	0	0	0	0	0	0	0	0	0
Firearm/Chemical Agent Discharge	0	0	0	0	0	0	0	0	0	0	0	0	0
Loss/Theft of Firearm/Chemical Agent	0	0	0	0	0	0	0	0	0	0	0	0	0
Prisoner Control / Use of Force	0	0	0	0	0	0	0	0	0	0	0	0	0
Suicide	0	0	0	0	0	0	0	0	0	0	0	0	0
Suicide Attempts	0	0	0	0	0	0	0	0	0	0	0	0	0
<b>Subtotal (Employee Non-Assault)</b>	<b>0</b>	<b>0</b>	<b>0</b>	<b>0</b>	<b>0</b>	<b>0</b>	<b>0</b>	<b>0</b>	<b>0</b>	<b>0</b>	<b>1</b>	<b>0</b>	<b>1</b>
<b>Prisoner</b>													
Accidental/Natural Death	0	1	0	0	0	0	0	0	0	0	0	0	1
Escape	0	0	0	0	0	0	0	0	0	0	0	0	0
Escape Attempt	0	0	0	0	0	0	0	0	0	0	0	0	0
Drug Overdose	0	0	0	0	0	0	0	0	0	0	0	0	0
Sexual Contact w/Offenders	0	0	0	0	0	0	0	0	0	0	0	0	0
Suicide	0	0	0	0	0	0	0	0	0	0	0	0	0
Suicide Attempts	6	0	1	0	0	0	0	0	0	0	0	0	7
<b>Subtotal (Prisoner Non-Assault)</b>	<b>6</b>	<b>1</b>	<b>1</b>	<b>0</b>	<b>0</b>	<b>0</b>	<b>0</b>	<b>0</b>	<b>0</b>	<b>0</b>	<b>0</b>	<b>0</b>	<b>8</b>
<b>Other</b>													
All Other	0	0	0	0	0	0	0	0	0	0	0	0	0
Natural Disaster/Physical Plant	0	0	0	0	0	0	0	0	0	0	0	0	0
Riot/Disturbance/Hostage/Demonstration	0	0	0	0	0	0	0	0	0	0	0	0	0
Visitor Related	0	0	0	0	0	0	0	0	0	0	0	0	0
<b>Subtotal ("Other")</b>	<b>0</b>	<b>0</b>	<b>0</b>	<b>0</b>	<b>0</b>	<b>0</b>	<b>0</b>	<b>0</b>	<b>0</b>	<b>0</b>	<b>0</b>	<b>0</b>	<b>0</b>
<b>Grand Total</b>	<b>13</b>	<b>2</b>	<b>4</b>	<b>3</b>	<b>8</b>	<b>1</b>	<b>4</b>	<b>4</b>	<b>4</b>	<b>2</b>	<b>8</b>	<b>5</b>	<b>58</b>

# Michigan Department of Corrections

Public Act 154 of 2005, Boilerplate Reporting

Critical Incident Reports, Section 1013(2)

January 1, 2005 - December 31, 2005

St. Louis Correctional Facility

8585 N. Croswell Road, St. Louis, MI 48880



➤ Incidents which occurred off duty.

	JAN	FEB	MAR	APR	MAY	JUN	JUL	AUG	SEP	OCT	NOV	DEC	TOTAL
<b>Assault Based Critical Incidents</b>													
<b>Employee Victim</b>													
Category I	0	0	0	0	0	0	0	0	0	0	0	0	0
Category II	0	0	0	0	0	0	0	0	0	0	0	0	0
Category III	0	0	0	0	0	0	0	0	0	0	0	0	0
Category IV	0	0	0	0	0	0	0	0	0	0	0	0	0
Category V	0	3	2	2	1	5	0	1	1	2	0	0	17
Category VI	10	3	4	2	4	1	3	0	2	3	6	2	40
<b>Subtotal (Employee Victim Assault)</b>	<b>10</b>	<b>6</b>	<b>6</b>	<b>4</b>	<b>5</b>	<b>6</b>	<b>3</b>	<b>1</b>	<b>3</b>	<b>5</b>	<b>6</b>	<b>2</b>	<b>57</b>
<b>Prisoner Victim</b>													
Category I	0	0	1	0	0	0	0	0	0	0	0	0	1
Category II	0	2	0	0	0	0	0	0	0	0	0	0	2
Category III	0	0	0	0	0	0	0	0	0	0	0	0	0
Category IV	0	0	0	0	0	0	0	0	0	0	0	0	0
Category V	3	5	1	6	1	1	3	0	3	2	2	0	27
Category VI	2	1	0	1	0	1	0	0	0	2	2	0	9
<b>Subtotal (Prisoner Victim Assault)</b>	<b>5</b>	<b>8</b>	<b>2</b>	<b>7</b>	<b>1</b>	<b>2</b>	<b>3</b>	<b>0</b>	<b>3</b>	<b>4</b>	<b>4</b>	<b>0</b>	<b>39</b>
<b>Non-Assault Based Critical Incidents</b>													
<b>Employee</b>													
➤ Accidental/Natural Death	0	0	0	0	0	0	0	0	0	0	0	0	0
➤ Arrest for Felony or Misdemeanor	0	0	0	0	0	0	0	1	0	0	0	0	1
➤ Firearm/Chemical Agent Discharge	1	0	0	2	0	0	0	0	0	0	0	0	3
➤ Loss/Theft of Firearm/Chemical Agent	0	0	0	0	0	0	0	0	0	0	0	0	0
➤ Prisoner Control / Use of Force	0	0	0	0	0	0	0	0	0	0	0	0	0
➤ Suicide	0	0	0	0	0	0	0	0	0	0	0	0	0
➤ Suicide Attempts	0	0	0	0	0	0	0	0	0	0	0	0	0
<b>Subtotal (Employee Non-Assault)</b>	<b>1</b>	<b>0</b>	<b>0</b>	<b>2</b>	<b>0</b>	<b>0</b>	<b>0</b>	<b>1</b>	<b>0</b>	<b>0</b>	<b>0</b>	<b>0</b>	<b>4</b>
<b>Prisoner</b>													
Accidental/Natural Death	0	0	0	0	0	0	0	0	0	0	0	0	0
Escape	0	0	0	0	0	0	0	0	0	0	0	0	0
Escape Attempt	0	0	0	0	0	0	0	0	0	1	0	0	1
Drug Overdose	1	0	0	0	0	0	0	0	0	0	0	0	1
Sexual Contact w/Offenders	0	2	0	0	0	0	0	0	0	0	0	0	2
Suicide	0	0	0	0	0	0	0	0	0	0	0	0	0
Suicide Attempts	1	1	0	0	0	0	1	1	1	0	0	0	5
<b>Subtotal (Prisoner Non-Assault)</b>	<b>2</b>	<b>3</b>	<b>0</b>	<b>0</b>	<b>0</b>	<b>0</b>	<b>1</b>	<b>1</b>	<b>1</b>	<b>1</b>	<b>0</b>	<b>0</b>	<b>9</b>
<b>Other</b>													
All Other	0	0	0	0	0	0	0	0	0	0	0	0	0
Natural Disaster/Physical Plant	0	0	0	0	0	0	0	0	1	0	0	0	1
Riot/Disturbance/Hostage/Demonstration	0	0	0	0	0	0	0	2	1	0	0	0	3
Visitor Related	0	0	0	0	0	0	0	0	0	0	0	0	0
<b>Subtotal ("Other")</b>	<b>0</b>	<b>0</b>	<b>0</b>	<b>0</b>	<b>0</b>	<b>0</b>	<b>0</b>	<b>2</b>	<b>2</b>	<b>0</b>	<b>0</b>	<b>0</b>	<b>4</b>
<b>Grand Total</b>	<b>18</b>	<b>17</b>	<b>8</b>	<b>13</b>	<b>6</b>	<b>8</b>	<b>7</b>	<b>5</b>	<b>9</b>	<b>10</b>	<b>10</b>	<b>2</b>	<b>113</b>

# Michigan Department of Corrections

Public Act 154 of 2005, Boilerplate Reporting

Critical Incident Reports, Section 1013(2)

January 1, 2005 - December 31, 2005

Standish Maximum Correctional Facility

4713 West M-61, Standish, MI 48658



**Incidents which occurred off duty.**

	JAN	FEB	MAR	APR	MAY	JUN	JUL	AUG	SEP	OCT	NOV	DEC	TOTAL
<b>Assault Based Critical Incidents</b>													
<b>Employee Victim</b>													
Category I	0	0	0	0	0	0	0	0	0	0	0	0	0
Category II	0	0	0	0	0	0	0	0	0	0	0	0	0
Category III	0	0	0	0	0	0	0	0	0	0	0	0	0
Category IV	0	0	0	0	0	0	0	0	0	0	0	0	0
Category V	1	0	0	0	3	3	2	1	1	1	0	0	12
Category VI	1	3	1	0	0	1	2	1	1	1	2	1	14
<b>Subtotal (Employee Victim Assault)</b>	<b>2</b>	<b>3</b>	<b>1</b>	<b>0</b>	<b>3</b>	<b>4</b>	<b>4</b>	<b>2</b>	<b>2</b>	<b>2</b>	<b>2</b>	<b>1</b>	<b>26</b>
<b>Prisoner Victim</b>													
Category I	0	0	1	0	0	0	0	0	0	0	0	0	1
Category II	0	0	0	0	0	0	0	0	0	0	0	0	0
Category III	0	0	0	0	0	0	0	0	0	0	0	0	0
Category IV	0	0	0	0	0	0	0	0	0	0	0	0	0
Category V	0	0	1	0	0	0	0	1	0	0	0	0	2
Category VI	1	3	0	0	0	0	1	1	0	0	0	0	6
<b>Subtotal (Prisoner Victim Assault)</b>	<b>1</b>	<b>3</b>	<b>2</b>	<b>0</b>	<b>0</b>	<b>0</b>	<b>1</b>	<b>2</b>	<b>0</b>	<b>0</b>	<b>0</b>	<b>0</b>	<b>9</b>
<b>Non-Assault Based Critical Incidents</b>													
<b>Employee</b>													
Accidental/Natural Death	0	0	0	0	0	0	0	0	0	0	0	0	0
Arrest for Felony or Misdemeanor	0	0	0	0	0	0	0	0	0	0	0	0	0
Firearm/Chemical Agent Discharge	0	0	0	0	0	0	0	0	0	0	0	0	0
Loss/Theft of Firearm/Chemical Agent	1	1	0	0	1	0	5	0	1	3	1	2	15
Prisoner Control / Use of Force	4	3	8	4	6	2	7	12	4	5	3	5	63
Suicide	0	0	0	0	0	0	0	0	0	0	0	0	0
Suicide Attempts	0	0	0	0	0	0	0	0	0	0	0	0	0
<b>Subtotal (Employee Non-Assault)</b>	<b>5</b>	<b>4</b>	<b>8</b>	<b>4</b>	<b>7</b>	<b>2</b>	<b>12</b>	<b>12</b>	<b>5</b>	<b>8</b>	<b>4</b>	<b>7</b>	<b>78</b>
<b>Prisoner</b>													
Accidental/Natural Death	0	0	0	0	0	1	0	0	0	0	0	0	1
Escape	0	0	0	0	0	0	0	0	0	0	0	0	0
Escape Attempt	0	0	0	0	0	0	0	0	0	0	0	0	0
Drug Overdose	2	1	1	0	1	1	0	1	0	0	1	0	8
Sexual Contact w/Offenders	0	0	0	0	0	0	0	0	0	0	0	0	0
Suicide	0	0	0	0	0	0	0	0	0	0	0	0	0
Suicide Attempts	2	0	1	0	3	0	1	2	0	0	1	0	10
<b>Subtotal (Prisoner Non-Assault)</b>	<b>4</b>	<b>1</b>	<b>2</b>	<b>0</b>	<b>4</b>	<b>2</b>	<b>1</b>	<b>3</b>	<b>0</b>	<b>0</b>	<b>2</b>	<b>0</b>	<b>19</b>
<b>Other</b>													
All Other	17	13	8	10	7	16	10	20	9	12	11	12	145
Natural Disaster/Physical Plant	2	0	0	1	2	3	1	1	0	1	2	1	14
Riot/Disturbance/Hostage/Demonstration	0	0	0	0	0	0	0	0	0	0	0	0	0
Visitor Related	0	0	0	0	0	0	0	0	0	0	0	0	0
<b>Subtotal ("Other")</b>	<b>19</b>	<b>13</b>	<b>8</b>	<b>11</b>	<b>9</b>	<b>19</b>	<b>11</b>	<b>21</b>	<b>9</b>	<b>13</b>	<b>13</b>	<b>13</b>	<b>159</b>
<b>Grand Total</b>	<b>31</b>	<b>24</b>	<b>21</b>	<b>15</b>	<b>23</b>	<b>27</b>	<b>29</b>	<b>40</b>	<b>16</b>	<b>23</b>	<b>21</b>	<b>21</b>	<b>291</b>

# Michigan Department of Corrections

Public Act 154 of 2005, Boilerplate Reporting

Critical Incident Reports, Section 1013(2)

January 1, 2005 - December 31, 2005

Parnall Correctional Facility

1780 E. Parnall, Jackson, MI 49201-7138



**Incidents which occurred off duty.**

	JAN	FEB	MAR	APR	MAY	JUN	JUL	AUG	SEP	OCT	NOV	DEC	TOTAL
<b>Assault Based Critical Incidents</b>													
<b>Employee Victim</b>													
Category I	0	0	0	0	0	0	0	0	0	0	0	0	0
Category II	0	0	0	0	0	0	0	0	0	0	0	0	0
Category III	0	0	0	0	0	0	0	0	0	0	0	0	0
Category IV	0	0	0	0	0	0	0	0	0	0	0	0	0
Category V	0	0	0	0	0	0	0	0	0	0	0	1	1
Category VI	0	0	0	0	0	0	0	0	0	0	0	0	0
<b>Subtotal (Employee Victim Assault)</b>	<b>0</b>	<b>0</b>	<b>0</b>	<b>0</b>	<b>0</b>	<b>0</b>	<b>0</b>	<b>0</b>	<b>0</b>	<b>0</b>	<b>0</b>	<b>0</b>	<b>1</b>
<b>Prisoner Victim</b>													
Category I	0	0	0	0	0	0	0	0	0	0	0	0	0
Category II	0	0	0	0	0	0	0	0	1	0	0	0	1
Category III	0	0	0	0	0	0	0	0	0	0	0	0	0
Category IV	0	0	0	0	0	1	0	0	0	0	0	0	1
Category V	1	0	0	1	0	0	0	0	1	0	0	0	3
Category VI	0	0	0	0	0	0	0	0	0	0	0	0	0
<b>Subtotal (Prisoner Victim Assault)</b>	<b>1</b>	<b>0</b>	<b>0</b>	<b>1</b>	<b>0</b>	<b>1</b>	<b>0</b>	<b>0</b>	<b>2</b>	<b>0</b>	<b>0</b>	<b>0</b>	<b>5</b>
<b>Non-Assault Based Critical Incidents</b>													
<b>Employee</b>													
Accidental/Natural Death	0	0	0	0	0	0	0	0	0	0	0	0	0
Arrest for Felony or Misdemeanor	0	0	0	0	0	0	0	0	0	0	0	0	0
Firearm/Chemical Agent Discharge	0	0	0	0	0	0	0	0	0	0	0	0	0
Loss/Theft of Firearm/Chemical Agent	0	0	0	0	0	0	0	0	0	0	0	0	0
Prisoner Control / Use of Force	0	0	0	0	0	0	0	0	0	0	0	0	0
Suicide	0	0	0	0	0	0	0	0	0	0	0	0	0
Suicide Attempts	0	0	0	0	0	0	0	0	0	0	0	0	0
<b>Subtotal (Employee Non-Assault)</b>	<b>0</b>	<b>0</b>	<b>0</b>	<b>0</b>	<b>0</b>	<b>0</b>	<b>0</b>	<b>0</b>	<b>0</b>	<b>0</b>	<b>0</b>	<b>0</b>	<b>0</b>
<b>Prisoner</b>													
Accidental/Natural Death	2	0	0	0	0	0	0	0	0	0	1	0	3
Escape	0	0	0	0	0	0	0	0	0	0	0	0	0
Escape Attempt	0	0	0	0	0	0	0	0	0	0	0	0	0
Drug Overdose	0	0	0	0	0	0	0	0	0	0	0	0	0
Sexual Contact w/Offenders	0	0	0	0	0	0	1	1	0	0	0	0	2
Suicide	0	0	0	0	0	0	0	0	0	0	0	0	0
Suicide Attempts	0	0	0	0	0	0	0	0	0	0	0	0	0
<b>Subtotal (Prisoner Non-Assault)</b>	<b>2</b>	<b>0</b>	<b>0</b>	<b>0</b>	<b>0</b>	<b>0</b>	<b>1</b>	<b>1</b>	<b>0</b>	<b>0</b>	<b>1</b>	<b>0</b>	<b>5</b>
<b>Other</b>													
All Other	1	1	1	2	0	0	2	0	0	1	0	0	8
Natural Disaster/Physical Plant	0	0	1	0	2	0	0	0	0	1	0	0	4
Riot/Disturbance/Hostage/Demonstration	0	0	0	0	0	0	0	0	0	0	0	0	0
Visitor Related	0	0	0	0	0	0	0	0	0	0	0	0	0
<b>Subtotal ("Other")</b>	<b>1</b>	<b>1</b>	<b>2</b>	<b>2</b>	<b>2</b>	<b>0</b>	<b>2</b>	<b>0</b>	<b>0</b>	<b>2</b>	<b>0</b>	<b>0</b>	<b>12</b>
<b>Grand Total</b>	<b>4</b>	<b>1</b>	<b>2</b>	<b>3</b>	<b>2</b>	<b>1</b>	<b>3</b>	<b>1</b>	<b>2</b>	<b>2</b>	<b>1</b>	<b>1</b>	<b>23</b>

# Michigan Department of Corrections

Public Act 154 of 2005, Boilerplate Reporting

Critical Incident Reports, Section 1013(2)

January 1, 2005 - December 31, 2005

Pine River Correctional Facility

320 N. Hubbard, St. Louis, MI 48880



**Incidents which occurred off duty.**

	JAN	FEB	MAR	APR	MAY	JUN	JUL	AUG	SEP	OCT	NOV	DEC	TOTAL
<b>Assault Based Critical Incidents</b>													
<b>Employee Victim</b>													
Category I	0	0	0	0	0	0	0	0	0	0	0	0	0
Category II	0	0	0	0	0	0	0	0	0	0	0	0	0
Category III	0	0	0	0	0	0	0	0	0	0	0	0	0
Category IV	0	0	0	0	0	0	0	0	0	0	0	0	0
Category V	0	0	0	0	0	0	0	1	0	0	0	0	1
Category VI	0	0	0	0	0	2	0	0	0	0	0	0	2
<b>Subtotal (Employee Victim Assault)</b>	<b>0</b>	<b>0</b>	<b>0</b>	<b>0</b>	<b>0</b>	<b>2</b>	<b>0</b>	<b>1</b>	<b>0</b>	<b>0</b>	<b>0</b>	<b>0</b>	<b>3</b>
<b>Prisoner Victim</b>													
Category I	0	0	0	0	0	0	0	0	0	0	0	0	0
Category II	0	0	0	0	0	0	0	0	0	0	0	0	0
Category III	0	0	0	0	0	0	0	0	0	0	0	0	0
Category IV	0	0	0	0	0	0	0	0	0	0	0	0	0
Category V	0	0	0	0	1	1	0	0	0	1	1	2	6
Category VI	0	0	0	1	0	0	0	0	0	1	0	0	2
<b>Subtotal (Prisoner Victim Assault)</b>	<b>0</b>	<b>0</b>	<b>0</b>	<b>1</b>	<b>1</b>	<b>1</b>	<b>0</b>	<b>0</b>	<b>0</b>	<b>2</b>	<b>1</b>	<b>2</b>	<b>8</b>
<b>Non-Assault Based Critical Incidents</b>													
<b>Employee</b>													
Accidental/Natural Death	0	0	0	0	0	0	0	0	0	0	0	0	0
Arrest for Felony or Misdemeanor	0	0	0	0	0	0	0	0	0	0	0	0	0
Firearm/Chemical Agent Discharge	0	0	0	0	0	0	0	0	0	0	0	0	0
Loss/Theft of Firearm/Chemical Agent	0	0	0	0	0	0	0	0	0	0	0	0	0
Prisoner Control / Use of Force	0	0	0	0	0	0	0	0	0	0	0	0	0
Suicide	0	0	0	0	0	0	0	0	0	0	0	0	0
Suicide Attempts	0	0	0	0	0	0	0	0	0	0	0	0	0
<b>Subtotal (Employee Non-Assault)</b>	<b>0</b>	<b>0</b>	<b>0</b>	<b>0</b>	<b>0</b>	<b>0</b>	<b>0</b>	<b>0</b>	<b>0</b>	<b>0</b>	<b>0</b>	<b>0</b>	<b>0</b>
<b>Prisoner</b>													
Accidental/Natural Death	0	0	0	0	0	0	0	0	0	0	0	0	0
Escape	0	0	0	0	0	0	0	0	0	0	0	0	0
Escape Attempt	0	0	0	0	0	0	0	0	0	0	0	0	0
Drug Overdose	0	0	0	0	0	0	0	0	0	0	0	0	0
Sexual Contact w/Offenders	0	0	0	0	0	0	0	0	0	0	0	0	0
Suicide	0	0	0	0	0	0	0	0	0	0	0	0	0
Suicide Attempts	1	0	0	0	0	0	0	0	0	0	0	0	1
<b>Subtotal (Prisoner Non-Assault)</b>	<b>1</b>	<b>0</b>	<b>0</b>	<b>0</b>	<b>0</b>	<b>0</b>	<b>0</b>	<b>0</b>	<b>0</b>	<b>0</b>	<b>0</b>	<b>0</b>	<b>1</b>
<b>Other</b>													
All Other	1	3	1	3	0	0	1	2	1	3	1	5	21
Natural Disaster/Physical Plant	0	0	0	1	0	1	2	0	0	0	0	0	4
Riot/Disturbance/Hostage/Demonstration	0	0	0	0	0	0	0	0	0	0	0	0	0
Visitor Related	0	0	0	0	0	0	1	0	0	0	0	0	1
<b>Subtotal ("Other")</b>	<b>1</b>	<b>3</b>	<b>1</b>	<b>4</b>	<b>0</b>	<b>1</b>	<b>4</b>	<b>2</b>	<b>1</b>	<b>3</b>	<b>1</b>	<b>5</b>	<b>26</b>
<b>Grand Total</b>	<b>2</b>	<b>3</b>	<b>1</b>	<b>5</b>	<b>1</b>	<b>4</b>	<b>4</b>	<b>3</b>	<b>1</b>	<b>5</b>	<b>2</b>	<b>7</b>	<b>38</b>

# Michigan Department of Corrections

Public Act 154 of 2005, Boilerplate Reporting

Critical Incident Reports, Section 1013(2)

January 1, 2005 - December 31, 2005

Saginaw Correctional Facility

9625 Pierce Road, Freeland, MI 48623



**Incidents which occurred off duty.**

	JAN	FEB	MAR	APR	MAY	JUN	JUL	AUG	SEP	OCT	NOV	DEC	TOTAL
<b>Assault Based Critical Incidents</b>													
<b>Employee Victim</b>													
Category I	0	0	0	0	0	0	0	0	0	0	0	0	0
Category II	0	0	0	0	0	0	0	0	0	0	0	0	0
Category III	0	0	0	0	0	0	0	0	0	0	0	0	0
Category IV	0	0	0	0	0	1	0	0	0	0	0	0	1
Category V	0	0	0	0	0	0	0	0	0	0	0	0	0
Category VI	0	0	0	1	0	0	1	0	0	0	0	0	2
<b>Subtotal (Employee Victim Assault)</b>	<b>0</b>	<b>0</b>	<b>0</b>	<b>1</b>	<b>0</b>	<b>1</b>	<b>1</b>	<b>0</b>	<b>0</b>	<b>0</b>	<b>0</b>	<b>0</b>	<b>3</b>
<b>Prisoner Victim</b>													
Category I	0	0	0	0	0	0	0	0	0	0	0	0	0
Category II	0	0	0	0	0	1	0	0	0	0	0	0	1
Category III	0	0	0	0	0	0	0	0	0	0	0	0	0
Category IV	0	0	0	0	0	0	0	0	0	0	0	0	0
Category V	1	0	4	1	1	0	3	1	1	2	0	1	15
Category VI	0	2	1	0	1	0	0	1	0	0	0	1	6
<b>Subtotal (Prisoner Victim Assault)</b>	<b>1</b>	<b>2</b>	<b>5</b>	<b>1</b>	<b>2</b>	<b>1</b>	<b>3</b>	<b>2</b>	<b>1</b>	<b>2</b>	<b>0</b>	<b>2</b>	<b>22</b>
<b>Non-Assault Based Critical Incidents</b>													
<b>Employee</b>													
Accidental/Natural Death	0	0	0	0	0	0	0	0	0	0	0	0	0
Arrest for Felony or Misdemeanor	0	0	0	0	0	0	0	0	0	1	0	0	1
Firearm/Chemical Agent Discharge	0	0	0	0	0	0	0	0	0	0	0	0	0
Loss/Theft of Firearm/Chemical Agent	0	0	0	0	0	0	0	0	0	0	0	0	0
Prisoner Control / Use of Force	0	0	0	0	0	0	0	0	0	0	0	0	0
Suicide	0	0	0	0	0	0	0	0	0	0	0	0	0
Suicide Attempts	0	0	0	0	0	0	0	0	0	0	0	0	0
<b>Subtotal (Employee Non-Assault)</b>	<b>0</b>	<b>0</b>	<b>0</b>	<b>0</b>	<b>0</b>	<b>0</b>	<b>0</b>	<b>0</b>	<b>0</b>	<b>1</b>	<b>0</b>	<b>0</b>	<b>1</b>
<b>Prisoner</b>													
Accidental/Natural Death	0	0	0	0	0	0	0	0	0	0	0	0	0
Escape	0	0	0	0	0	0	0	0	0	0	0	0	0
Escape Attempt	0	0	0	0	0	0	0	1	0	0	0	0	1
Drug Overdose	0	0	0	0	0	0	0	0	0	0	0	0	0
Sexual Contact w/Offenders	0	0	0	0	0	0	0	0	0	0	0	0	0
Suicide	0	0	0	0	0	1	0	0	0	0	0	0	1
Suicide Attempts	0	0	0	0	0	0	0	0	0	0	0	0	0
<b>Subtotal (Prisoner Non-Assault)</b>	<b>0</b>	<b>0</b>	<b>0</b>	<b>0</b>	<b>0</b>	<b>1</b>	<b>0</b>	<b>1</b>	<b>0</b>	<b>0</b>	<b>0</b>	<b>0</b>	<b>2</b>
<b>Other</b>													
All Other	3	1	5	2	3	8	5	4	3	0	4	0	38
Natural Disaster/Physical Plant	0	0	0	0	0	1	0	0	0	0	0	0	1
Riot/Disturbance/Hostage/Demonstration	0	0	0	0	0	0	0	0	0	0	0	0	0
Visitor Related	0	0	1	0	1	0	0	0	0	0	0	0	2
<b>Subtotal ("Other")</b>	<b>3</b>	<b>1</b>	<b>6</b>	<b>2</b>	<b>4</b>	<b>9</b>	<b>5</b>	<b>4</b>	<b>3</b>	<b>0</b>	<b>4</b>	<b>0</b>	<b>41</b>
<b>Grand Total</b>	<b>4</b>	<b>3</b>	<b>11</b>	<b>4</b>	<b>6</b>	<b>12</b>	<b>9</b>	<b>7</b>	<b>4</b>	<b>3</b>	<b>4</b>	<b>2</b>	<b>69</b>

# Michigan Department of Corrections

Public Act 154 of 2005, Boilerplate Reporting

Critical Incident Reports, Section 1013(2)

January 1, 2005 - December 31, 2005

Mid-Michigan Correctional Facility

8201 N. Croswell Road, St. Louis, MI 48880



**Incidents which occurred off duty.**

	JAN	FEB	MAR	APR	MAY	JUN	JUL	AUG	SEP	OCT	NOV	DEC	TOTAL
<b>Assault Based Critical Incidents</b>													
<b>Employee Victim</b>													
Category I	0	0	0	0	0	0	0	0	0	0	0	0	0
Category II	0	0	0	0	0	0	0	0	0	0	0	0	0
Category III	0	0	0	0	0	0	0	0	0	0	0	0	0
Category IV	0	0	0	0	0	0	0	0	0	0	0	0	0
Category V	1	0	0	0	0	0	0	0	0	0	0	0	1
Category VI	1	0	0	0	0	0	0	0	0	0	1	0	2
<b>Subtotal (Employee Victim Assault)</b>	<b>2</b>	<b>0</b>	<b>0</b>	<b>0</b>	<b>0</b>	<b>0</b>	<b>0</b>	<b>0</b>	<b>0</b>	<b>0</b>	<b>1</b>	<b>0</b>	<b>3</b>
<b>Prisoner Victim</b>													
Category I	0	0	0	0	0	0	0	0	0	0	0	0	0
Category II	0	0	0	0	0	0	0	0	0	0	1	0	1
Category III	0	0	0	0	0	0	0	0	0	0	0	0	0
Category IV	0	0	0	0	0	0	0	0	0	0	0	0	0
Category V	1	1	2	0	1	2	0	2	1	0	2	0	12
Category VI	0	1	0	0	0	0	0	1	0	4	1	0	7
<b>Subtotal (Prisoner Victim Assault)</b>	<b>1</b>	<b>2</b>	<b>2</b>	<b>0</b>	<b>1</b>	<b>2</b>	<b>0</b>	<b>3</b>	<b>1</b>	<b>4</b>	<b>4</b>	<b>0</b>	<b>20</b>
<b>Non-Assault Based Critical Incidents</b>													
<b>Employee</b>													
Accidental/Natural Death	0	0	0	0	0	0	0	0	0	0	0	0	0
Arrest for Felony or Misdemeanor	0	0	0	0	0	0	0	0	0	1	0	0	1
Firearm/Chemical Agent Discharge	0	0	0	0	0	0	0	0	0	0	0	0	0
Loss/Theft of Firearm/Chemical Agent	0	0	0	0	0	0	0	0	0	0	0	0	0
Prisoner Control / Use of Force	0	0	0	0	0	0	0	0	0	0	0	0	0
Suicide	0	0	0	0	0	0	0	0	0	0	0	0	0
Suicide Attempts	0	0	0	0	0	0	0	0	0	0	0	0	0
<b>Subtotal (Employee Non-Assault)</b>	<b>0</b>	<b>0</b>	<b>0</b>	<b>0</b>	<b>0</b>	<b>0</b>	<b>0</b>	<b>0</b>	<b>0</b>	<b>1</b>	<b>0</b>	<b>0</b>	<b>1</b>
<b>Prisoner</b>													
Accidental/Natural Death	0	0	0	1	0	0	0	0	0	0	0	0	1
Escape	0	0	0	0	0	0	0	0	0	0	0	0	0
Escape Attempt	0	0	0	0	0	0	0	0	0	0	0	0	0
Drug Overdose	0	0	0	0	0	0	0	0	0	0	0	1	1
Sexual Contact w/Offenders	0	0	0	0	0	0	0	0	0	0	0	0	0
Suicide	0	0	0	0	0	0	0	0	0	0	0	0	0
Suicide Attempts	0	0	0	0	0	0	0	0	0	0	0	0	0
<b>Subtotal (Prisoner Non-Assault)</b>	<b>0</b>	<b>0</b>	<b>0</b>	<b>1</b>	<b>0</b>	<b>0</b>	<b>0</b>	<b>0</b>	<b>0</b>	<b>0</b>	<b>0</b>	<b>1</b>	<b>2</b>
<b>Other</b>													
All Other	2	1	3	1	5	4	1	4	3	7	2	4	37
Natural Disaster/Physical Plant	0	0	0	0	0	3	1	0	1	0	0	0	5
Riot/Disturbance/Hostage/Demonstration	0	0	0	0	0	0	0	0	0	0	1	0	1
Visitor Related	0	0	0	0	0	0	0	1	0	0	0	0	1
<b>Subtotal ("Other")</b>	<b>2</b>	<b>1</b>	<b>3</b>	<b>1</b>	<b>5</b>	<b>7</b>	<b>2</b>	<b>5</b>	<b>4</b>	<b>7</b>	<b>3</b>	<b>4</b>	<b>44</b>
<b>Grand Total</b>	<b>5</b>	<b>3</b>	<b>5</b>	<b>2</b>	<b>6</b>	<b>9</b>	<b>2</b>	<b>8</b>	<b>5</b>	<b>12</b>	<b>8</b>	<b>5</b>	<b>70</b>

# Michigan Department of Corrections

Public Act 154 of 2005, Boilerplate Reporting

Critical Incident Reports, Section 1013(2)

January 1, 2005 - December 31, 2005

Thumb Correctional Facility

3225 John Conley Drive, Lapeer, MI 48446



➤ Incidents which occurred off duty.

	JAN	FEB	MAR	APR	MAY	JUN	JUL	AUG	SEP	OCT	NOV	DEC	TOTAL
<b>Assault Based Critical Incidents</b>													
<b>Employee Victim</b>													
Category I	0	0	0	0	0	0	0	0	0	0	0	0	0
Category II	0	0	0	0	0	0	0	0	0	0	0	0	0
Category III	0	0	0	0	0	0	0	0	0	0	0	0	0
Category IV	0	0	0	0	0	0	0	0	0	0	0	0	0
Category V	0	0	0	0	0	0	0	0	0	0	0	1	1
Category VI	0	0	0	0	1	0	0	0	0	0	0	0	1
<b>Subtotal (Employee Victim Assault)</b>	<b>0</b>	<b>0</b>	<b>0</b>	<b>0</b>	<b>1</b>	<b>0</b>	<b>0</b>	<b>0</b>	<b>0</b>	<b>0</b>	<b>0</b>	<b>1</b>	<b>2</b>
<b>Prisoner Victim</b>													
Category I	1	0	0	0	0	0	0	0	0	0	0	0	1
Category II	0	0	0	0	0	0	0	0	0	0	0	0	0
Category III	0	0	0	0	0	0	0	0	0	0	0	0	0
Category IV	0	0	0	0	0	0	0	0	0	0	0	0	0
Category V	0	0	2	1	0	1	0	1	0	1	1	3	10
Category VI	0	0	0	0	0	0	0	0	0	0	0	0	0
<b>Subtotal (Prisoner Victim Assault)</b>	<b>1</b>	<b>0</b>	<b>2</b>	<b>1</b>	<b>0</b>	<b>1</b>	<b>0</b>	<b>1</b>	<b>0</b>	<b>1</b>	<b>1</b>	<b>3</b>	<b>11</b>
<b>Non-Assault Based Critical Incidents</b>													
<b>Employee</b>													
➤ Accidental/Natural Death	0	0	0	0	0	0	0	0	0	0	0	0	0
➤ Arrest for Felony or Misdemeanor	0	0	0	0	0	0	0	0	0	0	0	0	0
Firearm/Chemical Agent Discharge	0	0	0	0	0	0	0	0	0	0	0	0	0
Loss/Theft of Firearm/Chemical Agent	0	0	0	0	0	0	0	0	0	0	0	0	0
Prisoner Control / Use of Force	0	0	0	0	0	0	0	0	0	0	0	0	0
➤ Suicide	0	0	0	0	0	0	0	0	0	0	0	0	0
➤ Suicide Attempts	0	0	0	0	0	0	0	0	0	0	0	0	0
<b>Subtotal (Employee Non-Assault)</b>	<b>0</b>	<b>0</b>	<b>0</b>	<b>0</b>	<b>0</b>	<b>0</b>	<b>0</b>	<b>0</b>	<b>0</b>	<b>0</b>	<b>0</b>	<b>0</b>	<b>0</b>
<b>Prisoner</b>													
Accidental/Natural Death	0	0	0	0	0	0	0	0	0	0	0	0	0
Escape	0	0	0	0	0	0	0	0	0	0	0	0	0
Escape Attempt	0	0	0	0	0	0	0	0	0	0	0	0	0
Drug Overdose	0	0	0	0	0	0	0	0	0	0	0	0	0
Sexual Contact w/Offenders	0	0	0	0	0	0	0	0	0	0	0	0	0
Suicide	0	0	0	0	0	0	0	0	0	0	0	0	0
Suicide Attempts	0	0	0	0	0	0	0	0	0	0	0	1	1
<b>Subtotal (Prisoner Non-Assault)</b>	<b>0</b>	<b>0</b>	<b>0</b>	<b>0</b>	<b>0</b>	<b>0</b>	<b>0</b>	<b>0</b>	<b>0</b>	<b>0</b>	<b>0</b>	<b>1</b>	<b>1</b>
<b>Other</b>													
All Other	0	0	0	0	1	1	0	0	2	2	4	1	11
Natural Disaster/Physical Plant	0	0	0	1	0	0	0	0	1	0	0	1	3
Riot/Disturbance/Hostage/Demonstration	0	0	0	0	0	0	0	0	0	0	0	0	0
Visitor Related	1	0	1	0	0	0	0	1	0	0	0	0	3
<b>Subtotal ("Other")</b>	<b>1</b>	<b>0</b>	<b>1</b>	<b>1</b>	<b>1</b>	<b>1</b>	<b>0</b>	<b>1</b>	<b>3</b>	<b>2</b>	<b>4</b>	<b>2</b>	<b>17</b>
<b>Grand Total</b>	<b>2</b>	<b>0</b>	<b>3</b>	<b>2</b>	<b>2</b>	<b>2</b>	<b>0</b>	<b>2</b>	<b>3</b>	<b>3</b>	<b>5</b>	<b>7</b>	<b>31</b>

# Michigan Department of Corrections

Public Act 154 of 2005, Boilerplate Reporting

Critical Incident Reports, Section 1013(2)

January 1, 2005 - December 31, 2005

Chippewa Correctional Facility

4269 W. M-80, Kincheloe, MI 49784



**Incidents which occurred off duty.**

	JAN	FEB	MAR	APR	MAY	JUN	JUL	AUG	SEP	OCT	NOV	DEC	TOTAL
<b>Assault Based Critical Incidents</b>													
<b>Employee Victim</b>													
Category I	0	0	0	0	0	0	0	0	0	0	0	0	0
Category II	0	0	0	0	0	0	0	0	0	0	0	0	0
Category III	0	0	0	0	0	0	0	0	0	0	0	0	0
Category IV	0	0	0	0	0	0	0	0	0	0	0	0	0
Category V	0	0	1	0	0	1	0	0	0	0	0	0	2
Category VI	1	2	1	1	0	0	0	1	1	0	0	0	7
<b>Subtotal (Employee Victim Assault)</b>	<b>1</b>	<b>2</b>	<b>2</b>	<b>1</b>	<b>0</b>	<b>1</b>	<b>0</b>	<b>1</b>	<b>1</b>	<b>0</b>	<b>0</b>	<b>0</b>	<b>9</b>
<b>Prisoner Victim</b>													
Category I	0	0	0	0	0	0	0	0	0	0	0	1	1
Category II	0	0	0	1	0	0	0	0	0	0	0	0	1
Category III	0	0	0	0	0	0	0	0	0	0	0	0	0
Category IV	0	0	0	0	0	0	0	0	0	0	0	0	0
Category V	4	0	3	1	2	6	2	2	0	1	2	1	24
Category VI	0	0	0	0	0	0	0	0	0	0	0	0	0
<b>Subtotal (Prisoner Victim Assault)</b>	<b>4</b>	<b>0</b>	<b>3</b>	<b>2</b>	<b>2</b>	<b>6</b>	<b>2</b>	<b>2</b>	<b>0</b>	<b>1</b>	<b>2</b>	<b>2</b>	<b>26</b>
<b>Non-Assault Based Critical Incidents</b>													
<b>Employee</b>													
Accidental/Natural Death	0	0	0	0	0	0	0	0	0	0	0	0	0
Arrest for Felony or Misdemeanor	0	1	1	0	1	0	1	2	1	0	0	0	7
Firearm/Chemical Agent Discharge	0	1	0	0	0	3	0	0	1	0	0	0	5
Loss/Theft of Firearm/Chemical Agent	0	0	0	0	0	0	0	0	0	0	0	0	0
Prisoner Control / Use of Force	1	2	2	3	2	2	1	2	2	2	1	0	20
Suicide	0	0	0	0	0	0	0	0	0	0	0	0	0
Suicide Attempts	0	0	0	0	0	0	0	0	0	0	0	0	0
<b>Subtotal (Employee Non-Assault)</b>	<b>1</b>	<b>4</b>	<b>3</b>	<b>3</b>	<b>3</b>	<b>5</b>	<b>2</b>	<b>4</b>	<b>4</b>	<b>2</b>	<b>1</b>	<b>0</b>	<b>32</b>
<b>Prisoner</b>													
Accidental/Natural Death	0	0	0	0	0	1	0	0	0	0	0	0	1
Escape	0	0	0	0	0	0	0	0	0	0	0	0	0
Escape Attempt	0	0	0	0	0	0	0	0	0	0	0	0	0
Drug Overdose	0	0	1	1	0	4	2	1	0	0	0	0	9
Sexual Contact w/Offenders	0	0	0	0	0	0	0	0	0	0	0	0	0
Suicide	0	0	0	0	0	0	0	0	0	0	0	0	0
Suicide Attempts	0	1	1	2	1	1	2	1	3	1	0	0	13
<b>Subtotal (Prisoner Non-Assault)</b>	<b>0</b>	<b>1</b>	<b>2</b>	<b>3</b>	<b>1</b>	<b>6</b>	<b>4</b>	<b>2</b>	<b>3</b>	<b>1</b>	<b>0</b>	<b>0</b>	<b>23</b>
<b>Other</b>													
All Other	1	1	2	1	1	0	2	1	2	4	0	0	15
Natural Disaster/Physical Plant	0	0	0	1	0	0	1	0	1	1	2	0	6
Riot/Disturbance/Hostage/Demonstration	0	0	0	0	0	0	0	0	0	0	0	0	0
Visitor Related	0	0	0	0	0	0	0	0	0	0	0	0	0
<b>Subtotal ("Other")</b>	<b>1</b>	<b>1</b>	<b>2</b>	<b>2</b>	<b>1</b>	<b>0</b>	<b>3</b>	<b>1</b>	<b>3</b>	<b>5</b>	<b>2</b>	<b>0</b>	<b>21</b>
<b>Grand Total</b>	<b>7</b>	<b>8</b>	<b>12</b>	<b>11</b>	<b>7</b>	<b>18</b>	<b>11</b>	<b>10</b>	<b>11</b>	<b>9</b>	<b>5</b>	<b>2</b>	<b>111</b>

# Michigan Department of Corrections

Public Act 154 of 2005, Boilerplate Reporting

Critical Incident Reports, Section 1013(2)

January 1, 2005 - December 31, 2005

Huron Valley Complex - Womens

3511 Bemis Road, Ypsilanti, MI 48197



**Incidents which occurred off duty.**

	JAN	FEB	MAR	APR	MAY	JUN	JUL	AUG	SEP	OCT	NOV	DEC	TOTAL
<b>Assault Based Critical Incidents</b>													
<b>Employee Victim</b>													
Category I	0	0	0	0	0	0	0	0	0	0	0	0	0
Category II	0	0	0	0	0	0	0	0	0	0	0	0	0
Category III	0	0	0	0	0	0	0	0	0	0	0	0	0
Category IV	0	0	0	0	0	0	0	0	0	0	0	0	0
Category V	1	1	0	0	2	0	1	1	4	2	0	0	12
Category VI	0	0	0	4	0	0	0	0	0	1	0	0	5
<b>Subtotal (Employee Victim Assault)</b>	<b>1</b>	<b>1</b>	<b>0</b>	<b>4</b>	<b>2</b>	<b>0</b>	<b>1</b>	<b>1</b>	<b>4</b>	<b>3</b>	<b>0</b>	<b>0</b>	<b>17</b>
<b>Prisoner Victim</b>													
Category I	0	0	0	0	0	0	0	0	0	0	0	0	0
Category II	0	0	0	0	0	0	0	0	0	0	0	0	0
Category III	0	0	0	0	0	0	0	0	0	0	0	0	0
Category IV	0	0	1	0	0	0	0	1	0	0	0	0	2
Category V	0	0	3	1	2	0	0	0	0	0	0	0	6
Category VI	0	0	0	1	0	0	1	0	0	2	1	0	5
<b>Subtotal (Prisoner Victim Assault)</b>	<b>0</b>	<b>0</b>	<b>4</b>	<b>2</b>	<b>2</b>	<b>0</b>	<b>1</b>	<b>1</b>	<b>0</b>	<b>2</b>	<b>1</b>	<b>0</b>	<b>13</b>
<b>Non-Assault Based Critical Incidents</b>													
<b>Employee</b>													
Accidental/Natural Death	0	0	0	0	0	0	0	0	0	0	0	0	0
Arrest for Felony or Misdemeanor	0	0	0	0	0	0	0	0	0	1	0	0	1
Firearm/Chemical Agent Discharge	0	0	0	0	0	0	0	0	0	0	0	0	0
Loss/Theft of Firearm/Chemical Agent	0	0	0	0	0	0	0	0	0	0	0	0	0
Prisoner Control / Use of Force	0	0	0	0	0	0	0	0	0	0	0	0	0
Suicide	0	0	0	0	0	0	0	0	0	0	0	0	0
Suicide Attempts	0	0	0	0	1	0	0	0	0	0	0	0	1
<b>Subtotal (Employee Non-Assault)</b>	<b>0</b>	<b>0</b>	<b>0</b>	<b>0</b>	<b>1</b>	<b>0</b>	<b>0</b>	<b>0</b>	<b>0</b>	<b>1</b>	<b>0</b>	<b>0</b>	<b>2</b>
<b>Prisoner</b>													
Accidental/Natural Death	0	0	0	0	0	0	0	0	0	0	0	0	0
Escape	0	0	0	0	0	0	0	0	0	0	0	0	0
Escape Attempt	0	0	0	0	0	0	0	0	0	0	0	0	0
Drug Overdose	0	0	0	0	0	0	0	0	0	0	0	0	0
Sexual Contact w/Offenders	0	0	1	0	0	0	0	0	0	0	0	0	1
Suicide	0	0	0	0	0	0	0	0	0	0	0	0	0
Suicide Attempts	0	0	0	0	0	0	0	0	0	0	0	0	0
<b>Subtotal (Prisoner Non-Assault)</b>	<b>0</b>	<b>0</b>	<b>1</b>	<b>0</b>	<b>0</b>	<b>0</b>	<b>0</b>	<b>0</b>	<b>0</b>	<b>0</b>	<b>0</b>	<b>0</b>	<b>1</b>
<b>Other</b>													
All Other	0	0	1	0	0	0	0	0	0	0	0	0	1
Natural Disaster/Physical Plant	0	0	1	0	0	0	0	1	0	1	0	0	3
Riot/Disturbance/Hostage/Demonstration	0	0	0	0	0	0	0	0	0	0	0	0	0
Visitor Related	0	0	0	0	0	0	0	0	0	0	0	0	0
<b>Subtotal ("Other")</b>	<b>0</b>	<b>0</b>	<b>2</b>	<b>0</b>	<b>0</b>	<b>0</b>	<b>0</b>	<b>1</b>	<b>0</b>	<b>1</b>	<b>0</b>	<b>0</b>	<b>4</b>
<b>Grand Total</b>	<b>1</b>	<b>1</b>	<b>7</b>	<b>6</b>	<b>5</b>	<b>0</b>	<b>2</b>	<b>3</b>	<b>4</b>	<b>7</b>	<b>1</b>	<b>0</b>	<b>37</b>

# Michigan Department of Corrections

Public Act 154 of 2005, Boilerplate Reporting

Critical Incident Reports, Section 1013(2)

January 1, 2005 - December 31, 2005

Camp Branch

19 Fourth Street, Coldwater, MI 49036



➤ Incidents which occurred off duty.

	JAN	FEB	MAR	APR	MAY	JUN	JUL	AUG	SEP	OCT	NOV	DEC	TOTAL
<b>Assault Based Critical Incidents</b>													
<b>Employee Victim</b>													
Category I	0	0	0	0	0	0	0	0	0	0	0	0	0
Category II	0	0	0	0	0	0	0	0	0	0	0	0	0
Category III	0	0	0	0	0	0	0	0	0	0	0	0	0
Category IV	0	0	0	0	0	0	0	0	0	0	0	0	0
Category V	0	0	0	0	0	0	0	0	0	0	0	0	0
Category VI	0	0	0	0	0	0	0	0	0	0	0	1	1
<b>Subtotal (Employee Victim Assault)</b>	<b>0</b>	<b>0</b>	<b>0</b>	<b>0</b>	<b>0</b>	<b>0</b>	<b>0</b>	<b>0</b>	<b>0</b>	<b>0</b>	<b>0</b>	<b>0</b>	<b>1</b>
<b>Prisoner Victim</b>													
Category I	0	0	0	0	0	0	0	0	0	0	0	0	0
Category II	0	0	0	0	0	0	0	0	0	0	0	0	0
Category III	0	0	0	0	0	0	0	0	0	0	0	0	0
Category IV	0	0	0	0	0	0	0	0	0	0	0	0	0
Category V	1	0	0	0	0	1	0	0	0	0	0	0	2
Category VI	0	0	0	0	0	0	0	0	0	0	0	0	0
<b>Subtotal (Prisoner Victim Assault)</b>	<b>1</b>	<b>0</b>	<b>0</b>	<b>0</b>	<b>0</b>	<b>1</b>	<b>0</b>	<b>0</b>	<b>0</b>	<b>0</b>	<b>0</b>	<b>0</b>	<b>2</b>
<b>Non-Assault Based Critical Incidents</b>													
<b>Employee</b>													
➤ Accidental/Natural Death	0	0	0	0	0	0	0	0	0	0	0	0	0
➤ Arrest for Felony or Misdemeanor	0	0	0	0	0	0	0	0	0	0	0	0	0
Firearm/Chemical Agent Discharge	0	0	0	0	0	0	0	0	0	0	0	0	0
Loss/Theft of Firearm/Chemical Agent	0	0	0	0	0	0	0	0	0	0	0	0	0
Prisoner Control / Use of Force	0	0	0	0	0	0	0	0	0	0	0	0	0
➤ Suicide	0	0	0	0	0	0	0	0	0	0	0	0	0
➤ Suicide Attempts	0	0	0	0	0	0	0	0	0	0	0	0	0
<b>Subtotal (Employee Non-Assault)</b>	<b>0</b>	<b>0</b>	<b>0</b>	<b>0</b>	<b>0</b>	<b>0</b>	<b>0</b>	<b>0</b>	<b>0</b>	<b>0</b>	<b>0</b>	<b>0</b>	<b>0</b>
<b>Prisoner</b>													
Accidental/Natural Death	0	0	0	0	0	0	0	0	0	0	0	0	0
Escape	0	0	0	0	0	0	0	0	0	0	0	0	0
Escape Attempt	0	0	0	0	0	0	0	0	0	0	0	0	0
Drug Overdose	0	0	0	0	0	0	0	0	0	0	0	0	0
Sexual Contact w/Offenders	0	0	0	0	0	0	0	0	0	0	0	0	0
Suicide	0	0	0	0	0	0	0	0	0	0	0	0	0
Suicide Attempts	0	0	0	0	0	0	0	0	0	0	0	0	0
<b>Subtotal (Prisoner Non-Assault)</b>	<b>0</b>	<b>0</b>	<b>0</b>	<b>0</b>	<b>0</b>	<b>0</b>	<b>0</b>	<b>0</b>	<b>0</b>	<b>0</b>	<b>0</b>	<b>0</b>	<b>0</b>
<b>Other</b>													
All Other	1	0	0	2	1	0	0	0	1	0	0	0	5
Natural Disaster/Physical Plant	0	0	0	0	0	1	0	0	0	1	0	0	2
Riot/Disturbance/Hostage/Demonstration	0	0	0	0	0	0	0	0	0	0	0	0	0
Visitor Related	0	0	0	0	0	0	0	0	0	0	0	0	0
<b>Subtotal ("Other")</b>	<b>1</b>	<b>0</b>	<b>0</b>	<b>2</b>	<b>1</b>	<b>1</b>	<b>0</b>	<b>0</b>	<b>1</b>	<b>1</b>	<b>0</b>	<b>0</b>	<b>7</b>
<b>Grand Total</b>	<b>2</b>	<b>0</b>	<b>0</b>	<b>2</b>	<b>1</b>	<b>2</b>	<b>0</b>	<b>0</b>	<b>1</b>	<b>1</b>	<b>0</b>	<b>1</b>	<b>10</b>

# Michigan Department of Corrections

Public Act 154 of 2005, Boilerplate Reporting

Critical Incident Reports, Section 1013(2)

January 1, 2005 - December 31, 2005

Camp Brighton

7200 Chambers Road, Pinckney, MI 48169



**Incidents which occurred off duty.**

	JAN	FEB	MAR	APR	MAY	JUN	JUL	AUG	SEP	OCT	NOV	DEC	TOTAL
<b>Assault Based Critical Incidents</b>													
<b>Employee Victim</b>													
Category I	0	0	0	0	0	0	0	0	0	0	0	0	0
Category II	0	0	0	0	0	0	0	0	0	0	0	0	0
Category III	0	0	0	0	0	0	0	0	0	0	0	0	0
Category IV	0	0	0	0	0	0	0	0	0	0	0	0	0
Category V	0	0	0	0	0	0	0	0	0	0	0	0	0
Category VI	0	0	0	0	0	0	0	0	0	0	0	0	0
<b>Subtotal (Employee Victim Assault)</b>	<b>0</b>	<b>0</b>	<b>0</b>	<b>0</b>	<b>0</b>	<b>0</b>	<b>0</b>	<b>0</b>	<b>0</b>	<b>0</b>	<b>0</b>	<b>0</b>	<b>0</b>
<b>Prisoner Victim</b>													
Category I	0	0	0	0	0	0	0	0	0	0	0	0	0
Category II	0	0	0	0	0	0	0	0	0	0	0	0	0
Category III	0	0	0	0	0	0	0	0	0	0	0	0	0
Category IV	0	0	0	0	0	0	0	0	0	0	0	0	0
Category V	0	0	0	0	0	0	0	0	0	0	0	0	0
Category VI	0	0	0	0	1	0	0	0	0	0	0	0	1
<b>Subtotal (Prisoner Victim Assault)</b>	<b>0</b>	<b>0</b>	<b>0</b>	<b>0</b>	<b>1</b>	<b>0</b>	<b>0</b>	<b>0</b>	<b>0</b>	<b>0</b>	<b>0</b>	<b>0</b>	<b>1</b>
<b>Non-Assault Based Critical Incidents</b>													
<b>Employee</b>													
Accidental/Natural Death	0	0	0	0	0	0	0	0	0	0	0	0	0
Arrest for Felony or Misdemeanor	0	0	0	0	0	0	0	0	0	0	0	0	0
Firearm/Chemical Agent Discharge	0	0	0	0	0	0	0	0	0	0	0	0	0
Loss/Theft of Firearm/Chemical Agent	0	0	0	0	0	0	0	0	0	0	0	0	0
Prisoner Control / Use of Force	0	0	0	0	0	0	0	0	0	0	0	0	0
Suicide	0	0	0	0	0	0	0	0	0	0	0	0	0
Suicide Attempts	0	0	0	0	1	0	0	0	0	0	0	0	1
<b>Subtotal (Employee Non-Assault)</b>	<b>0</b>	<b>0</b>	<b>0</b>	<b>0</b>	<b>1</b>	<b>0</b>	<b>0</b>	<b>0</b>	<b>0</b>	<b>0</b>	<b>0</b>	<b>0</b>	<b>1</b>
<b>Prisoner</b>													
Accidental/Natural Death	0	0	0	0	0	0	0	0	0	0	0	0	0
Escape	0	0	0	0	0	0	0	0	0	0	0	0	0
Escape Attempt	0	0	0	0	0	0	0	0	0	0	0	0	0
Drug Overdose	0	0	0	0	0	0	0	0	0	0	0	0	0
Sexual Contact w/Offenders	0	0	0	0	0	0	0	0	0	0	0	0	0
Suicide	0	0	0	0	0	0	0	0	0	0	0	0	0
Suicide Attempts	0	0	0	0	0	0	0	0	0	0	0	0	0
<b>Subtotal (Prisoner Non-Assault)</b>	<b>0</b>	<b>0</b>	<b>0</b>	<b>0</b>	<b>0</b>	<b>0</b>	<b>0</b>	<b>0</b>	<b>0</b>	<b>0</b>	<b>0</b>	<b>0</b>	<b>0</b>
<b>Other</b>													
All Other	0	0	0	0	0	0	0	0	0	0	0	0	0
Natural Disaster/Physical Plant	0	0	0	0	0	0	0	0	0	1	0	0	1
Riot/Disturbance/Hostage/Demonstration	0	0	0	0	0	0	0	0	0	0	0	0	0
Visitor Related	0	0	0	0	0	0	0	0	0	0	0	0	0
<b>Subtotal ("Other")</b>	<b>0</b>	<b>0</b>	<b>0</b>	<b>0</b>	<b>0</b>	<b>0</b>	<b>0</b>	<b>0</b>	<b>0</b>	<b>1</b>	<b>0</b>	<b>0</b>	<b>1</b>
<b>Grand Total</b>	<b>0</b>	<b>0</b>	<b>0</b>	<b>0</b>	<b>2</b>	<b>0</b>	<b>0</b>	<b>0</b>	<b>0</b>	<b>1</b>	<b>0</b>	<b>0</b>	<b>3</b>

# Michigan Department of Corrections

Public Act 154 of 2005, Boilerplate Reporting

Critical Incident Reports, Section 1013(2)

January 1, 2005 - December 31, 2005

Camp Cusino

N 5398 Percy Road, Shingleton, MI 49884



➤ Incidents which occurred off duty.

	JAN	FEB	MAR	APR	MAY	JUN	JUL	AUG	SEP	OCT	NOV	DEC	TOTAL
<b>Assault Based Critical Incidents</b>													
<b>Employee Victim</b>													
Category I	0	0	0	0	0	0	0	0	0	0	0	0	0
Category II	0	0	0	0	0	0	0	0	0	0	0	0	0
Category III	0	0	0	0	0	0	0	0	0	0	0	0	0
Category IV	0	0	0	0	0	0	0	0	0	0	0	0	0
Category V	0	0	0	0	0	0	0	0	0	0	0	0	0
Category VI	0	0	0	0	0	0	0	0	0	0	0	0	0
<b>Subtotal (Employee Victim Assault)</b>	<b>0</b>	<b>0</b>	<b>0</b>	<b>0</b>	<b>0</b>	<b>0</b>	<b>0</b>	<b>0</b>	<b>0</b>	<b>0</b>	<b>0</b>	<b>0</b>	<b>0</b>
<b>Prisoner Victim</b>													
Category I	0	0	0	0	0	0	0	0	0	1	0	0	1
Category II	0	0	0	0	0	0	0	0	0	0	0	0	0
Category III	0	0	0	0	0	0	0	0	0	0	0	0	0
Category IV	0	0	0	0	0	0	0	0	0	0	0	0	0
Category V	0	0	0	0	0	0	0	0	0	0	0	0	0
Category VI	0	0	0	0	0	0	0	0	0	0	0	0	0
<b>Subtotal (Prisoner Victim Assault)</b>	<b>0</b>	<b>0</b>	<b>0</b>	<b>0</b>	<b>0</b>	<b>0</b>	<b>0</b>	<b>0</b>	<b>0</b>	<b>1</b>	<b>0</b>	<b>0</b>	<b>1</b>
<b>Non-Assault Based Critical Incidents</b>													
<b>Employee</b>													
➤ Accidental/Natural Death	0	0	0	0	0	0	0	0	0	0	0	0	0
➤ Arrest for Felony or Misdemeanor	0	0	0	0	0	0	0	0	0	0	0	0	0
➤ Firearm/Chemical Agent Discharge	0	0	0	0	0	0	0	0	0	0	0	0	0
➤ Loss/Theft of Firearm/Chemical Agent	0	0	0	0	0	0	0	0	0	0	0	0	0
➤ Prisoner Control / Use of Force	0	0	0	0	0	0	0	0	0	0	0	0	0
➤ Suicide	0	0	0	0	0	0	0	0	0	0	0	0	0
➤ Suicide Attempts	0	0	0	0	0	0	0	0	0	0	0	0	0
<b>Subtotal (Employee Non-Assault)</b>	<b>0</b>	<b>0</b>	<b>0</b>	<b>0</b>	<b>0</b>	<b>0</b>	<b>0</b>	<b>0</b>	<b>0</b>	<b>0</b>	<b>0</b>	<b>0</b>	<b>0</b>
<b>Prisoner</b>													
Accidental/Natural Death	0	0	0	0	0	0	0	0	0	0	0	0	0
Escape	0	0	0	0	0	0	0	0	0	0	0	0	0
Escape Attempt	0	0	0	0	0	0	0	0	0	0	0	0	0
Drug Overdose	0	0	0	0	0	0	0	0	0	0	0	0	0
Sexual Contact w/Offenders	0	0	0	0	0	0	0	0	0	0	0	0	0
Suicide	0	0	0	0	0	0	0	0	0	0	0	0	0
Suicide Attempts	0	0	0	0	0	0	0	0	0	0	0	0	0
<b>Subtotal (Prisoner Non-Assault)</b>	<b>0</b>	<b>0</b>	<b>0</b>	<b>0</b>	<b>0</b>	<b>0</b>	<b>0</b>	<b>0</b>	<b>0</b>	<b>0</b>	<b>0</b>	<b>0</b>	<b>0</b>
<b>Other</b>													
All Other	0	0	0	0	1	0	0	0	0	0	0	0	1
Natural Disaster/Physical Plant	0	0	0	0	0	0	0	0	0	0	0	0	0
Riot/Disturbance/Hostage/Demonstration	0	0	0	0	0	0	0	0	0	0	0	0	0
Visitor Related	0	0	0	0	0	0	0	0	0	0	0	0	0
<b>Subtotal ("Other")</b>	<b>0</b>	<b>0</b>	<b>0</b>	<b>0</b>	<b>1</b>	<b>0</b>	<b>0</b>	<b>0</b>	<b>0</b>	<b>0</b>	<b>0</b>	<b>0</b>	<b>1</b>
<b>Grand Total</b>	<b>0</b>	<b>0</b>	<b>0</b>	<b>0</b>	<b>1</b>	<b>0</b>	<b>0</b>	<b>0</b>	<b>0</b>	<b>1</b>	<b>0</b>	<b>0</b>	<b>2</b>



# Michigan Department of Corrections

Public Act 154 of 2005, Boilerplate Reporting

Critical Incident Reports, Section 1013(2)

January 1, 2005 - December 31, 2005

Camp Lehman

5135 Hartwick Pines Road, Grayling, MI 49738



➤ Incidents which occurred off duty.

	JAN	FEB	MAR	APR	MAY	JUN	JUL	AUG	SEP	OCT	NOV	DEC	TOTAL
<b>Assault Based Critical Incidents</b>													
<b>Employee Victim</b>													
Category I	0	0	0	0	0	0	0	0	0	0	0	0	0
Category II	0	0	0	0	0	0	0	0	0	0	0	0	0
Category III	0	0	0	0	0	0	0	0	0	0	0	0	0
Category IV	0	0	0	0	0	0	0	0	0	0	0	0	0
Category V	0	0	1	0	0	0	0	0	0	0	0	0	1
Category VI	0	0	0	1	0	0	0	0	0	0	0	0	1
<b>Subtotal (Employee Victim Assault)</b>	<b>0</b>	<b>0</b>	<b>1</b>	<b>1</b>	<b>0</b>	<b>0</b>	<b>0</b>	<b>0</b>	<b>0</b>	<b>0</b>	<b>0</b>	<b>0</b>	<b>2</b>
<b>Prisoner Victim</b>													
Category I	0	0	0	0	0	0	0	0	0	0	0	0	0
Category II	0	0	0	0	0	0	0	0	0	0	0	0	0
Category III	0	0	0	0	0	0	0	0	0	0	0	0	0
Category IV	0	0	0	0	0	0	0	0	0	0	0	0	0
Category V	0	2	0	2	0	0	0	0	1	0	0	0	5
Category VI	0	0	0	0	0	0	0	0	0	0	0	0	0
<b>Subtotal (Prisoner Victim Assault)</b>	<b>0</b>	<b>2</b>	<b>0</b>	<b>2</b>	<b>0</b>	<b>0</b>	<b>0</b>	<b>0</b>	<b>1</b>	<b>0</b>	<b>0</b>	<b>0</b>	<b>5</b>
<b>Non-Assault Based Critical Incidents</b>													
<b>Employee</b>													
➤ Accidental/Natural Death	0	0	0	0	0	0	0	0	0	0	0	0	0
➤ Arrest for Felony or Misdemeanor	0	0	0	0	0	0	0	0	0	0	0	0	0
➤ Firearm/Chemical Agent Discharge	0	0	0	0	0	0	0	0	0	0	0	0	0
➤ Loss/Theft of Firearm/Chemical Agent	0	0	0	0	0	0	0	0	0	0	0	0	0
➤ Prisoner Control / Use of Force	0	0	0	0	0	0	0	0	0	0	0	1	1
➤ Suicide	0	0	0	0	0	0	0	0	0	0	0	0	0
➤ Suicide Attempts	0	0	0	0	0	0	0	0	0	0	0	0	0
<b>Subtotal (Employee Non-Assault)</b>	<b>0</b>	<b>0</b>	<b>0</b>	<b>0</b>	<b>0</b>	<b>0</b>	<b>0</b>	<b>0</b>	<b>0</b>	<b>0</b>	<b>0</b>	<b>1</b>	<b>1</b>
<b>Prisoner</b>													
Accidental/Natural Death	0	0	0	0	0	0	0	0	0	0	0	0	0
Escape	0	0	0	0	0	0	0	0	0	0	0	0	0
Escape Attempt	0	0	0	0	0	0	0	0	0	0	0	0	0
Drug Overdose	0	0	0	0	0	0	0	0	0	0	0	0	0
Sexual Contact w/Offenders	0	0	0	0	0	0	0	0	0	0	0	0	0
Suicide	0	0	0	0	0	0	0	0	0	0	0	0	0
Suicide Attempts	0	0	0	0	0	0	0	0	0	0	0	0	0
<b>Subtotal (Prisoner Non-Assault)</b>	<b>0</b>	<b>0</b>	<b>0</b>	<b>0</b>	<b>0</b>	<b>0</b>	<b>0</b>	<b>0</b>	<b>0</b>	<b>0</b>	<b>0</b>	<b>0</b>	<b>0</b>
<b>Other</b>													
All Other	5	1	0	0	2	1	0	1	0	2	1	0	13
Natural Disaster/Physical Plant	0	0	0	0	0	2	0	0	0	0	1	0	3
Riot/Disturbance/Hostage/Demonstration	0	0	0	0	0	0	0	0	0	0	0	0	0
Visitor Related	0	0	0	0	0	0	0	0	0	0	0	0	0
<b>Subtotal ("Other")</b>	<b>5</b>	<b>1</b>	<b>0</b>	<b>0</b>	<b>2</b>	<b>3</b>	<b>0</b>	<b>1</b>	<b>0</b>	<b>2</b>	<b>2</b>	<b>0</b>	<b>16</b>
<b>Grand Total</b>	<b>5</b>	<b>3</b>	<b>1</b>	<b>3</b>	<b>2</b>	<b>3</b>	<b>0</b>	<b>1</b>	<b>1</b>	<b>2</b>	<b>2</b>	<b>1</b>	<b>24</b>

# Michigan Department of Corrections

Public Act 154 of 2005, Boilerplate Reporting

Critical Incident Reports, Section 1013(2)

January 1, 2005 - December 31, 2005

Camp Manistique

401 North Maple Street, Manistique, MI 49854



➤ Incidents which occurred off duty.

	JAN	FEB	MAR	APR	MAY	JUN	JUL	AUG	SEP	OCT	NOV	DEC	TOTAL
<b>Assault Based Critical Incidents</b>													
<b>Employee Victim</b>													
Category I	0	0	0	0	0	0	0	0	0	0	0	0	0
Category II	0	0	0	0	0	0	0	0	0	0	0	0	0
Category III	0	0	0	0	0	0	0	0	0	0	0	0	0
Category IV	0	0	0	0	0	0	0	0	0	0	0	0	0
Category V	1	0	0	0	0	0	0	0	0	0	0	0	1
Category VI	0	0	0	0	0	0	0	0	0	0	0	0	0
<b>Subtotal (Employee Victim Assault)</b>	<b>1</b>	<b>0</b>	<b>0</b>	<b>0</b>	<b>0</b>	<b>0</b>	<b>0</b>	<b>0</b>	<b>0</b>	<b>0</b>	<b>0</b>	<b>0</b>	<b>1</b>
<b>Prisoner Victim</b>													
Category I	0	0	0	0	0	0	0	0	0	0	0	0	0
Category II	0	0	0	0	0	0	0	0	0	0	0	0	0
Category III	0	0	0	0	0	0	0	0	0	0	0	0	0
Category IV	0	0	0	0	0	0	0	0	0	0	0	0	0
Category V	0	0	0	0	0	0	0	0	0	1	0	0	1
Category VI	0	0	0	0	0	0	0	0	0	0	0	0	0
<b>Subtotal (Prisoner Victim Assault)</b>	<b>0</b>	<b>0</b>	<b>0</b>	<b>0</b>	<b>0</b>	<b>0</b>	<b>0</b>	<b>0</b>	<b>0</b>	<b>1</b>	<b>0</b>	<b>0</b>	<b>1</b>
<b>Non-Assault Based Critical Incidents</b>													
<b>Employee</b>													
➤ Accidental/Natural Death	0	0	0	0	0	0	0	0	0	0	0	0	0
➤ Arrest for Felony or Misdemeanor	0	0	0	0	0	0	0	0	0	0	0	0	0
Firearm/Chemical Agent Discharge	0	0	0	0	0	0	0	0	0	0	0	0	0
Loss/Theft of Firearm/Chemical Agent	0	0	0	0	0	0	0	0	0	0	0	0	0
Prisoner Control / Use of Force	0	0	0	0	0	0	0	0	0	0	0	0	0
➤ Suicide	0	0	0	0	0	0	0	0	0	0	0	0	0
➤ Suicide Attempts	0	0	0	0	0	0	0	0	0	0	0	0	0
<b>Subtotal (Employee Non-Assault)</b>	<b>0</b>	<b>0</b>	<b>0</b>	<b>0</b>	<b>0</b>	<b>0</b>	<b>0</b>	<b>0</b>	<b>0</b>	<b>0</b>	<b>0</b>	<b>0</b>	<b>0</b>
<b>Prisoner</b>													
Accidental/Natural Death	0	0	0	0	0	0	0	0	0	0	0	0	0
Escape	0	0	0	0	0	0	0	0	0	0	0	0	0
Escape Attempt	0	0	0	0	0	0	0	0	0	0	0	0	0
Drug Overdose	0	0	0	0	0	0	0	0	0	0	0	0	0
Sexual Contact w/Offenders	0	0	0	0	0	0	0	0	0	0	0	0	0
Suicide	0	0	0	0	0	0	0	0	0	0	0	0	0
Suicide Attempts	0	0	0	0	0	0	0	0	0	0	0	0	0
<b>Subtotal (Prisoner Non-Assault)</b>	<b>0</b>	<b>0</b>	<b>0</b>	<b>0</b>	<b>0</b>	<b>0</b>	<b>0</b>	<b>0</b>	<b>0</b>	<b>0</b>	<b>0</b>	<b>0</b>	<b>0</b>
<b>Other</b>													
All Other	0	0	0	0	0	0	0	0	0	0	0	0	0
Natural Disaster/Physical Plant	0	0	0	0	0	0	0	0	0	0	1	0	1
Riot/Disturbance/Hostage/Demonstration	0	0	0	0	0	0	0	0	0	0	0	0	0
Visitor Related	0	0	0	0	0	0	0	0	0	0	0	0	0
<b>Subtotal ("Other")</b>	<b>0</b>	<b>0</b>	<b>0</b>	<b>0</b>	<b>0</b>	<b>0</b>	<b>0</b>	<b>0</b>	<b>0</b>	<b>0</b>	<b>1</b>	<b>0</b>	<b>1</b>
<b>Grand Total</b>	<b>1</b>	<b>0</b>	<b>0</b>	<b>0</b>	<b>0</b>	<b>0</b>	<b>0</b>	<b>0</b>	<b>0</b>	<b>1</b>	<b>1</b>	<b>0</b>	<b>3</b>

# Michigan Department of Corrections

Public Act 154 of 2005, Boilerplate Reporting

Critical Incident Reports, Section 1013(2)

January 1, 2005 - December 31, 2005

Camp Ottawa

216 Gendron Road, Iron River, MI 49935



➤ Incidents which occurred off duty.

	JAN	FEB	MAR	APR	MAY	JUN	JUL	AUG	SEP	OCT	NOV	DEC	TOTAL
<b>Assault Based Critical Incidents</b>													
<b>Employee Victim</b>													
Category I	0	0	0	0	0	0	0	0	0	0	0	0	0
Category II	0	0	0	0	0	0	0	0	0	0	0	0	0
Category III	0	0	0	0	0	0	0	0	0	0	0	0	0
Category IV	0	0	0	0	0	0	0	0	0	0	0	0	0
Category V	0	0	0	0	0	0	0	0	0	0	0	0	0
Category VI	0	0	0	0	0	0	0	0	0	0	0	0	0
<b>Subtotal (Employee Victim Assault)</b>	<b>0</b>	<b>0</b>	<b>0</b>	<b>0</b>	<b>0</b>	<b>0</b>	<b>0</b>	<b>0</b>	<b>0</b>	<b>0</b>	<b>0</b>	<b>0</b>	<b>0</b>
<b>Prisoner Victim</b>													
Category I	0	0	0	0	0	0	0	0	0	0	0	0	0
Category II	0	0	0	0	0	0	0	0	0	0	0	0	0
Category III	0	0	0	0	0	0	0	0	0	0	0	0	0
Category IV	0	0	0	0	0	0	0	0	0	0	0	0	0
Category V	0	0	0	0	0	0	1	0	0	0	0	0	1
Category VI	0	0	0	0	0	0	0	0	0	0	0	0	0
<b>Subtotal (Prisoner Victim Assault)</b>	<b>0</b>	<b>0</b>	<b>0</b>	<b>0</b>	<b>0</b>	<b>0</b>	<b>1</b>	<b>0</b>	<b>0</b>	<b>0</b>	<b>0</b>	<b>0</b>	<b>1</b>
<b>Non-Assault Based Critical Incidents</b>													
<b>Employee</b>													
➤ Accidental/Natural Death	0	0	0	0	0	0	0	0	0	0	0	0	0
➤ Arrest for Felony or Misdemeanor	0	0	0	0	0	0	0	0	0	0	0	0	0
Firearm/Chemical Agent Discharge	0	0	0	0	0	0	0	0	0	0	0	0	0
Loss/Theft of Firearm/Chemical Agent	0	0	0	0	0	0	0	0	0	0	0	0	0
Prisoner Control / Use of Force	0	0	0	0	0	0	0	0	0	0	0	0	0
➤ Suicide	0	0	0	0	0	0	0	0	0	0	0	0	0
➤ Suicide Attempts	0	0	0	0	0	0	0	0	0	0	0	0	0
<b>Subtotal (Employee Non-Assault)</b>	<b>0</b>	<b>0</b>	<b>0</b>	<b>0</b>	<b>0</b>	<b>0</b>	<b>0</b>	<b>0</b>	<b>0</b>	<b>0</b>	<b>0</b>	<b>0</b>	<b>0</b>
<b>Prisoner</b>													
Accidental/Natural Death	0	0	0	0	0	0	0	0	0	0	0	0	0
Escape	0	0	0	0	0	0	0	0	0	0	0	0	0
Escape Attempt	0	0	0	0	0	0	0	0	0	0	0	0	0
Drug Overdose	0	0	0	0	0	0	0	0	0	0	0	0	0
Sexual Contact w/Offenders	0	0	0	0	0	0	0	0	0	0	0	0	0
Suicide	0	0	0	0	0	0	0	0	0	0	0	0	0
Suicide Attempts	0	0	0	0	0	0	0	0	0	0	0	0	0
<b>Subtotal (Prisoner Non-Assault)</b>	<b>0</b>	<b>0</b>	<b>0</b>	<b>0</b>	<b>0</b>	<b>0</b>	<b>0</b>	<b>0</b>	<b>0</b>	<b>0</b>	<b>0</b>	<b>0</b>	<b>0</b>
<b>Other</b>													
All Other	0	0	0	0	1	0	1	1	0	0	0	0	3
Natural Disaster/Physical Plant	0	0	0	0	0	0	0	0	0	0	1	0	1
Riot/Disturbance/Hostage/Demonstration	0	0	0	0	0	0	0	0	0	0	0	0	0
Visitor Related	0	0	0	0	0	0	0	0	0	0	0	0	0
<b>Subtotal ("Other")</b>	<b>0</b>	<b>0</b>	<b>0</b>	<b>0</b>	<b>1</b>	<b>0</b>	<b>1</b>	<b>1</b>	<b>0</b>	<b>0</b>	<b>1</b>	<b>0</b>	<b>4</b>
<b>Grand Total</b>	<b>0</b>	<b>0</b>	<b>0</b>	<b>0</b>	<b>1</b>	<b>0</b>	<b>2</b>	<b>1</b>	<b>0</b>	<b>0</b>	<b>1</b>	<b>0</b>	<b>5</b>

# Michigan Department of Corrections

Public Act 154 of 2005, Boilerplate Reporting

Critical Incident Reports, Section 1013(2)

January 1, 2005 - December 31, 2005

Special Alternative Incarceration

18901 Waterloo Road, Chelsea, MI 48118



➤ Incidents which occurred off duty.

	JAN	FEB	MAR	APR	MAY	JUN	JUL	AUG	SEP	OCT	NOV	DEC	TOTAL
<b>Assault Based Critical Incidents</b>													
<b>Employee Victim</b>													
Category I	0	0	0	0	0	0	0	0	0	0	0	0	0
Category II	0	0	0	0	0	0	0	0	0	0	0	0	0
Category III	0	0	0	0	0	0	0	0	0	0	0	0	0
Category IV	0	0	0	0	0	0	0	0	0	0	0	0	0
Category V	0	0	0	0	0	0	0	0	0	0	1	0	1
Category VI	0	0	0	0	2	0	0	0	0	0	0	0	2
<b>Subtotal (Employee Victim Assault)</b>	<b>0</b>	<b>0</b>	<b>0</b>	<b>0</b>	<b>2</b>	<b>0</b>	<b>0</b>	<b>0</b>	<b>0</b>	<b>0</b>	<b>1</b>	<b>0</b>	<b>3</b>
<b>Prisoner Victim</b>													
Category I	0	0	0	0	0	0	0	0	0	0	0	0	0
Category II	0	0	0	0	0	0	0	0	0	0	0	0	0
Category III	0	0	0	0	0	0	0	0	0	0	0	0	0
Category IV	0	0	0	0	0	0	0	0	0	0	0	0	0
Category V	0	1	0	2	0	0	0	0	0	0	1	1	5
Category VI	0	0	0	1	0	0	0	0	0	0	0	0	1
<b>Subtotal (Prisoner Victim Assault)</b>	<b>0</b>	<b>1</b>	<b>0</b>	<b>3</b>	<b>0</b>	<b>0</b>	<b>0</b>	<b>0</b>	<b>0</b>	<b>0</b>	<b>1</b>	<b>1</b>	<b>6</b>
<b>Non-Assault Based Critical Incidents</b>													
<b>Employee</b>													
➤ Accidental/Natural Death	0	0	0	0	0	0	0	0	0	0	0	0	0
➤ Arrest for Felony or Misdemeanor	0	0	0	0	0	0	0	0	0	0	0	0	0
Firearm/Chemical Agent Discharge	0	0	0	0	0	0	0	0	0	0	0	0	0
Loss/Theft of Firearm/Chemical Agent	0	0	0	0	0	0	0	0	0	0	0	0	0
➤ Prisoner Control / Use of Force	7	4	7	2	9	3	3	2	4	6	4	1	52
➤ Suicide	0	0	0	0	0	0	0	0	0	0	0	0	0
➤ Suicide Attempts	0	0	0	0	0	0	0	0	0	0	0	0	0
<b>Subtotal (Employee Non-Assault)</b>	<b>7</b>	<b>4</b>	<b>7</b>	<b>2</b>	<b>9</b>	<b>3</b>	<b>3</b>	<b>2</b>	<b>4</b>	<b>6</b>	<b>4</b>	<b>1</b>	<b>52</b>
<b>Prisoner</b>													
Accidental/Natural Death	0	0	0	0	0	0	0	0	0	0	0	0	0
Escape	0	0	0	0	0	0	0	0	0	0	0	0	0
Escape Attempt	0	0	0	0	0	0	0	0	0	0	0	0	0
Drug Overdose	0	0	0	0	0	0	0	0	0	0	0	0	0
Sexual Contact w/Offenders	0	0	0	0	0	0	0	0	0	0	0	0	0
Suicide	0	0	0	0	0	0	0	0	0	0	0	0	0
Suicide Attempts	0	0	0	0	0	0	0	0	0	0	0	0	0
<b>Subtotal (Prisoner Non-Assault)</b>	<b>0</b>	<b>0</b>	<b>0</b>	<b>0</b>	<b>0</b>	<b>0</b>	<b>0</b>	<b>0</b>	<b>0</b>	<b>0</b>	<b>0</b>	<b>0</b>	<b>0</b>
<b>Other</b>													
All Other	1	1	0	1	0	0	2	2	4	2	2	0	15
Natural Disaster/Physical Plant	0	1	0	0	0	3	0	0	0	0	0	1	5
Riot/Disturbance/Hostage/Demonstration	0	0	0	0	0	0	0	0	0	0	0	0	0
Visitor Related	0	0	0	0	0	0	0	0	0	0	0	0	0
<b>Subtotal ("Other")</b>	<b>1</b>	<b>2</b>	<b>0</b>	<b>1</b>	<b>0</b>	<b>3</b>	<b>2</b>	<b>2</b>	<b>4</b>	<b>2</b>	<b>2</b>	<b>1</b>	<b>20</b>
<b>Grand Total</b>	<b>8</b>	<b>7</b>	<b>7</b>	<b>6</b>	<b>11</b>	<b>6</b>	<b>5</b>	<b>4</b>	<b>8</b>	<b>8</b>	<b>8</b>	<b>3</b>	<b>81</b>